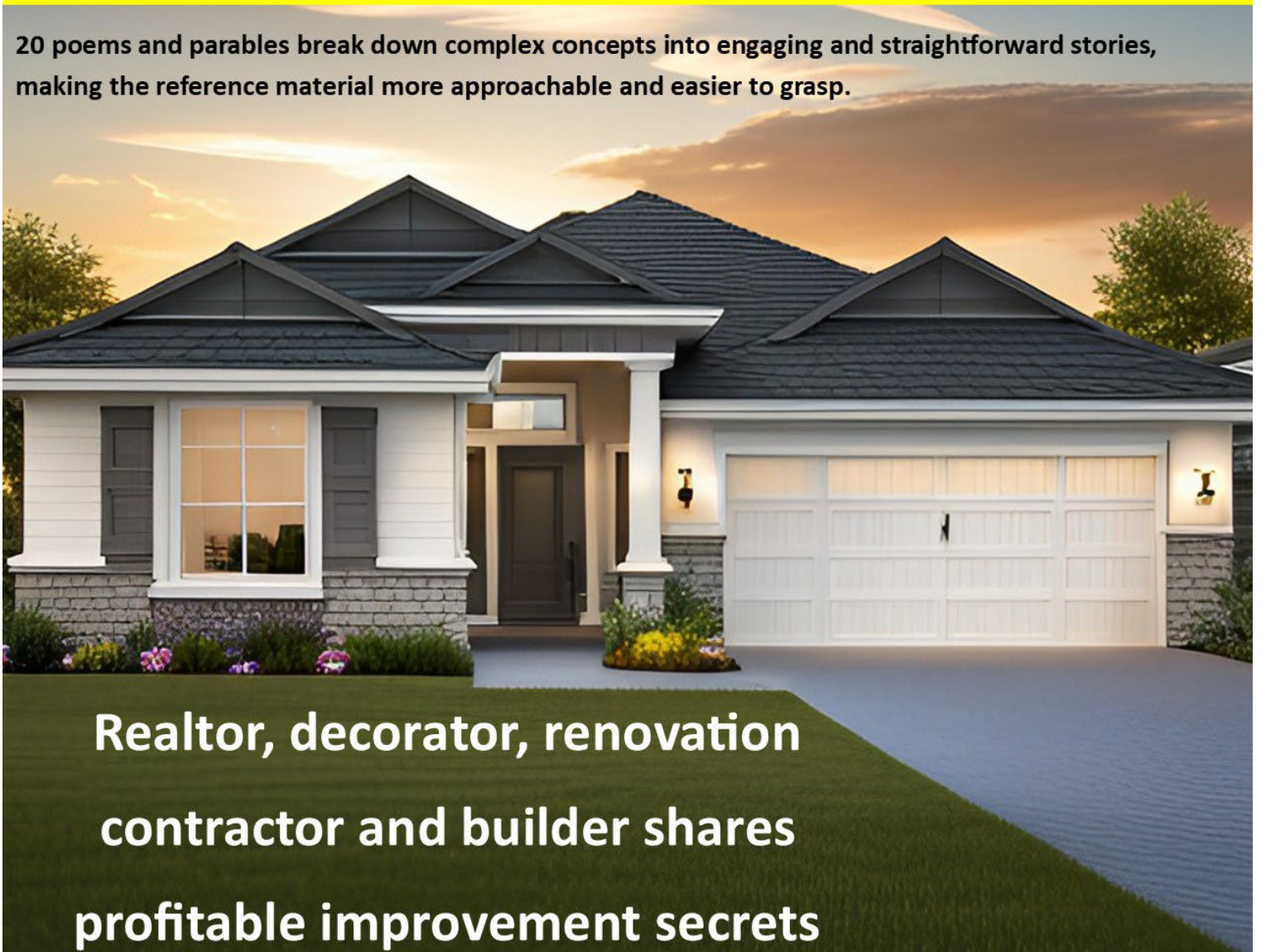


# Maximize Your Home Sale Profits

## Selling For Top Dollar Can Bankrupt You!

20 poems and parables break down complex concepts into engaging and straightforward stories, making the reference material more approachable and easier to grasp.



Realtor, decorator, renovation  
contractor and builder shares  
profitable improvement secrets

**Steve Schappert**

# Table of Contents

1. **Introduction:**
2. **Financial and Legal Foundations:** Setting the Stage for a Profitable Sale
3. **Embark on Your Profitable Journey:** Unveiling the Secrets to Selling Your Home
4. **Unleash Your Selling Potential:** The Game-Changing 80/20 Rule
5. **Invest Smart, Profit Big:** Strategic Upgrades for Maximum ROI
6. **Curbside Charm:** Transforming Your Home's Exterior for Maximum Profit
7. **Declutter For Dollars:** The Profitable Power of Depersonalization and Organization
8. **Furry Friends and the Sale:** Balancing Pet Presence for Home Appeal
9. **Green Gains:** Turning Sustainability into Profitability in Real Estate
10. **Artful Impressions:** Elevating Perceived Home Value Through Strategic Art Staging
11. **Stage Your Success:** Crafting Irresistible Spaces to Amplify Your Home's Value
12. **From Pitfalls to Profit:** Navigating Common Seller Mistakes
13. **Learning from the Best:** Extracting Gems from Others' Selling Experiences
14. **Market Like a Pro:** Insider Strategies to Showcase Your Home's True Worth
15. **Buyer Magnetism:** Strategies to Attract and Secure Profitable Buyers
16. **Digital Showcasing Mastery:** Maximizing Your Online Presence for a Quick Sale
17. **Master the Art of Negotiation:** Elevate Your Profit Potential
18. **Sealing the Deal:** A Guide to Closing with Confidence
19. **Leverage Your Assets:** Unveiling Bargaining Chips for Maximum Profit
20. **Unlock Your Profit Potential:** The Value of Hiring a Top-Notch Agent
21. **Selling Land**
22. **Selling Multi-Family Homes**
23. **Analysis of 100 Home Improvements:** Description, financial & environmental benefits

**Glossary:** A glossary has been provided at the end of this book. If real estate terminology is new to you, it might be beneficial to start there to enhance your understanding of the concepts.

## **Forms:** Essential Tools for Real Estate Transactions

In addition to the glossary provided, this book includes a comprehensive section on forms, which are indispensable tools in the real estate process. Whether you're buying, selling, or simply exploring the market, familiarity with these documents is crucial for a smooth transaction. This section is designed to demystify the paperwork involved in real estate dealings, offering clear explanations and examples of common forms you'll encounter.

# Foreword



**"Maximize Your Home Sale Profits"** emerges as a captivating and insightful read for anyone looking to navigate the often-complex world of real estate with grace and efficiency. Through a series of engaging parables set in various enchanting locales—from the tranquil village of Greendale to the mystical forest of Evergreen—this book offers readers a unique and memorable approach to mastering the art of selling their homes.

**Each parable**, featuring characters such as Finnegan the cunning fox, Bella the industrious butterfly, Benjamin the wise bear, and Orville the knowledgeable owl, not only entertains but educates. Schappert taught a master's class in elementary education at Yale Peabody. The lesson was called entertainment is education. Having overcome a traumatic brain injury at the age of 15, Schappert has dedicated over four decades to honing his ability to distill complex ideas into simpler forms. This book is the pinnacle of his efforts, blending the intricacies of a textbook with the whimsical charm of Dr. Seuss. These stories artfully weave together timeless wisdom with practical real estate advice, allowing readers to glean valuable lessons on negotiation, presentation, and the psychological aspects of buyer-seller interactions.

**Beyond its storytelling charm**, "Maximize Your Home Sale Profits" dives deep into industry secrets that many professionals might hesitate to share. It demystifies complex strategies in an accessible manner, from staging homes to attract the right buyers to using market trends to one's advantage. The book highlights the importance of understanding both the macroeconomic factors that influence real estate markets and the micro-level details that can make or break a sale.

**What sets this book apart is its comprehensive approach** to the home selling process. It doesn't just focus on the end goal of maximizing profit; it emphasizes creating a positive, ethical, and sustainable transaction process for all parties involved. The inclusion of eco-friendly home improvement tips aligns well with growing trends towards sustainability in real estate. The practical advice is further enriched with "behind-the-scenes" insights into the real estate industry, offering readers a clear understanding of what to expect and how to avoid common pitfalls. From negotiating tactics that ensure you get the best price for your home to understanding buyer psychology, the book covers a broad spectrum of essential topics.

**"Maximize Your Home Sale Profits" is more than just a guide**; it's a mentor in book form, offering a wealth of knowledge tempered with the wisdom of experience. It's an invaluable resource for homeowners, real estate enthusiasts, and anyone interested in the art of selling homes effectively. Whether you're a first-time seller or a seasoned investor, this book will inspire you to approach your next home sale with confidence, creativity, and a deeper understanding of the complex dynamics at play in the real estate market.

# Do Well by Doing Good With A Strong Moral Compass



**This book serves as your compass** for achieving success by embracing integrity and positive impact. We passionately believe that genuine success comes from contributing value rather than taking shortcuts. Throughout these pages, we guide you on a journey to elevate your business by focusing on ethical practices and meaningful contributions.

Here, you'll find strategies that not only enhance profitability but also ensure you can advance confidently, without the need to constantly watch your back. Our approach rejects any form of deceit, concealment, or dishonesty. We're here to show you the path to prosperity through authenticity and ethical behavior, illustrating that true progress is made by uplifting others, not by compromising on principles.

# The Path to Prosperity: Doing Well by Doing Good



**In an era where quick gains and shortcuts seem enticing, the book "Maximize Your Home Sale Profits"** stands as a beacon of integrity, guiding readers towards achieving success in the real estate market through ethical practices and a positive impact. This enlightening guide underscores the fundamental truth that real prosperity doesn't stem from cutting corners but from adding genuine value to the world.

**The core premise** of "Maximize Your Home Sale Profits" is refreshingly straightforward: True success is a byproduct of contributing positively and working with integrity. It's a clarion call for real estate professionals, homeowners, and businesspersons alike to elevate their operations beyond mere profit generation. By weaving ethical practices and meaningful contributions into the fabric of their business models, the book illustrates how profitability and morality can not only coexist but also complement each other.

**One of the most compelling arguments** presented is the long-term sustainability of working ethically. In contrast to the precarious nature of success built on deceit or shortcuts, ethical business practices ensure stability and growth. By focusing on transparency, honesty, and genuine value creation, businesses can advance confidently without the constant fear of repercussions or the need to "watch their back."

Moreover, "Maximize Your Home Sale Profits" makes a compelling case for the impact of positive contributions on community and environment. It argues that businesses, especially in the real estate sector, have the unique opportunity to make a significant positive impact on the world.

**From eco-friendly practices to supporting local communities**, the book provides actionable strategies that not only enhance profitability but also contribute to a healthier planet and happier society. Perhaps the most inspiring takeaway is the idea that true progress and innovation come from uplifting others. The book champions the concept that the path to individual prosperity is paved with collective upliftment. By rejecting deceit and embracing authenticity, businesses and individuals can foster an environment of trust and mutual respect, leading to more meaningful and lasting success.

In essence, "Maximize Your Home Sale Profits" is more than just a guide to increasing profits; it's a manifesto for building a legacy of integrity, sustainability, and positive impact. It serves as a reminder that doing well by doing good is not only possible but the most rewarding path to prosperity.

As we navigate the complexities of the modern world, let us take to heart the lessons from this seminal work and commit to a future where success is measured not just by what we get, but by what we contribute.

# Mindscales:

## Navigating the Psychology of Selling Real Estate



Selling your home is an emotional journey as much as it is a financial one. To guide you through this complex process with a positive mindset, my book introduces a special feature in each chapter called "Mindscales: Navigating the Psychology of Selling Real Estate." These sections are devoted to exploring the deep emotional landscapes encountered during the sale, ensuring you navigate these experiences with a smile.

"Mindscales" provides valuable psychological insights and strategies at every step of the selling process. From the initial decision to sell, through negotiations, to handing over the keys, "Mindscales" equips you with the tools to manage stress, make informed decisions, and maintain emotional well-being. This approach transforms potential stressors into opportunities for personal growth and fulfillment.

With "Mindscales" integrated into each chapter, we offer a beacon of support, ensuring you're not just successful in selling your property but also in preserving your peace of mind. Each section is a commitment to helping you understand and navigate the emotional currents of selling, keeping that smile on your face as you embark on new beginnings.

Welcome to a journey that values emotional intelligence as much as financial savvy, ensuring you emerge from the sale process enriched in every sense.

I've created this image for the section titled "Mindscales: Navigating the Psychology of Selling Real Estate." It's designed to visually represent the journey through the emotional and psychological challenges of selling real estate, combining elements of a home, a labyrinth, and a navigational compass to evoke exploration and discovery. This image aims to guide readers through the complexities of selling their home with a balance of warmth and sophistication.

# About Steve Schappert



Steve Schappert, known as The Connecticut Real Estate Broker, stands as a game-changer in the realm of Connecticut real estate. With an illustrious career spanning 45 years in the real estate and construction industry, Schappert brings a wealth of ability to the table. Featured twice in The Washington Post, his insights have been sought after for their impact on property values and intricate knowledge of home-related projects.

Schappert's journey began as a maintenance contractor that expanded into renovation and home building before venturing into the real estate business. His dedication to quality and precision is clear in his cautionary stance on home improvement projects, emphasizing their potential impact on structural integrity.

Featured in Connecticut Magazine, ABC News, and other prominent platforms, Schappert sheds light on the evolving trends in the real estate landscape, particularly the shift towards nature-centric living during the pandemic.


As a Graduate of the Real Estate Institute and a Certified Luxury Home Marketing Specialist™, Seller Representative Specialist, and Resort & Second-Home Specialist, Schappert combines academic knowledge with hands-on experience. His commitment to education is further reflected in his role as the featured green building speaker at the National Real Estate Convention in Las Vegas in 2007.

Beyond his real estate prowess, Schappert's negotiation skills have been honed through his work with the Secret Service, adding a unique dimension to his services. A marketing expert with a track record of running The Green Marketing Company, he employs strategic marketing to reach target audiences effectively.

With a diverse portfolio, Schappert has completed over 1200 renovation or decorating projects, built a dozen homes, shipped a zero-energy home to Germany, and performed over 100 home energy audits. His commitment to ethical practices and client-centric service is encapsulated in his seven reasons to hire him, ranging from negotiation ability to being a rock during emotional moments.

Steve Schappert's journey is marked by accolades, ranging from being featured in major media outlets to his role as a licensed real estate broker, retired renovation contractor, and marketing expert. His comprehensive approach to real estate, coupled with a dedication to education and sustainability, positions him as a sought-after figure in the Connecticut real estate landscape. Whether helping home buyers, sellers, or investors, Schappert's multifaceted expertise makes him an asset in the real estate arena.

**Steve Schappert has been interviewed by, featured in or recommended by**



# Chapter 1

## Introduction



**"Maximize Your Home Sale Profits" is not just a guide;** it's an inspiring journey that engages your imagination through parables and poetry, making the learning process both enlightening and enjoyable.



Crafted to ignite your creativity and vision, this book encourages you to visualize the transformation of your space as you leaf through its pages.

**Readers are invited to settle into their favorite nook**—be it a cozy corner with a soothing cup of tea, a sunny spot with a bold mug of coffee, or a serene evening setting with a glass of wine—to fully immerse in the experience.

As you explore each chapter, you're encouraged to look at your own space, envisioning the suggested improvements and making notes on how you can personally take action.

This immersive approach not only helps you absorb the wisdom contained within it but also makes the process of preparing your home for sale a deeply personal and reflective journey.

By infusing the advice and strategies with your unique touch, you'll not only maximize your sale profits but also craft a space that tells a compelling story to every potential buyer.



## *The Pillars of Successful Salesmanship.*

*In the realm of bricks and mortar, your home stands tall, A fortress of dreams, the grandest buy of all.*

*Selling this castle, a journey you must take, Navigates the vast, complex deals you'll make.*

*With new terms to learn, financial paths to tread, Handling sums so vast, they fill many with dread.*

*Yet, it's not just figures that will test your mind, but emotions deep, with memories entwined.*

*Your home, a vessel of life's precious scenes, A cradle of joys, where love has always been.*

*But when it's time to sell, these feelings can cloud the goal to strike a deal, fair and proud.*

*The mission then, to find the buyer who sees the value of your abode and agrees.*

*To purchase at a price that's top and best, making your offering stand out from the rest.*

*First impressions count, make them fall in love, From the curb to the door, let your home shine above.*

*For success is in sparking that love at first sight, ensuring your home in their heart takes flight.*

*Yet, complexities abound, and to navigate this sea, many seek a professional to set their worries free.*

*This book aims to guide to comfort and to teach, Empowering sellers, their goals to reach.*

*With actionable advice to market your space, avoiding pitfalls, keeping a steady pace.*

*From setting the right price, to making improvements wise, ensuring your home, in value, rises high.*

*Prepare your home, make it appealing and bright, employ strategies to bring buyers into the light.*

*Navigate negotiations with care and tact, understanding the value of a real estate act.*

*This book, your guide through the selling maze, offers insights, strategies, and ways.*

*To sell your home swiftly, at the price it deserves, maximizing returns, as your effort reserves.*

*So, take this step, embrace the journey to sell, with guidance and knowledge, you will do well.*

*For selling your home, at the best price and pace, begins with this book, your trusted base.*

# The Artisan's Quest: Selling the Fortress of Dreams



**In a quaint village nestled among rolling hills and vibrant fields**, there lived a wise old artisan known for crafting the most magnificent homes. Each house he built was not just a structure of bricks and mortar but a masterpiece that held the essence of dreams and aspirations. Among these, one stood out as the grandest of all, a majestic abode built atop the highest hill, overlooking the entire village. This house, known as the "Fortress of Dreams," was built by the artisan as his own dwelling, a vessel of life's precious scenes, filled with love, joy, and countless memories.

**As time wove its inevitable tapestry**, the day came when the artisan decided it was time to pass on the Fortress of Dreams to another. The journey to sell this castle was akin to embarking on a great voyage across vast and complex seas, navigating through storms of financial terms and paths unknown, with sums so vast they could fill the bravest hearts with dread. Yet, the artisan knew the challenge was not solely in the figures but in parting with a piece of his soul, for his home was intertwined with emotions deep, holding memories of a lifetime.

**The artisan's first task was to prepare his home**, making it shine above all others from the curb to the door, ensuring that it sparked love at first sight for those who came to see it. He knew that the key to his journey's success lay in finding the right steward for his beloved home, someone who would see its true value and agree to cherish it as he did.

**Seeking wisdom**, the artisan turned to a tome penned by a renowned sage, a book that promised guidance through the maze of selling one's most prized possession. This book was a lantern in the dark, offering insights and strategies to navigate the complexities of the market, from setting the right price to making wise improvements that would elevate the home's value.

**Armed with knowledge**, the artisan embarked on his quest, making his home appealing to all who laid eyes upon it, employing strategies to attract the right buyers, and navigating negotiations with care and tact. He understood the importance of a professional touch and thus sought the counsel of a seasoned real estate sage to guide him through this journey, ensuring his home stood out from the rest.

**The parable of the artisan** and the Fortress of Dreams serves as a metaphor for the journey of selling one's home, encapsulating the emotional and financial complexities involved. It reminds us that while the task may seem daunting, with the right preparation, guidance, and understanding, one can navigate the vast seas of real estate and reach the shores of success, ensuring their beloved home finds the right next keeper to continue its legacy.

## Key Takeaways

**Emotional Attachment:** Recognize and acknowledge the emotional challenge of selling a home that holds significant personal value and memories. It's not just a financial transaction but a transfer of a cherished space.

**Preparation is Key:** The importance of preparing the home to stand out, ensuring it is visually appealing from the first glance. This involves making necessary improvements and maintaining the property to spark immediate interest from potential buyers.

**Strategic Improvements:** Focus on wise improvements that increase the home's value without overspending. This includes both aesthetic and functional upgrades that enhance the property's appeal to a broad audience.

**Setting the Right Price:** The significance of pricing the home correctly from the start, balancing the emotional valuation with market reality to attract serious buyers without underselling the property's worth.

**Professional Guidance:** The value of seeking advice from experienced real estate professionals. A knowledgeable agent can offer crucial market insights, effective marketing strategies, and negotiation skills to navigate the selling process successfully.

**Understanding the Market:** Familiarity with the current real estate market conditions, buyer trends, and the competitive landscape is essential for positioning the home effectively and making informed decisions.

**Effective Marketing:** Employing a comprehensive marketing strategy that highlights the home's unique features and reaches the right audience. This includes professional photography, virtual tours, and using online and traditional marketing channels.

**Negotiation Skills:** Negotiation skills are crucial in various aspects of life, from professional settings to personal interactions. The ability to navigate negotiations with tact and strategy involves understanding the needs and motivations of all parties involved and using this knowledge to reach

mutually beneficial agreements. Effective negotiators are skilled in communication, able to listen actively and articulate their points clearly and persuasively. They are also adept at problem-solving, finding creative solutions that address the concerns of all sides. Furthermore, successful negotiation requires patience, emotional intelligence, and the ability to remain composed under pressure, ensuring that discussions progress constructively. By honing these skills, individuals can improve their outcomes in negotiations, fostering positive relationships and achieving goals that might otherwise seem out of reach.

## **Emotional Equity:**

### Navigating the Heart and Finances of Selling Your Home



**For many individuals, their home is the most significant investment they'll ever make.** Selling a home, whether it's a single-family residence, a multi-family, or a condominium, entails navigating the largest and most complex transaction one is likely to undertake. It involves grappling with unfamiliar terms and concepts, exercising financial acumen, and handling figures far larger than those met in typical day-to-day transactions.

**Moreover, emotions often enter the equation,** potentially clouding judgment. Sellers often attach sentimental value to their homes, viewing them not just as structures but as repositories of cherished memories—the places where they raised their children and forged lasting experiences. In real estate transactions, the interplay of dozens of decisions, along with significant investments of time, energy, and money, can be complicated by emotional attachments, leading to challenges in negotiating a fair sales price.

**The goal for any home seller** is to find that ideal buyer who simply cannot resist purchasing their home at the highest possible price. Achieving this requires presenting potential buyers with an irresistible sales proposition that sets one's home apart from others on the market. It means creating an unforgettable first impression, evoking in buyers the feeling that they are embarking on a journey toward their new home rather than merely visiting someone else's property. Success lies in sparking love at first sight—from the moment they set eyes on the property, whether from the curb or within the first few seconds of entering.

**Recognizing the complexities involved,** most sellers opt to enlist the support of an experienced real estate professional whom they trust. This book serves as a resource to provide some of that guidance and comfort without the immediate pressures of face-to-face interactions.

**My aim is to** empower prospective or active home sellers with a deeper understanding of the selling process. I offer actionable insights into effectively marketing your home, avoiding critical missteps, and keeping focus throughout the sales journey.

**Consider this book your comprehensive guide** to selling your home swiftly and at the best possible price. Take the time to explore its chapters and unlock the secrets of successful home sellers. Learn why seemingly comparable homes can fetch vastly different prices and equip yourself with the knowledge to decide your home's market value, establish an optimal listing price, employ negotiation tactics, and identify improvements that yield the highest returns on investment (ROI).

**It is my sincere hope** that this book will maximize the efficiency and effectiveness of your home-selling endeavors. Part 1 delves into the importance of preparing your house for sale, including tips on presentation, the "80/20 rule," and insights into which upgrades offer the most significant ROI.

Part 2 focuses on marketing strategies, highlighting common pitfalls to avoid and providing guidance on attracting qualified buyers. In Part 3, we tackle the crucial topic of negotiations—what to expect and how to navigate them—before concluding with an exploration of the value a real estate professional brings to your transaction. Once you grasp the process, requirements, and strategies outlined in this book, you'll understand the considerable impact an experienced, financially savvy real estate professional can have on expediting your transaction and maximizing its economic value.

By reading this book, you're taking the initial step toward selling your home for the best possible price in the shortest amount of time. After absorbing its contents, you may wish to engage with me directly. I'm here to help, whether it's through conducting a Comparative Market Analysis or devising a tailored marketing plan that aligns with your budget and lifestyle.

*~Warm regards, Steve Schappert*

# Chapter 2

## Financial and Legal Foundations: Setting the Stage for a Profitable Sale



## *The Pillars of Successful Salesmanship.*

*In the realm of sales, where profit's the aim, A foundation strong, avoids any blame.  
Financial and legal, two pillars stand tall,  
Guiding the sellers, so they don't fall.*

*First, financial planning, a critical stage, Sets the groundwork, on this wise page.  
Budgeting, forecasting, understanding costs,  
Ensuring that no opportunity is lost.*

*"Know thy expenses," a rule of thumb, From renovations to the final sum.  
Calculate profits, margins so tight,  
To emerge from negotiations in a victorious light.*

*Legalities next, a maze to navigate, Contracts and laws, you must not abate.  
Zoning and permits, regulations keen,  
Compliance is king if you grasp what I mean.*

*Disclosure's a duty, not mere suggestion, Honesty leads to a smoother transaction.  
Property rights and titles so clear,  
Avoid disputes, bringing buyers near.*

*In agreements, attention to every clause, for omissions can cause unworthy pause.  
From listing to closing, details must align,  
For a sale that's lawful, and indeed, divine.*

*Insurance, a shield against unforeseen plight, Protects investment, with all its might.  
Liability, damage, or loss to fight, Ensuring peace of mind, day and night.  
Thus, financial wisdom and legal insight,*

*Prepare the ground for a sale so right.  
In this didactic verse, let it be known,  
Success is seeded in foundations sown.*

# Maxwell's Journey to Maple Grove: A Financial Tale for Home Sellers



In the bustling town of Maple Grove, where every creature had a cozy nook or burrow to call home, lived Maxwell, a meticulous and thoughtful beaver known for his architecturally sound dams. Maxwell had recently decided it was time to build a new dam—one that could accommodate his growing family and the many gatherings he loved to host. Yet, to move forward, he needed to sell his current home. Unsure of the financial intricacies involved, he sought advice from his trusted friends in Maple Grove.

Understanding Dam Equity, Maxwell's first visit was to Penelope, a prudent porcupine with a knack for numbers. Penelope explained, "To start, we need to calculate the equity of your dam. It's like counting



the sticks and stones you've added over the years, minus any moss you still owe to the riverbank." Maxwell nodded, understanding that his hard work over the years had increased his dam's value.

Budgeting for the Move Next, Maxwell met with Felix, a fox with a flair for the finer details of negotiation and contracts. "Remember, moving dams isn't just about relocating sticks. You've got to account for the cost of gathering new materials and perhaps hiring a team of ants for the heavy lifting," Felix pointed out. He also reminded Maxwell of the elder trees' counsel fees, akin to agent commissions in human terms, and the final feast expenses, known in the human world as closing costs.

Estimating Net Sticks (Proceeds) With Penelope's and Felix's advice, Maxwell began estimating his net proceeds. "If I subtract the moving costs and the elder trees' fees from my dam's total value, I'll know how many sticks I have to start my next project," Maxwell thought aloud, feeling more confident with each calculation.

Planning for the Next Dam Maxwell's last visit was to Olivia, an owl who had recently moved her nest to a higher branch for a better view of Maple Grove. "Consider how the sale of your current dam can support your next construction. It's all about finding the right balance between what you need and what you can afford," Olivia advised, highlighting the importance of financial planning in ensuring a smooth transition.

Additional Considerations Before diving into his new project, Maxwell also considered other financial aspects, such as the possibility of early moss repayment penalties and gathering enough resources for the journey to his new location. He pondered the community rules of the area he was moving to, knowing that understanding the local ecosystem was crucial for a harmonious existence.

As Maxwell embarked on his journey to sell his dam and build a new one, he felt well-prepared and financially savvy, thanks to the wisdom of his friends. His story in Maple Grove became a tale of caution and preparation, inspiring other creatures in the town to approach their home sales with diligence and foresight. Maxwell's journey was not just about moving sticks and stones; it was about building a future with careful planning and financial wisdom.

## Key Takeaways

**Understanding Equity:** Recognize the importance of calculating the equity in your home, akin to assessing the value added over time minus any outstanding debts.

**Budgeting for Moving:** Account for all costs associated with moving, including materials, labor, and any professional fees, to avoid unexpected expenses.

**Calculating Net Proceeds:** Estimate the net proceeds from the sale by subtracting moving costs, professional fees, and any other expenses from the total value of the home. This step is crucial for financial planning.

**Financial Planning for the Next Home:** Consider how the sale of your current home will fund your next project. Balance your needs and financial capabilities to ensure a smooth transition to your new home.

**Additional Financial Considerations:** Be aware of potential financial penalties, such as early repayment fees, and the necessity of having sufficient resources for relocation. Understanding the rules and ecosystem of the new community is also vital for a seamless move.

**The Importance of Advice:** Seek guidance from trusted advisors or friends who have expertise in various aspects of the selling process. Their insights can provide valuable perspectives and help navigate financial intricacies.

**Community and Ecosystem Understanding:** Familiarize yourself with the community and ecosystem rules of your new location. This knowledge is crucial for ensuring that your new home meets your expectations and integrates well with the surrounding environment.

**Preparation and Caution:** Approach the process of selling your home and moving to a new one with thorough preparation and caution. This mindset will help manage the financial and logistical aspects effectively.

**Inspirational Journey:** Use your experience as a learning opportunity for others. Sharing your journey can inspire and guide friends or community members through their own home selling and buying processes.

**Building a Future with Financial Wisdom:** Understand that selling your home and moving to a new one is not just a physical transition but also a financial journey. Planning, wisdom, and careful consideration are key to building a prosperous future.

## **The Strategic Sale: Navigating Financial and Legal Pathways to Profit**



When it comes to selling your home, the groundwork you lay before listing it can significantly change your profitability. The financial and legal aspects of preparing for a home sale are as crucial as the physical preparations, if not more so. This blog post delves into the essential steps and considerations for setting a strong financial and legal foundation for a profitable home sale.

### **1. Understand Your Financial Position**

Before you even consider listing your home, it's important to have a clear understanding of your current financial situation. This involves:

- **Assessing Your Home's Equity:** Know how much equity you have in your home. Equity is the difference between what your home is worth and what you owe on any mortgages. This will give you an idea of the potential profit you could make from the sale.
- **Calculating Selling Expenses:** Selling a home comes with costs, including real estate agent commissions, closing costs, and possible repairs or upgrades. Estimating these expenses upfront will help you understand the net profit you can expect.

## 2. Get Legal Affairs in Order

The legal aspects of selling a home can be complex but handling them correctly is essential for a smooth transaction. Key legal considerations include:

- **Title Review:** Ensure there are no issues with your home's title, such as unresolved liens or disputes. A clear title is necessary for transferring ownership to the buyer.
- **Local Regulations Compliance:** Familiarize yourself with local real estate laws and regulations. This may include specific disclosure requirements or permits needed for any home improvements.

## 3. Prepare Necessary Documentation

Having all the necessary documents ready can streamline the selling process. Important documents include:

- **Property Documents:** Gather any documents related to your property, such as the deed, recent property tax statements, and home warranty information.
- **Disclosure Documents:** Most areas require sellers to disclose certain information about the property's condition. Prepare these disclosures carefully to avoid legal issues down the line.

## 4. Set a Realistic Price

Setting the right price for your home is a delicate balance. Price it too high, and you risk a prolonged sale process; too low, and you may not maximize your profit. Consider a professional appraisal and market analysis to inform your pricing strategy.

## 5. Consider Tax Implications

Selling a home can have tax implications, including capital gains tax. The specifics depend on how long you've owned the home and how much profit you make from the sale. Consulting with a tax professional can help you understand your potential tax liabilities and opportunities for tax benefits.

## 6. Choose the Right Representation

Deciding whether to sell your home through a real estate agent or on your own is a weighty decision. An experienced agent can offer invaluable advice and handle many of the complex aspects of the sale but will also require payment of a commission. Weigh the costs and benefits based on your personal situation and the current real estate market.

## Conclusion

Laying a solid financial and legal foundation is the first step toward a profitable home sale. By carefully preparing and making informed decisions, you can maximize your profit while minimizing stress and risk. Remember, every home sale is unique, and what works best for one seller may not be the best course for another. Tailor your approach to your specific circumstances and consider seeking advice from professionals to guide you through the process.

# Most Important Things to Ask Your Real Estate Attorney

When navigating the complexities of real estate transactions, having a skilled real estate attorney by your side is invaluable. They can guide you through legal hurdles, ensure contracts are in your favor, and protect your interests. Knowing what questions to ask your real estate attorney can make a significant difference in ensuring your real estate dealings go smoothly. Here are some essential questions to consider:

## **1. What Experience Do You Have in Real Estate Law?**

Real estate law varies greatly, so it's important to understand your attorney's experience level, particularly in the area relevant to your needs (e.g., residential, commercial, land use).

## **2. Can You Walk Me Through the Legal Steps of My Transaction?**

Each real estate transaction is unique, involving different legal steps. Ask your attorney to outline the process for your specific situation, including any potential challenges you might face.

## **3. What Are the Potential Legal Risks in This Transaction?**

Understanding the risks associated with your transaction can help you make informed decisions. Your attorney should be able to identify these risks and suggest strategies to mitigate them.

## **4. How Will You Communicate with Me Throughout the Process?**

Establishing clear lines of communication is critical. Determine how often you'll receive updates and through which channels (e.g., email, phone calls).

## **5. What Are Your Fees, and How Are They Structured?**

Real estate attorneys can charge in various ways, including hourly rates, flat fees, or a percentage of the real estate transaction. Clarify this upfront to avoid any surprises.

## **6. What Documents Will I Need to Provide?**

Your attorney will need specific documents to proceed with your transaction. Ask for a comprehensive list to gather everything needed for a smooth process.

## **7. How Can I Protect My Interests in This Transaction?**

Your attorney's primary role is to protect your interests. Discuss what steps they will take to ensure your assets and rights are safeguarded throughout the transaction.

## **8. Can You Handle Both the Contract Review and Closing?**

Some attorneys only handle certain aspects of real estate transactions. Confirm that your attorney can manage everything from contract review to closing to ensure continuity.

## **9. Are There Any Local Zoning or Land Use Issues I Should Be Aware Of?**

Local regulations can significantly impact real estate transactions. Your attorney should inform you of any zoning or land use issues that may affect your property.

## **10. What Challenges Do You Anticipate with My Case?**

Every real estate transaction comes with its own set of potential challenges. An experienced attorney should be able to foresee these challenges and discuss how they plan to address them.

## **11. What Are My Exit Strategies if the Deal Falls Through?**

Understanding your options in case the transaction doesn't proceed as planned is crucial. Discuss potential exit strategies and how your interests can be protected.

## **12. Who Else Will Be Working on My Case?**

Knowing who else will be involved in your case, such as paralegals or junior attorneys, and their roles can provide a clearer picture of how your transaction will be handled.

Asking these questions can help build a strong foundation for your real estate endeavors, ensuring you're well-informed and prepared for what lies ahead. A good real estate attorney will not only answer these questions thoroughly but will also work diligently to ensure your real estate transactions are as smooth and beneficial as possible.

# **Most important Things To Ask Your Real Estate Lender**

When securing financing for a real estate purchase, the terms, conditions, and costs involved can significantly impact your financial future. Whether you're working with a bank, broker, hard money lender, or even borrowing from friends and family, asking the right questions is crucial to understanding the agreement fully and avoiding surprises down the line. Here are some essential questions to pose to your real estate lender:

## **1. What Types of Loans Do You Offer, and Which Do You Recommend for Me?**

Different lenders offer various loan types, each with its own set of rules, interest rates, and payment structures. Understanding the options available and getting a recommendation based on your financial situation and goals is essential.

## **2. What Is the Interest Rate and Annual Percentage Rate (APR)?**

The interest rate is what you'll pay yearly to borrow the money, but the APR includes the interest rate plus other charges or fees, giving you a more complete picture of the true cost of the loan.

## **3. What Are the Loan Terms?**

Inquire about the duration of the loan (e.g., 15 years, 30 years) and whether the interest rate is fixed or adjustable. Understanding these terms helps you gauge the long-term financial impact.

## **4. Are There Any Points Included in the Loan?**

Points are fees paid directly to the lender at closing in exchange for a reduced interest rate. Knowing if points are included and evaluating if purchasing points is in your best interest is crucial.

## **5. What Are the Monthly Payments?**

Ask for an estimate of what your monthly payments will be, including taxes, insurance, and any other charges, to ensure it fits within your budget.

## **6. Is There a Prepayment Penalty?**

Some loans include penalties for paying off the loan early. Understanding these penalties can influence your decision to refinance or sell the property in the future.

## **7. What Are the Closing Costs?**

Closing costs can add up to a significant amount. Request a breakdown of these costs and ask if any can be negotiated or if the seller can cover some of them.

## **8. Do I Qualify for Any Special Programs?**

First-time homebuyer programs, VA loans, or other government-backed loans might offer better terms or assistance. Check if you qualify for any of these programs.

## **9. What Documentation Will I Need to Provide?**

Understanding the documentation required for the loan application process helps expedite approval and avoid delays.

### **10. How Long Will the Loan Approval Process Take?**

Knowing the timeline for approval and closing can help you make informed decisions, especially if you're working within a specific timeframe to purchase a property.

### **11. How Will Disbursement Work if I'm Doing a Construction Loan or Rehab?**

For construction or rehab loans, funds are often disbursed in stages based on completed work. Clarify how this process works and what inspections or approvals are required.

### **12. Can the Interest Rate Be Locked? If So, How Long?**

Interest rates can fluctuate, so ask if you can lock in your rate and for how long. There may be a fee for locking in the rate, so be sure to inquire about any associated costs.

### **13. What Happens If I Miss a Payment?**

Understanding the lender's policy on late or missed payments, including any fees or penalties and how they handle forbearance or deferment requests, is important.

Asking these questions can provide you with a comprehensive understanding of your loan terms and help you make a well-informed decision when choosing your real estate lender. A transparent and forthright lender will be more than willing to provide you with all the information you need to feel confident in your borrowing decision.

## **Should I Consult with a Financial Planner Before I Buy?**

Consulting with a financial planner before buying a house can be a wise decision for several reasons. Here are some of the key benefits of seeking advice from a financial planner during this significant financial undertaking:

### **1. Comprehensive Financial Review**

A financial planner can provide a thorough review of your current financial situation, including income, savings, debts, and investments. This comprehensive analysis helps determine how buying a house fits into your overall financial picture and long-term goals.

### **2. Budgeting and Affordability**

Determining how much house you can afford is more complex than just looking at the mortgage payments. A financial planner can help you understand the total costs of homeownership, including property taxes, insurance, maintenance, and utilities, ensuring that you maintain a sustainable budget.

### **3. Mortgage Planning**

There are various mortgage options available, each with its own set of terms, rates, and requirements. A financial planner can help you understand these options and choose the mortgage that best suits your financial goals and situation.

### **4. Saving for a Down Payment**

A financial planner can advise you on strategies to save for a down payment, potentially helping you find ways to accelerate your savings or make more informed investment decisions to increase your down payment fund.

## 5. Emergency Fund Considerations

It's essential to have an emergency fund, especially when taking on the responsibility of a mortgage. A financial planner can help ensure you're well-prepared for unexpected expenses without jeopardizing your homeownership.

## 6. Tax Implications

Owning a home can have various tax implications, including deductions for mortgage interest and property taxes. A financial planner can provide guidance on these matters, helping you maximize your tax benefits.

## 7. Future Financial Planning

Buying a home is a long-term financial commitment that can impact other financial goals, such as retirement savings, education funding, or investing. A financial planner can help you balance these goals, ensuring that buying a house aligns with your broader financial objectives.

## 8. Insurance Needs

Homeownership may require you to update your insurance coverage, including homeowners insurance and possibly additional policies like flood insurance. A financial planner can help you assess your insurance needs to ensure adequate protection.

## 9. Estate Planning

Purchasing a home can necessitate updates to your estate plan. A financial planner can advise you on how homeownership affects your estate planning needs and ensure that your assets are protected and distributed according to your wishes.

## Conclusion

While it's not mandatory to consult with a financial planner before buying a house, doing so can provide valuable insights and help you make more informed decisions. A financial planner can assist you in navigating the complexities of homeownership within the context of your overall financial picture, helping you achieve both your immediate and long-term financial goals.



# Mindscales

The sale of real estate, particularly a home that has personal significance, can indeed be a highly stressful period. Therapists recognize that this stress stems from a combination of financial pressures, legal complexities, emotional attachments to the property, and the uncertainty of the selling process. Here are several insights from a therapeutic perspective on navigating the financial and legal foundations of a profitable sale and the associated stress:

## **Emotional Preparation is Key**

Therapists stress the importance of emotional preparation before embarking on the sale process. Selling a home isn't just a financial transaction; it's often laden with emotional significance. Preparing emotionally can help individuals process feelings of loss, change, and transition, making the practical aspects of selling feel more manageable.

## **Stress from Financial Uncertainty**

Financial pressures, including the desire to maximize profit from the sale, can cause significant stress. Therapists note that uncertainty about the financial outcome, concerns over the property's valuation, and unexpected costs can contribute to anxiety. It's important to manage expectations and prepare for various financial scenarios to mitigate this stress.

The sale of real estate, particularly a home that has personal significance, can indeed be a highly stressful period. Therapists recognize that this stress stems from a combination of financial pressures, legal complexities, emotional attachments to the property, and the uncertainty of the selling process. Here are several insights from a therapeutic perspective on navigating the financial and legal foundations of a profitable sale and the associated stress:

## **Emotional Preparation is Key**

Therapists stress the importance of emotional preparation before embarking on the sale process. Selling a home isn't just a financial transaction; it's often laden with emotional significance. Preparing emotionally can help individuals process feelings of loss, change, and transition, making the practical aspects of selling feel more manageable.

## **Stress from Financial Uncertainty**

Financial pressures, including the desire to maximize profit from the sale, can cause significant stress. Therapists note that uncertainty about the financial outcome, concerns over the property's valuation, and unexpected costs can contribute to anxiety. It's important to manage expectations and prepare for various financial scenarios to mitigate this stress.

## **The Complexity of Legal Requirements**

The legal aspects of selling property, such as ensuring compliance with local regulations, handling contracts, and dealing with potential disputes, can be overwhelming. Therapists highlight the importance of seeking professional legal advice to navigate these complexities. Understanding the legal steps involved can reduce anxiety by demystifying the process and ensuring sellers feel more in control.



## Strategies to Manage Stress

- **Professional Support:** Engaging with real estate professionals, including agents and lawyers, can alleviate much of the burden. Therapists encourage sellers to lean on these professionals for expertise and guidance, allowing them to focus on making informed decisions rather than managing every detail.
- **Mindfulness and Relaxation Techniques:** Incorporating mindfulness practices, such as meditation or deep breathing exercises, can help manage stress levels during the selling process. These techniques can aid in maintaining a calm and clear mind, essential for making sound decisions.
- **Set Realistic Expectations:** Therapists advise sellers to set realistic expectations regarding the sale timeline, the selling price, and the emotional journey. Accepting that some aspects of the process are outside one's control can help reduce frustration and disappointment.
- **Stay Organized:** Keeping all documents, contracts, and financial analyses well-organized can help mitigate stress. An organized approach ensures that sellers are prepared for meetings with agents, lawyers, and potential buyers, reducing last-minute scrambles and anxiety.
- **Seek Emotional Support:** Finally, therapists emphasize the importance of seeking emotional support from friends, family, or a professional counselor. Speaking about the emotional challenges and stresses of selling can provide relief and valuable perspective.

In conclusion, therapists find that the period surrounding the sale of a property can indeed be stressful, largely due to the intertwining of financial, legal, and emotional factors. By recognizing and addressing each of these components with the appropriate strategies and support, sellers can navigate the process more smoothly and with reduced stress.

# Financial Preparation for Home Sellers Checklist

Here's a Financial Preparation for Home Sellers Checklist, aimed at guiding homeowners through the financial aspects of selling their home, including budgeting for expenses, understanding equity, and estimating net proceeds.

## Understanding Your Financial Position

- **Calculate Your Home Equity:** Subtract the outstanding balance of your mortgage from the current market value of your home.
- **Obtain a Preliminary Title Report:** Check for any liens or encumbrances on your property that may affect the sale.

## Budgeting for Selling Expenses

- **Estimate Real Estate Agent Commissions:** Typically, 5-6% of the sale price, divided between the listing and buyer's agents.
- **Prepare for Closing Costs:** Including title insurance, escrow fees, and potential buyer concessions, usually 2-4% of the sale price.
- **Factor in Home Preparation Costs:** Budget for repairs, upgrades, staging, and professional photography.
- **Account for Moving Expenses:** Get estimates from moving companies or budget for moving supplies if you're doing it yourself.

## Estimating Net Proceeds

- **Use a Net Proceeds Calculator:** Many online tools can help estimate your net proceeds after all expenses.
- **Consult with a Financial Advisor or Accountant:** Get professional advice to understand the tax implications of your home sale.

## Managing Your Mortgage

- **Check for Prepayment Penalties:** Review your mortgage agreement to see if you'll incur penalties for paying off your mortgage early.
- **Understand Your Mortgage Payoff Amount:** Contact your lender to get the exact payoff amount, which may differ from your current balance.

## Planning Your Next Steps

- **Decide on Your Next Home:** Consider whether you'll be buying another home immediately and how the proceeds from the sale will impact your purchasing power.
- **Investment Strategies for Proceeds:** If you're not immediately purchasing another home, plan how you'll invest or use the sale proceeds.

## Additional Financial Considerations

- **Review Home Warranty Offers:** Decide if offering a home warranty to the buyer is a strategic move for your sale.
- **Utility and Service Account Closure:** Remember to budget for final utility bills and service cancellations or transfers.
- **HOA Fees and Regulations:** If applicable, check for any outstanding HOA fees or requirements for sellers within your community.

By carefully reviewing and completing the tasks in this checklist, sellers can better prepare for the financial aspects of selling a home, ensuring a smoother transaction and a clearer understanding of the potential financial outcomes.

# Legal and Documentation Checklist for Home Sellers

Gathering the necessary documents and legal paperwork before selling your home is crucial for a smooth transaction. This checklist will help you compile all the essential items needed to help the sale process and provide transparency to potential buyers.

## Ownership and Deed

- **Original Deed:** Proof of property ownership.
- **Title Insurance Policy:** Documents showing title insurance coverage.

## Financial Documents

- **Mortgage Information:** Current mortgage statement and lender contact information.
- **Property Tax Receipts:** Most recent property tax statements and proof of payment.
- **Home Equity Line of Credit (HELOC) Statements:** If applicable, current statements showing the outstanding balance.

## Utility and Maintenance Records

- **Recent Utility Bills:** Copies of recent bills for electricity, water, gas, and sewer services.
- **Service Contracts:** Documentation of ongoing services (e.g., pest control, lawn care, HVAC maintenance).
- **Repair and Maintenance Receipts:** Records of any major repairs or maintenance work done on the property.

## Home Improvement Documentation

- **Permits and Receipts:** For any major renovations or additions, showing that work was completed legally and up to code.
- **Warranties:** Any transferable warranties for home improvements, roof, windows, appliances, or other items that will stay with the house.

## Legal Disclosures

- **Disclosure Statements:** Required disclosure forms about the property's condition, including any known defects.
- **Lead-Based Paint Disclosure:** For homes built before 1978, a federal requirement to show potential lead-based paint hazards.

## Homeowner Association (HOA) Documents

- **HOA Rules and Regulations:** If the property is part of an HOA, include the covenants, conditions, and restrictions (CC&Rs).
- **HOA Financial Statements:** Recent statements showing the financial health of the HOA.
- **HOA Assessment Statements:** Documentation of current or upcoming assessments.

## Inspection Reports

- **Home Inspection Reports:** If a pre-sale inspection was conducted, include the report to show to potential buyers.
- **Pest Inspection Reports:** Documentation of any pest inspections and treatments.

## Other Relevant Documents

- **Home Insurance Records:** Information on the current home insurance provider and coverage details.
- **Appliance Manuals and Warranties:** Manuals and warranties for major appliances and systems that will remain in the home.

Gathering these documents early in the selling process can help speed up negotiations and closing, ensuring all parties are well-informed and that the transaction proceeds smoothly.

# CHAPTER 3

## Embark On Your Profitable Journey: Unveiling the Secrets to Selling Your Home



## *Verses of Value*

*Embark now on this journey, your home to sell, A tale of profits, on these verses dwell.  
Through didactic poetry, secrets unfold, A narrative of selling, profitably told.*

*First, prepare your abode, make it shine, Declutter, repair, design it fine.  
Curb appeal matters, first impressions last, Enhance the exterior, make buyers aghast.*

*Price it right, a crucial stride, Market analysis, let it be your guide.  
Too high, it lingers; too low, you lose, Find the balance, the right path choose.*

*Marketing's next, a story to tell, Professional photos, they sell well.  
Virtual tours, open houses, signs, Reach far and wide, along the lines.*

*Negotiations come, be open yet firm, Fairness in deal, let it affirm.  
Inspections, appraisals, hurdles to clear, Patience and calm, keep them near.*

*Closing the deal, the final act, Legalities, paperwork, all a fact.  
Title transfers, closing costs, all understood, In the end, it's all for the good.*

*Now heed these words, a journey through, Selling your home, profitable and true.  
Each step with care, a path to weave, Success awaits, in what you achieve.*

# Thomas's Quest:

## The Parable of Balancing Tradition and Strategy in Home Selling



**Once upon a time**, in a quaint village nestled between lush green hills and sparkling rivers, there lived a homeowner named Thomas. Thomas owned a beautiful house that had been in his family for generations. With the passage of time, Thomas decided it was time to sell the family home and move on to new adventures. He had heard of the many strategies to increase a home's sale price and was eager to implement them all, believing that this would maximize his profits and honor the legacy of his family home.

Inspired by tales of grand renovations and lucrative home sales, Thomas embarked on a mission to transform his property into the crown jewel of the village. He invested in lavish gardens, ultramodern kitchen appliances, and luxurious bathroom fittings. Every room was painted with the finest colors, and the floors were laid with exquisite tiles and polished wood. Thomas spared no expense, frequenting the local home improvement store, where he was hailed as the most ambitious homeowner they had ever seen.

As weeks turned into months, the transformation of Thomas's home became the talk of the village. Neighbors watched in awe as truckloads of materials arrived and the sounds of construction filled the air. Thomas was proud of the progress and dreamed of the day he would unveil his masterpiece to the world.

However, in his pursuit of perfection, Thomas neglected one crucial aspect—the return on his investment. He was so captivated by the beauty and potential of his upgrades that he did not calculate the cumulative costs of his endeavors. With each visit to the home improvement store, Thomas chipped away at his profit margins, blissfully unaware of the financial pit he was digging himself into.

Finally, the day came when the renovations were complete. Thomas's home stood magnificently, a testament to his vision and challenging work. He listed the property at a price he believed reflected its worth, expecting a flurry of offers from eager buyers. Days passed, then weeks, but the offers did not come. The price, inflated by Thomas's unchecked spending, far exceeded what any buyer in the village was willing or able to pay.

Desperation set in as Thomas realized his mistake. He had invested far more into the property than he could ever hope to recoup in a sale. Bills piled up, and the financial strain became unbearable. Left with no other choice, Thomas filed for bankruptcy, a decision that weighed heavily on his heart.

The once-proud homeowner had fallen victim to his own ambitions, a cautionary tale that spread throughout the village. Thomas's story became a parable of humility and financial prudence, reminding others of the importance of keeping an eye on return on investment and not letting the allure of potential profits cloud judgment.

In the end, Thomas learned a painful but valuable lesson. It wasn't the lavish upgrades or the quest for the highest sale price that mattered most, but rather the wisdom to balance ambition with financial reality. His tale served as a reminder that in the pursuit of success, one must never lose sight of the cost.

## Key Takeaways

**Budget and ROI Awareness:** Emphasize the importance of budgeting and being mindful of the return on investment (ROI) for each renovation or upgrade made to the property. Overspending on improvements can lead to financial losses rather than increased property value.

**Market Compatibility:** Ensure that the renovations and upgrades align with the expectations and financial capabilities of potential buyers in the local market. Over-customizing or excessively upgrading a property can alienate prospective buyers or price the home out of the market.

**Financial Prudence:** Practice financial prudence by prioritizing renovations that offer the highest return on investment. Focus on cost-effective improvements that enhance the property's appeal without overextending financial resources.

**Realistic Pricing:** Set a realistic selling price that reflects the property's market value, considering the cost of improvements and the current real estate market conditions. Avoid inflating the price based on emotional attachment or the cost of upgrades that do not proportionally increase the home's value.

**Professional Consultation:** Seek advice from real estate professionals, including agents and appraisers, to gain insights into which improvements are most likely to increase the home's value and appeal to buyers. This can prevent unnecessary expenditures on projects with minimal impact on sale price.

**Lesson in Humility and Planning:** Thomas's story underscores the importance of humility and careful planning in home improvement projects. It serves as a reminder to keep a balance between achieving a dream home and the practicalities of the real estate market.

**Financial Reality Check:** Always perform a financial reality check before embarking on major renovations, considering both the current financial situation and potential market shifts. This helps in making informed decisions that align with both personal ambitions and market realities.

**Avoiding Financial Overreach:** The tale highlights the risks of financial overreach and the importance of keeping expenditure within limits that the market can bear. It's crucial to avoid making decisions based solely on personal desires without considering the broader financial implications.

**Value of Caution:** Thomas's experience teaches the value of exercising caution and conducting thorough research before continuing with home improvements, especially when aiming to increase the property's sale price.

**Balance Between Ambition and Reality:** The key takeaway is finding a balance between ambition and financial reality, ensuring that home improvements are both desirable and economically sensible. This balance is essential for achieving a successful and profitable home sale.

## Don't Go Bankrupt on Improvements



Steve Schappert's approach to selling a home involves a comprehensive strategy to maximize profit and ensure a successful sale. It's crucial to distinguish between raising the sales price and boosting actual profit when considering home renovations.

Surprisingly, many of the top-10 recommended renovations aimed at increasing the sales price can lead to financial setbacks. Quarterly articles often highlight these popular home improvements, claiming benefits like getting 74% of your money back by replacing the front door. However, it's essential to recognize that such improvements might not contribute to increased profits; in fact, you could end up losing 26% of your



investment. So, it's important to focus on renovations that genuinely enhance profitability rather than just the sales price. Here are the first steps to selling your home.

## Here are the Most Important Things to Remember in the Entire Book!



**1. Clean it:** A clean home creates a positive impression on potential buyers. Ensuring that the property is thoroughly cleaned inside and out can enhance its appeal and make it more inviting.

**2. Fix it:** Addressing any necessary repairs is crucial. Fixing issues such as leaks, faulty appliances, or structural problems not only improves the overall condition of the home but also prevents potential buyers from being deterred by visible problems.

**3. Paint it:** A fresh coat of paint can transform the look and feel of a home. Neutral and appealing colors can help potential buyers visualize themselves in space, making it more likely for them to consider buying.

**4. Landscape it:** Curb appeal is essential. A well-maintained and attractive landscape can create a positive first impression. This includes manicured lawns, trimmed bushes, and colorful flowers that enhance the overall aesthetics of the property.

**5. Energize it:** This might involve perfecting the energy efficiency of the home. Upgrading energy-efficient appliances, improving insulation, and using sustainable practices can make the property more attractive to environmentally conscious buyers.

**6. Stage it:** Staging involves arranging furniture and decor to highlight the home's potential. This allows potential buyers to see the space in its best light and helps them imagine how they could use the different rooms.

**Bonus Tip! Price it Right:** The First Time: Accurately pricing the home from the beginning is crucial. Overpricing can deter potential buyers, while underpricing may lead to missed profits. Steve Schappert's emphasis on pricing it right from the start ensures a competitive yet realistic market value.

Selling a home is a significant milestone and approaching it with the right strategy can make all the difference. Steve Schappert's holistic approach to home selling is designed not just to maximize profits, but

also to simplify the selling process while making your property more appealing to potential buyers. This comprehensive strategy pays close attention to the physical condition of your property as well as its market presentation, ensuring that you achieve the best possible outcome.

## **Understanding the Importance of Location in Real Estate: A Comprehensive Insight**



The timeless mantra "Location, Location, Location!" is more than just a catchy phrase in the world of real estate; it's a foundational principle that profoundly influences property value. This concept is crucial for both first-time sellers and seasoned real estate veterans to grasp, as it directly impacts the financial outcome of a property transaction. Let's delve into why location holds such pivotal importance and how it can dictate the

price of your home in unexpected ways. It's important to note that while properties in prime locations command higher prices, the appreciation rate remains consistent. Thus, investing in a larger home situated on a busier road could still contribute to building a financial cushion. Ultimately, it boils down to personal comfort levels. The big exception is a marginal neighborhood. If the quality of life continues downward, so will your investment.

## 1. The Impact of Location on Property Value

At its core, the value of a property is significantly shaped by its geographical setting. Two seemingly identical homes can have wildly different valuations based solely on where they are situated. This variance is due to several factors tied to their locations, such as:

- a. **Proximity to Amenities:** Homes located near essential and desirable amenities like schools, parks, shopping centers, and hospitals are often more valuable. These conveniences add to the quality of life, making certain areas more sought-after.
- b. **Neighborhood Status:** The reputation and status of a neighborhood play a critical role. Areas known for safety, community engagement, and aesthetic appeal are likely to command higher prices.
- c. **Economic Health:** The economic vitality of a region affects real estate prices. Locations with robust job markets, growing industries, and economic stability are more attractive to buyers, driving up home values.
- d. **Accessibility:** Good transportation links to major highways, public transit systems, and other critical infrastructure can boost a property's appeal and, consequently, its price.

## 2. Aligning Expectations with Market Realities

Understanding the nuanced role of location in real estate pricing is essential for setting realistic expectations about your property's value. It's tempting to overestimate the worth of your home based on emotional value or investments in renovations. However, the market is ultimately driven by what buyers are willing to pay, and location is a primary factor in their decision-making process.

## 3. Avoiding the Overpricing Trap

One of the common pitfall's sellers face is overpricing their property, often due to a misunderstanding of the market's complexities or an overestimation of their home's value. Overpricing can lead to prolonged periods on the market, eventually necessitating price reductions to attract buyer interest. It's a scenario that can be avoided by:

Conducting thorough market research or working with a real estate professional to understand how your home's location affects its price. Comparing your property with similar homes in similar locations to gauge the market rate accurately. Being open to adjusting your expectations and pricing strategy based on solid market data and expert advice.

## Conclusion

In conclusion, the real estate market's intricate dynamics make understanding the importance of location essential for anyone looking to sell their home. By recognizing how various factors tied to location can influence property value, sellers can better navigate the market, set realistic prices, and avoid the pitfalls of overpricing. Ultimately, a well-informed approach to pricing, grounded in the realities of the market and the pivotal role of location, will pave the way for a successful and satisfying real estate transaction.

## The Appraisal Process

Ensuring an accurate appraisal of your home's value is pivotal for a successful sale. Various factors influence this valuation, including the type of dwelling, its distinctive features, any enhancements made, and comparable sales within the vicinity. While altering your property's location is beyond your control, strategic upgrades can significantly augment its worth. Before listing, obtaining an appraisal and leaving it prominently displayed on the kitchen table is a savvy move, especially in marginal markets. This approach

not only underscores transparency but also provides potential buyers with tangible insights into the property's value, fostering confidence and facilitating informed decision-making. Additionally, opting for a Comparative Market Analysis (CMA) can offer deeper insights by juxtaposing your home against recent sales and current listings, aiding in setting a competitive price point that maximizes potential returns.

### **Preparing Your Home for Sale**

Effective preparation is paramount when aiming to sell your home efficiently and at the optimal price. This preparatory phase encompasses a range of crucial steps, beginning with a comprehensive grasp of market dynamics and the strategic timing of your sale. Moreover, it entails meticulously presenting your home in its most appealing light. This might involve attending to minor repairs, enhancing curb appeal, and staging your interior spaces to captivate potential buyers.

Your dedication to maintaining your property in impeccable condition for showings is pivotal. It can exert a substantial influence on both the duration your property spends on the market and the ultimate sale price it commands. By demonstrating a steadfast commitment to showcasing your home at its finest, you convey a sense of pride and care to prospective buyers, thereby elevating its perceived value and desirability.

Remember, the effort invested in meticulous preparation not only enhances the visual appeal of your home but also cultivates a favorable impression among potential buyers, potentially expediting the selling process and maximizing your financial returns.

### **Leveraging Professional Assistance**

Although selling a home may initially appear daunting, enlisting the expertise of a seasoned real estate agent can prove invaluable. A proficient agent serves as your trusted ally, offering indispensable guidance throughout every stage of the process. From accurately pricing your property to devising effective marketing strategies and skillfully negotiating offers, they possess the acumen and experience to help you navigate the intricacies of the market with assurance and ease.

Beyond their expertise in pricing and marketing, a reputable agent assumes the responsibility of managing showings and handling inquiries, alleviating much of the logistical burden from your shoulders. By entrusting these tasks to a professional, you're afforded the freedom to focus on your next steps with peace of mind, knowing that your property is being represented with utmost professionalism and efficiency.

In essence, partnering with a qualified real estate agent not only streamlines the selling process but also empowers you to make informed decisions, ultimately leading to a smoother and more successful transaction. Their adept guidance and unwavering support can make all the difference in achieving your selling goals while mitigating stress along the way.

### **Conclusion**

Selling your home is a multifaceted process that requires careful consideration and strategic planning. By understanding the factors that influence your home's value, preparing your property effectively, and seeking professional guidance, you can streamline the selling process. Embracing Steve Schappert's integrated approach will not only help you achieve a successful sale but also ensure a more pleasant and less stressful experience.

# Maximizing Your Home's Potential: The Triple Advantage of Realtor, Decorator, and Renovation Contractor Expertise



Steve Schappert has been a real estate broker for 20 years, painted and renovated 1300 homes, built 12 homes and did energy audits for over 150. Having a realtor, decorator and contractor on your team makes life simple. Successfully selling your home goes beyond simply putting it on the market; it requires a well-thought-out strategy encompassing presentation, marketing, and skilled negotiation. To maximize the sale potential of your home and achieve a swift, profitable transaction, it's beneficial to enlist the expertise of a professional trio before going to market: a realtor, a decorator, and a renovation contractor. This collaborative approach can significantly enhance the appeal and value of your property. For global assistance in elevating your home's market readiness, reach out to Steve Schappert and his network at [RealEstateandRelocation.com](http://RealEstateandRelocation.com).

## 1. Expert Market Insights

A realtor brings to the table a deep understanding of the current real estate market, including buyer preferences, pricing trends, and competitive analysis. They can offer invaluable advice on the right time to sell, the most appealing features for buyers in your area, and the ideal listing price. Their ability ensures your home is positioned correctly in the market, attracting serious buyers and potentially sparking bidding wars.

## 2. Enhancing Aesthetic Appeal

A decorator can transform the look and feel of your home, making it more appealing to a broad spectrum of buyers. They understand how to highlight your home's best features while downplaying any drawbacks. From choosing the right color palettes to optimizing furniture layout for a spacious feel, a decorator's touch can make your home stand out in listings and showings. Their goal is to create a welcoming atmosphere that allows potential buyers to envision themselves living in the space.

## 3. Addressing Structural and Cosmetic Needs

Bringing in a renovation contractor before listing your home can be a game-changer. They can assess your home for any necessary repairs or updates that could significantly enhance its value. Whether it's modernizing outdated fixtures, fixing structural issues, or suggesting impactful renovations, their expertise ensures that your home is not only aesthetically pleasing but also structurally sound. Investing in the right renovations can offer a substantial return, making your home more competitive in the market.

- **The Combined Advantage:** When these three professionals collaborate, they offer a holistic view of your home's potential. The realtor provides the market context, the decorator enhances visual appeal, and the renovation contractor ensures functionality and compliance with current standards. This comprehensive approach can significantly reduce the time your home spends on the market and increase the final sale price.
- **Strategic Investments for Maximum Returns:** While there are costs associated with hiring these professionals, the return on investment can be large. Small cosmetic updates suggested by a decorator, for instance, can lead to higher offers. Strategic renovations can push your home into a higher price bracket, and expert pricing and marketing by a realtor can attract more potential buyers.
- **Peace of Mind:** Besides the financial benefits, having this trio of experts guide you through the preparation process offers peace of mind. Selling a home can be an emotional and stressful experience. Knowing that every aspect of your home, from its market positioning to its physical condition and aesthetic appeal, has been perfected can ease the stress of selling.

**In Conclusion:** Before listing your home for sale, consider the benefits of consulting with a realtor, a decorator, and a renovation contractor. This strategic approach not only maximizes your home's potential but also streamlines the selling process, ensuring a quicker, more profitable sale. Remember, in the competitive real estate market, the preparation you do before listing can make all the difference in achieving a successful sale.

## Mindscapes

Crafting a mindscape that delves into the psychological aspects of managing home renovations and sales, aligned with therapeutic advice, requires a focus on the emotional journey and mental strategies for coping with the stresses and uncertainties of this process. This refined approach emphasizes emotional resilience, mindfulness, and psychological preparedness as key components:

### Embracing Change with Emotional Intelligence

#### Acknowledging Emotional Investments

- **Emotional Recognition:** Acknowledge the deep emotional investment homeowners often have in their property and the renovations they undertake. Therapists advise recognizing these feelings as valid and important, allowing individuals to fully experience and process emotions like attachment, loss, or pride.
- **Grieving Process:** Understand that letting go of a home, especially after personalizing it through renovations, can resemble a grieving process. Acceptance and emotional processing are crucial steps towards moving forward.

#### Managing Expectations and Uncertainty

- **Expectation Adjustment:** Therapists recommend adjusting expectations to align with market realities and the inherent unpredictability of home selling. This involves preparing for a range of outcomes and recognizing that not all investments yield equal returns.
- **Coping with Uncertainty:** Strategies like mindfulness meditation, deep breathing exercises, or journaling can help manage anxiety stemming from financial uncertainties and market responses to renovations.

# Navigating Financial and Market Realities with Mindfulness

## Financial Mindfulness

**Practical Budgeting:** Encourage a mindset of financial mindfulness, where decisions are made with a clear understanding of one's financial limits and the potential ROI of renovations. This perspective helps mitigate stress from overspending or unrealistic financial expectations.

**Acceptance of Market Conditions:** Therapists suggest fostering acceptance of the external factors beyond one's control, such as market trends and buyer preferences. This can alleviate anxiety related to the selling process and outcome.

## Building Resilience and Seeking Support

### Emotional Resilience

**Building Resilience:** Developing emotional resilience is key to facing setbacks or challenges during the renovation and selling process. Resilience can be strengthened through positive affirmations, setting realistic goals, and focusing on factors within one's control.

**Support Systems:** The importance of a strong support system cannot be overstated. Engaging with friends, family, or a professional therapist can provide emotional stability and a valuable outside perspective.

### Professional and Emotional Guidance

**Professional Consultation:** Seeking advice from real estate and mental health professionals can provide clarity and reassurance. Real estate agents can offer market insights, while therapists can help navigate the emotional complexities of selling a renovated home.

**Mindfulness and Self-care:** Regular practice of mindfulness and self-care activities can significantly reduce stress levels. Therapists might recommend specific practices tailored to the individual's needs and preferences.

### Conclusion: A Therapeutic Approach to Home Selling

This therapeutic mindscape focuses on the interplay between emotional well-being and practical decision-making in the context of home renovations and sales. It emphasizes the importance of acknowledging and processing emotions, managing expectations, practicing financial mindfulness, building resilience, and seeking both professional and emotional support. By adopting these strategies, individuals can navigate the complexities of selling a renovated home with greater emotional intelligence and psychological preparedness, leading to a more positive and less stressful experience.

# Pre-Sale Preparation Checklist

## Repairs

- **Inspect and Repair Major Systems:** Ensure heating, ventilation, air conditioning (HVAC), plumbing, and electrical systems are in good working order.
- **Fix Leaks and Water Damage:** Check for leaks under sinks, in the bathroom, and the roof. Repair any damage caused by leaks.
- **Repair Damaged Flooring:** Replace or repair damaged tiles, hardwood, and carpets.
- **Fix Doors and Windows:** Ensure all doors and windows open, close, and lock properly.
- **Address Exterior Issues:** Repair any damage to siding, roofing, and gutters.

## Upgrades

- **Paint Walls:** Apply a fresh coat of neutral paint to walls to brighten up the space and make it more appealing.
- **Update Fixtures and Hardware:** Replace outdated light fixtures, door handles, and cabinet knobs.
- **Enhance Curb Appeal:** Invest in landscaping to improve the home's first impression. Consider planting flowers, mulching garden beds, and pruning shrubs.
- **Upgrade Kitchen or Bathroom:** If budget allows, update these key rooms with modern fixtures, countertops, or cabinetry.

## Cleaning

- **Deep Clean the Entire Home:** Hire professional cleaners for a thorough cleaning, including carpets, windows, and hard-to-reach areas.
- **Declutter:** Remove personal items, excess furniture, and clutter to make spaces appear larger.
- **Organize Closets and Storage Areas:** Tidy storage areas to prove ample storage capacity to potential buyers.

## Staging

- **Depersonalize the Space:** Remove personal photos, memorabilia, and specific decor items to allow buyers to envision themselves in the home.
- **Arrange Furniture Strategically:** Position furniture to display room sizes and layouts effectively. Consider removing or adding pieces to improve flow.
- **Highlight Key Features:** Use lighting, decor, and furniture to draw attention to features like fireplaces, large windows, or built-in shelving.
- **Set the Table:** A nicely set table can make the dining area more inviting.
- **Add Neutral Decor:** Incorporate simple, neutral decor to appeal to a wide range of buyers.

## Final Touches

- **Ensure Good Lighting:** Open curtains and blinds and replace any burnt-out light bulbs to make your home bright and welcoming.
- **Create a Welcoming Entrance:** Ensure the front door area is clean, well-lit, and inviting. Consider a new doormat or potted plants.

**Prepare Information for Buyers:** Have copies of recent utility bills, tax information, and any warranties or manuals for appliances and systems available for buyers. This checklist is designed to help sellers prepare their home for sale, addressing key areas that can change a buyer's first impression and overall perception of the property. By following these steps, sellers can enhance their home's appeal and potentially increase its market value.



# Home Inspection Preparation Checklist

Preparing for a home inspection is crucial for sellers to ensure a smooth transaction. This checklist covers common issues inspectors look for and suggests minor repairs and improvements to address beforehand, helping you make a positive impression and potentially speed up the sale process.

## Exterior and Structure

- **Inspect Roof:** Look for missing, loose, or damaged shingles and repair, as necessary.
- **Clean Gutters and Downspouts:** Ensure they are securely attached and free of debris.
- **Check Foundation:** Look for cracks or signs of water damage and address any issues.
- **Examine Siding and Paint:** Repair any damaged areas and consider a touch-up for a fresh look.
- **Secure Loose Boards/Railings:** On decks, porches, and stairs to ensure safety.

## Interior and Systems

- **Test Smoke and Carbon Monoxide Detectors:** Replace batteries and ensure proper operation.
- **Check Electrical Systems:** Ensure all outlets, switches, and fixtures are working. Secure any loose wires.
- **Inspect Plumbing:** Look for leaks under sinks, around toilets, and in the basement. Test water pressure.
- **Ensure HVAC Functionality:** Replace filters and schedule a maintenance check if necessary.
- **Operate All Appliances:** Verify that included appliances are in working condition.

## Windows, Doors, and Floors

- **Check Windows and Doors:** Ensure they open, close, and lock smoothly. Seal any drafts.
- **Repair Damaged Window Screens:** Replace or patch torn screens.
- **Address Floor Issues:** Repair or replace damaged or squeaky flooring.

## Attic and Basement

- **Inspect Attic:** Check for signs of pests, water damage, and ensure proper insulation and ventilation.
- **Clean and Organize Basement:** Address any moisture or water intrusion issues.

## Safety and Miscellaneous

- **Secure Railings:** All stairway and balcony railings should be secure and up to code.
- **Review Building Permits:** Ensure any major work done on the house is permitted and inspected.
- **Prepare Documentation:** Have warranties, manuals, and repair records available for the inspector and buyers.

## Final Preparations

- **Clear Access:** Ensure inspectors can easily access the attic, basement, HVAC system, and electrical panels.
- **Deep Clean:** A clean home makes a better impression and may imply well-maintained home systems.

By addressing these items before the home inspection, you can mitigate potential concerns, making the process smoother and more favorable. This proactive approach can lead to quicker sales and potentially higher offers by demonstrating the care and maintenance invested in the property.

# Chapter 4

## Unleash Your Selling Potential: The Game-Changing 80/20 Rule



## *The 80/20 Principle: A Real Estate Rhyme*

*In gardens of life, where ideas intertwine, Pareto observed, in nature, a sign.  
A simple pea plant, with a lesson so fine, 20% thrived, yielding 80% of the vine.  
From this small observation, a principle grew, across fields and markets, its truth rang true.  
In lands and economies, the disparity flew, 20% held wealth, while the rest viewed.*

*In realms of real estate, this rule took its place, guiding sellers to focus, with grace.  
The unique allure of space, a fireplace, could enchant and command a buyer's embrace.*

*Vince and Sue, in their quest for a view, found an older home, where ocean winds blew.  
Its singular charm, a panoramic hue,  
Outshone its flaws, as their love for it grew.*

*Cam and Kate, with their secluded retreat, amidst oaks and pastures, a buyer did meet.  
The privacy cherished, a feat so sweet,  
Proved the 80/20 rule, in its discreet beat.*

*A townhouse by woods, not a parking site, sold for more, as the location was right.  
Another, by lakes, with fountains so bright,  
Showed the power of place, in the market's light.*

*To apply this wisdom, in selling one's home, I identify features where dreams roam.  
Enhance and highlight, in your market's tome,  
Focus your efforts, where desires comb.*

*In strategic marketing, let uniqueness shine, Through photos and words, a narrative divine.  
Efficient resources, on what truly aligns,  
With buyers' dreams, where your home intertwines.*

*A Comparative Market Analysis, in hand, Helps understand value, in the market's demand.  
The 80/20 rule, a guide so grand, in selling your home, it's your magic wand.*

*Thus, in the dance of selling and buying, Efficiency and focus, there's no denying.  
The 80/20 rule, subtly implying, In the unique, a seller's success is lying.*

# The Tale of Mr. Hopper and His Special House



**Once upon a time, in a cozy little town,** there lived a friendly rabbit named Mr. Hopper. Mr. Hopper had a lovely home with many rooms, a big garden, and a beautiful view of the meadow. But there came a time when Mr. Hopper decided it was time to move to a new burrow closer to his family. To do this, he needed to sell his current home. Mr. Hopper wanted to make sure his beloved house would find a new owner who appreciated it as much as he did.

Mr. Hopper thought hard about how to make his house stand out from all the other homes in the town. He remembered something his wise old friend, Mrs. Owl, had once told him about the 80/20 rule. Mrs. Owl

explained that 80% of the results come from focusing on the most important 20% of efforts. Mr. Hopper had an idea! He would use this rule to sell his home. First, Mr. Hopper took a good look at his house and garden. He noticed that what made his home special wasn't just the number of rooms or the big garden, but the magnificent view of the sunrise over the meadow and the cozy reading nook by the fireplace. These were the features that had made him fall in love with the house in the first place.

With Mrs. Owl's advice in mind, Mr. Hopper decided to focus his efforts on enhancing these unique features. He spent a few days tidying up the reading nook, adding comfy cushions, and placing some of his favorite books on the shelves. For the view of the meadow, he trimmed the hedges just enough so that anyone standing on the porch could see the sunrise perfectly.

When it was time to market his home, Mr. Hopper made sure that the pictures of his house highlighted the reading nook and the beautiful view. He talked about these features excitedly to anyone who came to look at the house, sharing stories of mornings spent watching the sunrise and evenings curled up in the nook with a delightful book.

To Mr. Hopper's delight, it didn't take long for a young rabbit family to fall in love with the house. They were enchanted by the specific features Mr. Hopper had highlighted. They could already picture themselves enjoying the sunrise and sharing stories in the cozy nook. They made an offer to buy Mr. Hopper's house at a great price, much to his joy.

In the end, Mr. Hopper realized the wisdom in focusing on what truly mattered. By identifying and enhancing the unique features of his property, and by strategically marketing these aspects, he attracted buyers who appreciated the special qualities of his home. This made the sale quicker and more profitable than he had imagined.

Mr. Hopper's experience with selling his house taught everyone in the town the importance of the 80/20 rule. It showed them that by concentrating on the most special 20% of what they had to offer, they could achieve 80% of their goals, whether in selling homes, in their jobs, or even in making friends.

And so, Mr. Hopper moved to his new burrow, happy and content, knowing that his old home was in the loving hands of a family who would cherish it just as much as he did. The tale of Mr. Hopper and his special house became a cherished story in the town, reminding everyone of the power of focusing on what truly matters.

## Key Takeaways

**Find Unique Features:** Recognize and highlight the unique aspects of your property that can make it stand out in the market. Just like Mr. Hopper's reading nook and the view of the meadow, focusing on what makes your home special can attract the right buyers.

**Apply the 80/20 Rule:** Understand that 80% of the results come from 20% of the efforts. Concentrate on the few key features of your home that will have the biggest impact on potential buyers.

**Enhance and Highlight:** Once you've identified the unique selling points of your home, invest time and effort into enhancing these features. Small improvements can make a substantial difference in how your property is perceived.

**Strategic Marketing:** Use the unique features of your home as the focal point of your marketing efforts. High-quality photos and engaging descriptions that highlight these aspects can draw in interested buyers.

**Share Personal Stories:** Personal stories and experiences related to the unique features of your home can create an emotional connection with potential buyers. Just as Mr. Hopper shared his memories, doing so can help buyers envision creating their own memories in the space.

**Focus on What Matters:** Selling your home isn't just about the physical property but also about conveying the potential for creating a homey and memorable living experience. Focusing on what truly matters to you about your home can resonate with like-minded buyers.

**Achieve Your Goals:** By applying the 80/20 rule and concentrating on the most impactful efforts, you can achieve your goals more efficiently and effectively, whether in selling your home or in other areas of life.

**Leave a Lasting Impression:** A well-thought-out approach to selling your home, focusing on its unique qualities, not only can make the sale more successful but also leave an impression on the community and future sellers.

**Contentment in Transition:** Like Mr. Hopper, finding satisfaction in knowing your home will be cherished by its new owners can make the process of moving on to new adventures more fulfilling.

**Wisdom of Focus:** Mr. Hopper's story teaches the importance of focusing on the essential and impactful elements of any endeavor, a lesson that can be applied beyond real estate to personal and professional life.

## The Pareto Principle



**Famously known as the 80/20 rule**, has long been a beacon for efficiency and effectiveness across various sectors. Originating from Vilfredo Pareto's observation in 1906, where he noted that 20% of the pea plants in his garden were responsible for 80% of the healthy pea pods, this principle has evolved to signify a common

pattern of uneven distribution in many domains of life and work. Pareto's further investigation revealed that this disparity was not just limited to agriculture but was also clear in economics, with 20% of the population owning 80% of the land in Italy, and similarly disproportionate production rates found in various industries.

This principle has profound implications in the realm of real estate, particularly in selling homes. By recognizing that most results (80%) come from a minority of causes (20%), sellers can strategically focus their efforts on the aspects of their home that are most likely to attract buyers, thus saving time and maximizing profit.

### **The Power of Focused Enhancement**

The application of the 80/20 rule in home sales involves finding and showcasing the unique features of a property that set it apart from others in the market. These distinct attributes, constituting the critical 20%, are what potential buyers often find most appealing, and they can significantly influence their purchasing decision.

### **Case Studies in Success**

Several real-life scenarios illustrate the effectiveness of using the 80/20 rule in selling properties:

**Vince and Sue's Quest for an Ocean View:** Their year-long search ended with the purchase of an older home, primarily due to its breathtaking third-floor ocean view. Despite its less appealing exterior and dated interior, this singular feature outweighed all other considerations.

**The Unique Appeal of Seclusion:** Cam and Kate's property, characterized by its secluded country feel and surrounded by pastures and grand oaks, captivated a buyer who valued privacy over the convenience of a paved road, or the allure of a koi pond and patio offered by another nearby property.

**The Strategic Advantage of Location:** A townhouse sold for a premium price because it overlooked woods rather than a parking area, displaying how even within a complex, certain locations can significantly enhance property value. Another seller capitalized on her townhouse's lake and fountain view, again proving the location's pivotal role in attracting buyers.

### **Implementing the 80/20 Rule**

The essence of applying the 80/20 rule in home sales lies in not only recognizing but also enhancing and highlighting the property's most marketable features. Here are steps and considerations for effectively using this principle:

- a. **Find Unique Features:** Determine what makes your property stand out. Whether it's a panoramic view, a sprawling backyard, unique architectural details, or a prime location, identifying these key selling points is crucial.
- b. **Enhance and Highlight:** Once found, invest in enhancing these features to maximize their appeal. This could mean upgrading landscaping, renovating to display a view, or emphasizing unique interior design elements in marketing materials.
- c. **Strategic Marketing:** Tailor your marketing efforts to highlight these unique features. Use high-quality photographs, descriptive listings, and targeted advertising to attract buyers specifically interested in what your property uniquely offers.
- d. **Efficient Use of Resources:** By focusing on the critical 20%, sellers can distribute their time, effort, and investment more efficiently, avoiding wasted resources on less impactful improvements.
- e. **Comparative Market Analysis (CMA):** Use CMAs to understand how your home's unique features stand up against the competition, allowing for a more strategic pricing and marketing approach.

## Conclusion

The 80/20 rule, when applied to selling homes, provides a powerful strategy for focusing efforts on what truly matters to potential buyers. By finding, enhancing, and strategically marketing the unique features of a property, sellers can attract more interested buyers, potentially sell more quickly, and even command higher prices. This principle encourages efficiency and effectiveness, ensuring that sellers do not spread their resources too thin but instead invest in the aspects of their home that will yield the greatest return on investment. In the dynamic and often unpredictable real estate market, mastering the 80/20 rule can be the key to a successful and profitable home sale.

# Mindscapes

## Therapeutic Insights into Highlighting a Home's Unique Features

- 1. The Power of Emotional Resonance:** Therapists understand that emotional resonance is a key driver in human decision-making. When sellers highlight unique aspects of their home, they're not just selling a space; they're offering a canvas for potential buyers to project their hopes, dreams, and future memories. This emotional engagement can be more persuasive than any physical attribute of the property.
- 2. Authenticity and Vulnerability:** Showcasing the personal stories behind a home's unique features invites a level of vulnerability and authenticity. Therapists note that authenticity can foster deeper connections between individuals, suggesting that this transparency may similarly strengthen the bond between buyers and a property.
- 3. Mindfulness and Focus:** Applying the 80/20 rule encourages mindfulness about where effort and resources are directed, emphasizing quality over quantity. This approach reduces overwhelm and increases efficiency in the selling process, aligning with therapeutic practices that advocate for focused attention to improve mental well-being.
- 4. Transition and Letting Go:** The process of selling a home, especially one with sentimental value, can be akin to navigating a significant life transition. Therapists recognize that finding contentment in this change is crucial for emotional health, suggesting that focusing on the positive impact the home will have on new owners can aid in this process.
- 5. The Role of Narrative in Identity:** Personal stories tied to the home contribute to a seller's identity. Therapists highlight the importance of narrative in shaping our sense of self and suggest that sharing these stories can be a therapeutic exercise, helping sellers process their transition and understand their journey.

## Therapeutic Suggestions for Highlighting a Home's Unique Features

- 1. Create an Emotional Blueprint:** Before listing the home, sellers should take time to reflect on what makes their property unique and emotionally significant. This could involve journaling or discussing with a therapist or trusted friend to articulate these elements clearly.
- 2. Prioritize Mindfully:** Use the 80/20 rule to identify which unique features and associated improvements will most likely influence a sale. Focus efforts on these areas, ensuring resources are used effectively and stress is minimized.



**3. Share Authentically:** In marketing materials and showings, be authentic in sharing the stories behind the home's unique features. This could be the history of a built-in bookshelf or the inspiration behind a garden design, inviting potential buyers into a narrative that transcends the physical space.

**4. Prepare Emotionally for Transition:** Engage in practices that support emotional health during this transition, such as mindfulness meditation, speaking with a therapist, or participating in support groups. These practices can help manage the stress and emotions that come with selling a home.

**5. Highlight the Future Potential:** While sharing personal stories, also emphasize the potential for new memories and experiences. This can help buyers envision their future in the home, creating an emotional connection that complements the physical appeal.

**6. Organize a Farewell Ritual:** Consider hosting a small gathering or performing a personal ritual to say goodbye to the home. This act can provide closure, allowing sellers to emotionally detach and move forward with their next chapter.

**7. Educate on Emotional Resilience:** Sellers should be encouraged to develop emotional resilience strategies, recognizing that the sales process may have ups and downs. This could involve setting realistic expectations, focusing on what can be controlled, and finding ways to stay positive.

By integrating these therapeutic insights and suggestions, sellers can navigate the complexities of highlighting their home's unique features with a balanced approach, honoring both the emotional significance of the process and the practical aspects of making a sale.

# Chapter 5

## Invest Smart, Profit Big: Strategic Upgrades for Maximum ROI



## *Strategic Upgrades and the Quest for ROI: A Seller's Tale*

*In the realm of homes, where dreams and investments blend,  
A tale unfolds, its wisdom ripe to send.*

*With careful steps, a seller must embark, to find the path where lights meet in the dark.*

*The ROI Dilemma, a sage's quest, for those who seek not just to sell, but best.*

*Invest not in grandeur's fleeting guise, but in wise touches that can monetize.*

*First, heed the call of basic need, A sturdy home, from leaks and faults freed.*

*Foundation strong, and roof that holds the sky, ensure these first, or else your sale might shy.*

*Mechanical grace, the unseen charm, Heating, and cooling, safe from harm.*

*A house that breathes with ease and light, Wins the heart, and offers less for plight.*

*Upgrades thoughtful, small yet bold, Door handles, fixtures, stories told.*

*Lighting bright, to spaces new dimensions send, Flooring and paint, in harmony they blend.*

*Kitchens and baths, the heart and soul, Simple tweaks to reach your goal.*

*No need for overhaul, vast and wide, but touches that stir pride inside.*

*Energy's call, a newer creed, Efficiency in every deed.*

*Smart thermostats, and Solar's gentle touch, Appeal to many, and thus matter much.*

*Storage, the silent hero, stands, In closets, shelves, and garage lands.*

*A place for everything, and everything in place, Invites the eye, and wins the space.*

*To calculate your gains, two paths unfold, Cost and Out-of-Pocket, stories told.*

*One measures all, from start to end, The other, leverage's best friend.*

*In Cost Method, simple and clear, Profit from investment, year to year.*

*But Out-of-Pocket shines, revealing more, The power of leverage, in its core.*

*So, navigate the journey with care, invest in what truly adds flair.*

*For in the end, the wise will see, it's not just selling, but selling smartly, thee.*

*Remember, in this quest, profound, it's strategic upgrades that abound.*

*In selling homes, as in life's intricate dance, it's thoughtful moves that enhance the chance.*

# The Tale of Two Neighbors



In the vibrant village of Green Meadows, there lived two neighbors, Tom and Jerry, each owning a quaint cottage that mirrored the other in size and structure. Both decided it was time to sell their homes, hoping to move to the city for new adventures. However, their approaches to preparing their homes for sale were as different as night and day, leading to a parable of wisdom in investment and profit.

Tom, ever the strategist, decided to invest smartly. He understood that not all upgrades yield the same return on investment (ROI). He started with the basics, ensuring his home met every buyer's expectation: a sound roof, efficient gutters, and a reliable heating system. Tom knew these were not the most glamorous upgrades, but they were essential for a home's integrity.

Next, Tom focused on cost-effective enhancements. He replaced the outdated hardware on his doors and cabinets, added a fresh coat of neutral paint, and updated the lighting fixtures to brighten up the space. He also invested in minor kitchen updates, understanding that a full remodel wouldn't necessarily pay off, but a modern backsplash and energy-efficient appliances might just do the trick.

On the other hand, Jerry, driven by ambition and a desire to outdo Tom, embarked on extensive renovations. He tore down walls to create an open floor plan, installed the most expensive countertops, and transformed his modest bathroom into a luxury spa. Jerry was convinced that the more money he poured into his house, the higher the returns would be.

Months passed, and the day of reckoning came. Tom's house sold quickly, fetching a price that was not only above his asking but also significantly higher than his modest investment in upgrades. The buyers were impressed by the home's solid fundamentals, tasteful updates, and the practical improvements that promised a comfortable life.

Jerry's house, while stunning, lingered on the market. The lavish upgrades had ballooned his asking price, pushing it well beyond the average for Green Meadows. Potential buyers admired the work but were unwilling to pay the premium Jerry expected. When his house finally sold, the sale price barely covered his investment in renovations, leaving him with a meager profit.

The tale of Tom and Jerry spread throughout Green Meadows, becoming a parable of wisdom for homeowners. It taught that in the realm of real estate, more is not always better. Strategic, thoughtful upgrades that enhance a home's core value without overextending can lead to the biggest profits.

Tom's journey underscored a timeless lesson: Invest smart, profit big. By focusing on improvements with the highest ROI and keeping the property's price within the market range, homeowners can maximize their profits and find success in the competitive real estate landscape.

## Key Takeaways

**Strategic Investments:** Understand that not all home improvements offer the same return on investment. Focus on essential upgrades that appeal to a broad audience, such as roof repairs, efficient heating systems, and minor kitchen updates.

**Cost-Effective Enhancements:** opt for practical and aesthetic upgrades like fresh paint, modern lighting, and updated hardware. These changes can significantly improve a home's appeal without requiring a large financial investment.

**Market Awareness:** Keep the property's asking price within the local market range. Overextending with lavish upgrades can lead to pricing your home out of the market, making it difficult to recoup your investment.

**The Value of Fundamentals:** Buyers appreciate homes with solid fundamentals over superficial glamor. Ensuring that your home is structurally sound and efficient can be more valuable than luxury upgrades.

**Understanding Buyer Expectations:** Recognize what potential buyers in your area are looking for. Investing in updates that meet these expectations can lead to quicker sales and higher returns.

**ROI on Renovations:** Not all renovations will yield a high return. Invest in renovations that are known to increase home value, such as updating kitchens and bathrooms, rather than extensive remodels with uncertain payoffs.

**The Risk of Over-Renovation:** Avoid over-renovating by keeping improvements in line with neighborhood standards. Excessive upgrades can lead to losses, as seen in Jerry's case.

**Patience Pays Off:** Tom's quick sale at a price above asking, compared to Jerry's prolonged sale and slim profits, illustrates the benefits of strategic, well-considered home improvements.

**Lesson in Modesty and Strategy:** The parable teaches that a modest approach focused on wise investments often leads to better financial outcomes than ambitious, unchecked spending on renovations.

**Maximizing Profit:** The key takeaway is to invest smartly in home improvements that enhance the property's value and appeal without overshooting the market. This approach maximizes profit and ensures a successful sale.

## The ROI Dilemma



In the journey to sell a home, every homeowner faces the crucial decision of which improvements will yield the best return on investment (ROI). The art of maximizing home sale profits lies not in the most extensive renovations but in strategic, cost-effective upgrades that enhance the property's appeal without breaking the bank.

Understanding that return on investment in real estate often falls below 100% is vital. The golden rule of "less is more" applies here, suggesting that prompt updates and minor remodels during homeownership can provide more satisfaction and financial prudence than a flurry of changes solely for sale. For instance, while a \$25,000 kitchen overhaul in a \$375,000 home might seem like a ticket to increased value, the reality is a return closer to 50% of the investment, underscoring the importance of selective improvement.

### **Meeting Basic Buyer Expectations**

A home poised for sale must first meet the basic expectations of potential buyers. This includes a structurally sound foundation, a leak-free roof, efficient gutters and downspouts, reliable heating and cooling systems, sturdy subflooring, and up-to-code electrical wiring. These non-negotiables ensure that the home stands up to scrutiny under finance-mandated inspections, essential for securing buyer financing.

### **Mechanical Maintenance: The Unseen Deal Maker**

While aesthetic upgrades capture buyer interest, the mechanical integrity of the home can significantly influence the final sale price. Essential systems, including electrical, plumbing, heating, and air-conditioning, must be in top working order to maintain the home's appeal. For example, a fully functional HVAC system is often a top expectation among buyers, reflecting the importance of investing in these less visible yet crucial aspects of home maintenance.

### **The Impact of Thoughtful Upgrades**

Minor enhancements can have a major impact on a home's marketability. Simple actions like replacing worn-out door handles, updating bathroom hardware, or installing new light fixtures can refresh the home's appearance and attract more potential buyers. Similarly, replacing aging appliances with new, energy-efficient models can appeal to eco-conscious buyers and add a premium to the sale price.



### **Lighting: The Bright Idea in Home Staging**

Proper lighting can transform the presentation of your home. A blend of natural and artificial light showcases the property in its best light, making spaces appear larger and more inviting. Strategic lighting upgrades, from increasing bulb wattage to installing modern fixtures, can significantly enhance the home's ambiance and appeal.

### **Flooring: Laying the Foundation for a Great Impression**

Flooring significantly impacts a home's aesthetic and perceived value. Whether opting for a deep clean of existing carpets or investing in hardwood refinishing, ensuring your floors are in pristine condition is a smart move. For sellers, the focus should be on presenting floors that look attractive and well-maintained, contributing to the overall appeal of the home.

## Kitchen and Bath: The Deal-Breaking Spaces

Kitchens and bathrooms are pivotal in the home selling process. Upgrades in these spaces should be approached with a focus on broad appeal and cost-effectiveness. Simple improvements like painting cabinets, updating fixtures, or adding a backsplash can rejuvenate these areas without needing a complete overhaul.

## Energy Efficiency: An Increasingly Valuable Asset


Today's buyers are placing ever-greater importance on energy efficiency. Upgrades like smart thermostats or solar vents not only reduce utility bills but also enhance the property's appeal to energy-conscious buyers, potentially increasing the home's sale price.

## Storage: The Hidden Gem of Home Appeal

Ample storage space is a top priority for many buyers. Enhancing closet organization, adding shelving in utility spaces, and ensuring the garage is artfully arranged can make a significant difference in how potential buyers perceive the home's functionality and space.

## Conclusion: Strategic Upgrades for Maximum Profit

In the competitive real estate market, strategic home improvements are key to maximizing sale profits. By focusing on upgrades that meet basic buyer expectations, address mechanical maintenance, and enhance the property's aesthetic appeal, sellers can significantly impact the sale's outcome. Remember, the goal is not just to sell but to sell smartly, ensuring a rewarding experience for both seller and buyer.



## How do I calculate the return on Investment for my home?

### Calculating Your Investment Return: Two Effective Methods

To understand the return on your investment (ROI) in real estate, there are two main approaches you can use: the Cost Method and the Out-of-Pocket Method. Below, we illustrate each method with simple examples, excluding factors such as potential rental income or ongoing expenses like property taxes.

### Cost Method

This approach measures ROI by comparing the profit made from a property to its initial purchase and improvement costs.

For instance, consider buying a property entirely with cash for \$100,000.

After spending another \$50,000 on repairs and upgrades, the property's value increases to \$200,000.

This results in a \$50,000 profit (the \$100,000 increase in value minus the \$50,000 spent).



To calculate ROI using the cost method, divide the property's profit by the total investment in buying, repairing, and upgrading the property.

In this scenario, the ROI calculation would be:

$$\text{ROI} = \$50,000 / \$150,000 = 0.33 \text{ or } 33\%$$

### **Out-of-Pocket Method**

Many investors prefer this method because it often shows a higher ROI. It calculates ROI by dividing the equity in the home by its current market value, differing from the cost method that uses investment gain and initial costs.

For example, using the same property but assuming you financed the purchase with a \$20,000 down payment:

Your out-of-pocket expenses total \$70,000 (\$20,000 for the down payment plus \$50,000 for repairs and rehabilitation).

With the property valued at \$200,000, your equity, or potential profit, stands at \$130,000.

Thus, the ROI would be:

$$\text{ROI} = \$130,000 / \$200,000 = 0.65 \text{ or } 65\%$$

This method nearly doubles the ROI of the first example, highlighting the impact of using leverage through a loan to enhance investment returns.

## **Leveraging Appreciation and Tax Benefits**



Another pivotal aspect to consider in your real estate investment journey is the power of appreciation and tax benefits, which can significantly enhance your overall return. Appreciation refers to the increase in the property's value over time, driven by factors such as market demand, location improvements, and inflation. For instance, a property bought at \$200,000 could appreciate to \$250,000 over a few years, adding an additional layer of profit on top of any immediate gains from selling or renting the property.

Tax benefits also play a crucial role in maximizing your investment return. Real estate investors can benefit from deductions on mortgage interest, property taxes, operating expenses, depreciation, and repairs. For example, depreciation allows investors to reduce taxable income, reflecting the property's gradual wear and tear over time. This not only lowers your tax bill but effectively increases your return on investment by reducing your outlay costs.

When combined with the strategic use of the Cost Method and the Out-of-Pocket Method, understanding, and using appreciation and tax advantages can dramatically improve your investment strategy. By considering these added factors, investors can develop a more comprehensive view of their potential ROI, ensuring a well-rounded approach to real estate investing that captures all avenues of profit.

## 5 More Advanced Strategies for Real Estate Investment: Cash Flow, Financing, Exit Plans, Risk, and Market Analysis



1. **Cash Flow Analysis:** In addition to assessing initial return on investment (ROI), conducting a comprehensive cash flow analysis is paramount when evaluating a property investment. This involves delving into the intricacies of the property's financial performance by calculating the net income generated after deducting all expenses, including mortgage payments, property taxes, maintenance costs, and other overheads, from the rental income received. Positive cash flow signifies that the property is yielding more income than it incurs in expenses, thus bolstering your ROI and furnishing a reliable source of income over time. By scrutinizing cash flow dynamics, investors can gain deeper insights into the property's long-term financial viability and make informed decisions that align with their investment objectives and risk tolerance. Moreover, a positive cash flow not only enhances the property's overall

profitability but also fortifies its resilience against unforeseen expenses or market fluctuations, fostering financial stability and sustainability in the investment portfolio.

2. **Financing Costs:** In addition to considering the Out-of-Pocket Method's insights into leverage, it's crucial to conduct a thorough examination of financing costs to gain a comprehensive understanding of an investment's efficiency. Factors such as prevailing interest rates, loan terms, and available refinancing options can exert a profound impact on the investment's overall return, particularly in long-term ventures. By meticulously evaluating various financing strategies, investors can unearth opportunities to mitigate costs, optimize returns, and strategically leverage equity in other investments. Moreover, a nuanced analysis of financing expenses enables investors to tailor their approach to match their financial objectives, risk tolerance, and investment timeline, thereby enhancing the potential for sustained profitability and wealth accumulation over the investment's lifecycle.
3. **Exit Strategy Considerations:** Your exit strategy—whether selling the property, holding it for long-term appreciation, or converting it into a rental—can influence how you calculate and perceive ROI. Factors such as market timing, potential capital gains taxes, and the costs associated with selling (e.g., realtor fees, closing costs) should be accounted for in your investment strategy. Tailoring your approach based on your exit strategy can maximize returns.
4. **Risk Assessment:** Real estate investments carry their own set of risks, including market fluctuations, property damage, and vacancy rates. Assessing these risks and their potential impact on your investment can guide you in setting aside reserves or obtaining proper insurance. Understanding and mitigating risks is crucial for ensuring that your investment does not turn into a financial burden.
5. **Market Trends and Location Analysis:** The real estate market varies significantly by location, and trends can shift due to economic, social, or environmental factors. Conducting a thorough market analysis and keeping abreast of local trends can help investors find areas with high growth potential or those that might be declining. Factors such as new infrastructure projects, school district ratings, and employment opportunities can influence property values and, so, your ROI.

## Mindsapes

### Therapeutic Insights on Strategic Home Improvements

1. **Emotional Relationship with Home Improvements:** From a therapeutic perspective, the decision to renovate is often intertwined with emotional attachments to the home. Recognizing and understanding these emotional motivations can help in making more balanced and strategic improvement choices.
2. **Stress and Decision-Making:** The stress associated with financial investments in home improvements can impact decision-making processes. Therapists note the importance of managing stress to maintain clarity and objectivity, particularly when prioritizing renovations.
3. **The Psychology of Buyer Appeal:** Understanding the psychological appeal behind certain home features—such as the desire for security, comfort, and aesthetic pleasure—can guide more effective and targeted investments in renovations.
4. **Coping with Market Pressures:** The pressure to meet or exceed market standards can be a significant source of stress for sellers. A therapeutic approach emphasizes the importance of resilience and adaptability in facing these external pressures.

**5. The Impact of Over-Renovation on Self-Perception:** Therapists point out that over-renovation might reflect deeper issues of self-worth or a desire for external validation, suggesting a need for introspection and possibly reevaluation of motivations.

## **Suggestions for Wading Through Strategic Home Improvements**

Navigating the complexities of home improvements with an eye towards sale requires not just strategic planning but also emotional resilience. Here are therapeutic suggestions designed to help individuals wade through the process with less stress and more clarity:

### **Therapeutic Suggestions for Navigating Home Improvements**

#### **1. Establish Clear Goals and Intentions**

Before embarking on any home improvement projects, take time to reflect on your goals. Are you aiming for a higher sale price, faster sale, or simply to make your home more appealing? Understanding your intentions can help guide your decisions and keep you focused.

#### **2. Prioritize Self-Care and Stress Management**

Home improvement projects can be stressful. Incorporate regular self-care practices into your routine, such as exercise, meditation, or engaging in hobbies that relax you. Managing stress is crucial for maintaining perspective and making sound decisions.

#### **3. Seek Support When Needed**

Don't hesitate to seek support, whether from friends, family, or professionals. A therapist can offer strategies to manage the emotional ups and downs of the process, while a real estate professional can provide practical advice on the market and which improvements might offer the best return on investment.

#### **4. Break Tasks into Manageable Steps**

Large projects can feel overwhelming. Break them down into smaller, manageable tasks, and set realistic timelines for completion. This can help reduce anxiety and give you a sense of accomplishment as you complete each step.

#### **5. Practice Mindfulness and Presence**

Stay present and mindful throughout the renovation process. This can help you remain grounded and reduce feelings of overwhelm. Mindfulness techniques, such as deep breathing or mindful walking, can be especially helpful during moments of high stress.

#### **6. Cultivate Flexibility and Openness**

Be open to adjusting your plans as needed. If certain improvements are proving too costly or time-consuming, it's okay to reassess and change course. Flexibility can be a valuable asset in managing stress and expectations.

#### **7. Recognize and Validate Your Feelings**

Acknowledge the emotional attachments you may have to your home and the stress of the improvement process. Validating your feelings can be a powerful step in managing them effectively. Remember, it's normal to feel a range of emotions during periods of change.

## **8. Use Visualization Techniques**

Visualize the successful completion of your projects and the sale of your home. Visualization can be a powerful tool for maintaining motivation and focus, helping you to navigate through challenging moments with a clearer vision of your goals.

## **9. Document Your Journey**

Consider keeping a journal of your home improvement journey. Documenting both the challenges and successes can provide valuable insights and serve as a reminder of your resilience and ability to navigate complex situations.

## **10. Celebrate Milestones**

Acknowledge and celebrate the completion of each phase of your home improvement project. Celebrating milestones, no matter how small, can boost your morale and motivation to continue.

By incorporating these therapeutic suggestions, individuals can navigate the intricacies of home improvements with a healthier mindset, potentially reducing stress and enhancing the overall experience of preparing their home for sale.

# Chapter 6

## Curbside Charm: Transforming Your Home's Exterior for Maximum Profit



## *First Impressions Last*

*In the realm of selling homes, a truth so clear, "Curb appeal" whispers, "Buyers, come near!"*

*A silent ambassador, first impressions hold sway,  
transform your abode, let its charm display.*

*With a critical eye, your home's exterior appraises,  
For improvements, there are countless ways.*

*A coat of paint, colors bright and bold,  
can refresh and revive, a sight to behold.*

*The front door smiles, its color a welcoming sign, Landscaping that flourish, design so divine.*

*Seasonal blooms, and greenery lush,  
Show care and love, in every brush.*

*Lighting that guide, through the night so clear, Pathways and porches, buyers draw near.*

*Maintenance ongoing, a duty we owe,  
To the homes we cherish, let their beauty show.*

*Mailboxes, driveways, with charm anew, Architectural details, and personal touches too.*

*The 80/20 rule, apply with care,  
Focus on features that most appeal, rare.*

*Curb appeal, the gateway to sales so bright,  
A strategic endeavor, in buyers' sight.  
With charm, and character, let your home invite,  
A successful sale, in the warm sunlight.*

*So, heed this lesson, let your home's exterior sing,  
In the competitive market, let it be king.  
For a home that dazzles from the first glance,  
Welcomes a future, where both seller and buyer dance.*

# **Bella's Blossom:**

## **The Butterfly's Quest for a New Keeper**



**Once upon a time, in a lush, green meadow filled with flowers and laughter,** lived a cheerful butterfly named Bella. Bella had a lovely tiny home on a bright, sunny patch of land, where she spent days tending to her garden and making her surroundings as beautiful as they could be. Her home was known throughout the meadow for its vibrant colors, sweet-smelling flowers, and the warm welcome it offered to every visitor.

One day, Bella decided it was time to explore new meadows and make new friends. But to do this, she needed to find someone who would cherish her home as much as she did. She knew she had to make her home stand out, like a beacon of light, to attract the perfect new owner. Bella remembered what her wise



friend, Oliver the Owl, once told her: "Bella, it's not just the colors of your wings that make you special, but how you use them to brighten the world around you." Taking Oliver's words to heart, Bella set out to enhance the curb appeal of her home.

First, she painted her front gate with the brightest colors, making it look welcoming and cheerful. She trimmed the bushes into fun shapes that made everyone smile and planted flowers that bloomed with enchanting fragrances to greet anyone who passed by.

Bella then fixed the little lanterns along the path to her door, ensuring they shone brightly, guiding visitors to her doorstep even on the cloudiest days. She cleaned her windows until they sparkled like diamonds, reflecting the beauty of the meadow around her home.

Word of Bella's beautiful home spread everywhere, attracting many curious creatures from all corners of the meadow. When they saw how Bella's home radiated charm, care, and character, they were enchanted. It wasn't long before a kind family of ladybugs, looking for a place to call their own, fell in love with Bella's home at first sight.

The ladybugs appreciated all the effort Bella had put into making her home inviting. They could see the love and attention in every detail, from the painted gate to the glowing path. They knew this was the home they had been dreaming of a place where they could make their own happy memories.

Bella was overjoyed. Not only had she found the perfect new owners who would love and care for her home as she did, but she had also learned an invaluable lesson. Investing in the beauty and charm of her surroundings wasn't just about making things look pretty. It was a way to connect with others, share joy, and create lasting impressions.

And so, Bella set off on her new adventure, her heart full of happiness, knowing her beloved home was well cared for. The meadow buzzed with tales of Bella's beautiful home, inspiring others to bring out the best in their surroundings, laying the groundwork for positive experiences and fruitful journeys.

In the end, Bella's story became a cherished lesson in the meadow: that investing in curb appeal is not just a cosmetic endeavor but a strategic move towards creating a welcoming space that stands out, inviting others to step through the door into a world of warmth and charm, paving the way for successful and rewarding new beginnings.

## Key Takeaways

**Importance of Curb Appeal:** Bella's story highlights how enhancing the visual attractiveness of a home's exterior can significantly affect attracting potential buyers or new occupants.

**Attention to Detail:** The care and effort put into the small details of a home's exterior, such as freshly painted gates, trimmed bushes, and sparkling windows, can create a welcoming impression and reflect the love and attention invested in the property.

**Welcoming Entryway:** Creating a bright and inviting entryway, through things like colorful paint and well-placed lighting, can make a substantial difference in drawing in interested parties.

**Garden and Landscaping:** Keeping a beautiful garden and thoughtfully landscaped surroundings can enhance the overall appeal of a home, making it stand out in a positive light.

**Investment in Aesthetics:** Investing in the aesthetics of a home's exterior is not merely about beautification but about showcasing the property's character and warmth, thereby connecting on an emotional level with prospective buyers.

**Strategic Enhancements:** The story underscores the strategic importance of focusing on enhancements that add the most value and appeal to a home, much like the 80/20 rule mentioned in other contexts.

**Creating Lasting Impressions:** First impressions are crucial. A home that looks inviting and well-cared-for from the outside can create lasting positive impressions that are vital for a successful sale or transfer.

**Value Beyond Cosmetics:** Bella's efforts reveal that curb appeal goes beyond mere cosmetic upgrades; it's about imbuing a space with love, care, and a welcoming spirit, which can be felt by others.

**Legacy of Care:** The tale illustrates how a well-maintained and lovingly presented home can leave a legacy of care, attracting those who will appreciate and maintain its beauty and values.

**Positive Outcomes:** By focusing on making her home inviting and beautiful, Bella achieved her goal of finding the perfect new owners, showing how strategic curb appeal enhancements can lead to successful and rewarding outcomes.

## You Never Get a Second Chance



In the journey of selling a home, the adage that "you never get a second chance to make a first impression" holds profound truth. Timing is everything in life and opportunities; remember, you never get a second chance to make a lasting impression, so seize every moment with precision and intention. This chapter

delves into the critical role of curb appeal in the home-selling process, offering a comprehensive guide to transforming your property's exterior into a compelling invitation to prospective buyers.

### **The Essence of Curb Appeal**

Curb appeal acts as the silent ambassador of your home's value and character. It's the visual handshake that greets potential buyers, embodying the essence of welcome and warmth. In a market where first impressions are pivotal, enhancing your home's curb appeal can significantly influence buyers' perceptions and, ultimately, their willingness to engage in a potential transaction.

### **Assessing Your Home's Exterior**

The journey to maximizing curb appeal begins with a thorough assessment of your home's exterior. This evaluation should be approached with a critical eye and an open mind, acknowledging that even the most cherished properties may have room for improvement. Key areas to focus on include the condition of the paint, the integrity of the roofing, the state of the driveway and walkways, and the vibrancy of the landscaping.

## **Simple Yet Impactful Enhancements**



### **Paint and Color Choices:**

- A fresh coat of paint not only improves the aesthetic appeal of your home but also serves as a protective barrier against weather damage and wear.
- Selecting the right colors can highlight architectural features, make the home appear larger or more inviting, and even affect the mood of those who enter.
- Choosing a vibrant color for the front door can serve as a focal point and create a memorable first impression for visitors and potential buyers.

### **Landscaping and Greenery:**

- Well-maintained landscaping enhances curb appeal by creating a visually pleasing environment around the home.
- Strategic landscaping can help control temperature fluctuations, provide shade, and improve air quality, making the outdoor space more comfortable and inviting.

- Incorporating a variety of plants, including seasonal flowers and perennial shrubs, adds color and texture to the landscape, creating a vibrant and welcoming atmosphere.

### **Outdoor Lighting:**

- Adequate outdoor lighting not only enhances the safety and security of your home but also highlights its architectural features and landscaping.
- Solar-powered lights are energy-efficient and environmentally friendly, providing illumination without increasing electricity costs.
- Well-placed lighting fixtures can extend the usability of outdoor spaces, allowing homeowners to enjoy their gardens or outdoor living areas after sunset.

### **Maintenance is Key:**

- Regular maintenance tasks such as power washing, gutter cleaning, and fixture repairs help preserve the structural integrity and appearance of the home.
- A well-maintained exterior suggests to potential buyers that the property has been cared for, reducing concerns about hidden maintenance issues.
- Investing in preventative maintenance can save homeowners money overall by avoiding costly repairs and preserving property value.

### **Additional items to consider:**

- **Front Yard Focal Points:** Incorporating focal points such as a decorative fountain, garden statue, or striking landscaping feature can draw attention and create visual interest.
- **Symmetrical Landscaping:** Using symmetrical planting beds or hedges can enhance the overall aesthetic and create a sense of balance and harmony in the front yard.
- **Seasonal Decor:** Adding seasonal decorations such as wreaths, potted plants, or flags can reflect the time of year and create a welcoming atmosphere for visitors.
- **Exterior Accents:** Installing decorative shutters, window boxes, or other exterior accents can add personality and charm to the home's facade, increasing its visual appeal.

# Going the Extra Mile



While basic improvements can significantly impact, going the extra mile can set your property apart in a competitive market. This could include:

- **Upgrading the Mailbox:** An often-overlooked element, a stylish mailbox can add character and charm.
- **Renewing the Driveway and Walkways:** Repairing cracks, removing weeds, and applying a fresh sealcoat can revitalize the paths leading to your home.
- **Adding Architectural Details:** Decorative shutters, unique house numbers, or a custom door knocker can add an individualized touch that resonates with buyers.
- **Leveraging the 80/20 Rule:** Applying the 80/20 rule to curb appeal suggests that focusing on a select few enhancements can produce the most significant impact. Identifying which exterior elements of your home hold the most appeal and investing in those areas can yield the greatest return on investment. Whether it's a picturesque front porch, a panoramic window, or an artisanal garden gate, highlighting these features can captivate the hearts and minds of potential buyers.

## **Before and After Transformation:**

A homeowner invested in improving their property's curb appeal by repainting the exterior, adding landscaping features such as flower beds and shrubs, and installing outdoor lighting fixtures. The transformation significantly enhanced the home's visual appeal and attracted more potential buyers. Ultimately, the property sold for a higher price and within a shorter time frame than similar homes in the area that lacked curb appeal enhancements.

## **Community Recognition:**

A neighborhood association started a curb appeal improvement program, encouraging homeowners to invest in exterior upgrades such as painting, landscaping, and maintenance. As a result, the overall appearance of the neighborhood improved, attracting positive attention from residents and visitors alike. The community's enhanced curb appeal led to increased property values and improved quality of life for residents.

## **Vacant Property Revitalization:**

A vacant property that had been on the market for an extended period received minimal interest from potential buyers due to its neglected exterior appearance. Recognizing the importance of curb appeal, the property owner invested in landscaping, exterior painting, and minor repairs to improve the property's visual appeal. The revitalized exterior attracted renewed interest from buyers, resulting in a successful sale at a higher price than initially expected.

## **Real Estate Listing Success:**

A real estate agent specializing in luxury properties used professional staging, landscaping, and outdoor lighting to enhance the curb appeal of a high-end listing. The attention to detail and emphasis on exterior presentation resulted in increased interest from affluent buyers and ultimately facilitated a quick sale at the desired price point. The successful sale underscored the importance of curb appeal in marketing upscale properties.

## **Historic Preservation Project:**

A historic preservation organization undertook a project to restore and improve the curb appeal of a historic district. Through collaborative efforts with property owners, local businesses, and community volunteers, the organization implemented facade restoration, sidewalk repairs, and landscaping enhancements. The revitalized streetscape not only preserved the area's architectural heritage but also stimulated economic revitalization and community pride.

These success stories prove the significant impact that enhancing curb appeal can have on property value, marketability, community aesthetics, and overall quality of life.

# Mindscapes

## Therapeutic Insights on Enhancing Curb Appeal

### 1. The Psychological Impact of First Impressions:

Therapists recognize the significant effect first impressions have on our emotions and decisions. Enhancing curb appeal taps into this psychological principle, making potential buyers feel positive and welcome from the outset.

### 2. Emotional Connection Through Care and Detail:

Attention to detail in a home's exterior can reflect the care and love invested in a property, fostering an emotional connection with potential buyers. This connection can be crucial in their decision-making process, as emotional factors often play a significant role.

### 3. The Value of Aesthetic Pleasure:

Investing in the aesthetics of a home's exterior can enhance the overall well-being of both the seller and potential buyers. Beautiful surroundings contribute to a sense of happiness and satisfaction, which therapists note as important for mental health.

### 4. Curb Appeal as a Reflection of Self-care:

The effort put into enhancing curb appeal can also be seen as an act of self-care. For sellers, it represents taking pride in one's belongings and the legacy they wish to leave, which is a positive reflection on their self-esteem and values.

### 5. Welcoming Spaces Foster Inclusivity:

Creating a welcoming entryway and pleasant outdoor spaces can symbolize openness and inclusivity. This can make potential buyers feel more at home, imagining themselves as part of the community and space.

## Suggestions to Cope with Enhancing Curb Appeal

### 1. Set Realistic Goals:

Begin with a clear and achievable plan for enhancing your home's curb appeal. Setting realistic goals helps prevent feeling overwhelmed and ensures that efforts are focused and effective.

### 2. Involve Family or Friends:

Turning the process of enhancing curb appeal into a group activity can make it more enjoyable and less stressful. It's also an opportunity to create lasting memories with loved ones.

### 3. Take Before and After Photos:

Documenting the transformation of your home's exterior can be incredibly satisfying and serve as a visual reminder of your hard work and dedication. This can boost morale and provide a sense of accomplishment.

### 4. Break Down Tasks into Manageable Steps:

Large projects can seem daunting, so breaking them down into smaller, manageable tasks can help maintain motivation and reduce anxiety. Celebrate completing each step to keep spirits high.

### 5. Seek Professional Guidance When Needed:

If certain aspects of enhancing curb appeal seem too challenging, don't hesitate to seek advice or services from professionals. This can ensure high-quality results and reduce the burden on yourself.

### **6. Reflect on the Process:**

Take time to reflect on the work you've done and how it makes you feel. Acknowledge the effort and love you've put into the project, and consider how it reflects your care for the home and its future occupants.

### **7. Practice Mindfulness:**

Engage in mindfulness practices throughout the process to stay grounded and reduce stress. This can help you maintain a positive outlook and enjoy the journey of enhancing your home's curb appeal.

### **8. Focus on the Positive Outcomes:**

Keep in mind the potential positive outcomes of your efforts, such as attracting the right buyers or simply taking pride in your home's appearance. Focusing on these positives can provide motivation and satisfaction.

By integrating these therapeutic insights and suggestions, homeowners can navigate the process of enhancing curb appeal with a healthier mindset, potentially making the experience more rewarding and less stressful.



# Chapter 7

## Declutter For Dollars: The Profitable Power of Depersonalization and Organization



## *Verses of Order*

*In homes where clutter lay, a task begins to clear the fray,  
For selling high, one must display a space where dreams can easily sway.*

*"Declutter and Discard," the wise words say,  
A guide to set the seller's way, in stanzas now, we shall convey.*

### *Declutter, Start Today*

*In every nook, your items sprawl, from rooms to closets, big and small.  
A plan to tackle, room by room, where clutter blooms, let order loom.*

### *Kitchen's Clutter, Away It Goes*

*Counters clear, let space arise, only essentials meet the eyes.  
Appliances, too, find storage new, Leaving counters clean and view.*

### *Bathroom Secrets, Neatly Hidden*

*Cabinets empty, surfaces bright, Medicines and jewels out of sight.  
A bathroom clean, a welcoming sign, where cleanliness and order align.*

### *Bedroom Tales of Clothes Untold*

*Clothes we wear, and those we don't, In closets, their numbers haunt.  
Keep only those that see the day, The rest, in storage, stow away.*

### *Living Spaces, Cleared with Care*

*Books and gadgets, all must go, Surface clutter, the enemy's show.  
A room that breathes, a space that's free, Invites the eye to simply be.*

### *Office Space, Organized Might*

*Papers, shelves, a cluttered sight, keep it hidden, out of sight.  
A space for work, not for store, Makes the office charm, not bore.*

### *Garage Chronicles, Let Go*

*Years of gathering, now must part, to declutter is an art.  
Shelves and hooks, a place for each, A tidy garage, within reach.*

### *Depersonalize, A Neutral Space*

*Remove the marks that speak of you, Let buyers dream, their visions stew.*

*Photos, trophies, collections wide, in storage, let them hide.*

### *Deep Cleaning, Sparkle and Shine*

*With clutter gone, the cleaning's deep, in every corner, no dirt to keep.*

*Kitchen, bath, the heart and soul, make them shine, make them whole.*

### *Pet Peeves, Tuck Them Away*

*We love, but hide their trace, for buyers, they need a neutral space.*

*Bowls and beds, out of sight, Make your home a buyer's delight.*

### *Final Touches, Set the Stage*

*A walk-through, final glance, Ensure the appeal, give it a chance.*

*Odors gone, light abounds, In open space, buyer's heart pounds.*

*So, heed these words, a guide so true, "Declutter and Discard," a mantra for you.*

*In verses penned, a path we've shown, to sell your home, its beauty known.*

# Minimize To Maximize

## Oliver's Open Nest: A Tale of Letting Go and New Beginnings



**Once upon a time**, in a village where everyone took pride in their cozy homes, there lived a wise old owl named Oliver. Oliver had lived in his nest for many years, and it was filled with all sorts of trinkets and treasures he had collected during his travels. From shiny pebbles and bright feathers to books filled with ancient wisdom, Oliver's nest was a museum of his life's adventures. But there came a time when Oliver decided it was time to move to a larger tree on the other side of the forest.

To do so, he needed to sell his current nest. Oliver knew his nest was special, but he also knew that his collection, though precious to him, might make his home look cramped and cluttered to someone else's eyes.

He remembered the advice of his friend, the clever fox, who was known throughout the village for buying and selling nests with enormous success. The fox had once said, "Oliver, my friend, to sell your nest for top dollar, you must let the buyers see themselves living in it, not you."

Taking this advice to heart, Oliver decided to minimize his belongings. He carefully packed away his pebble collection, his piles of books, and his array of colorful feathers. He even found a new home for his extensive salt & pepper shaker collection, which had been the envy of every dinner party.

As Oliver removed these items, he noticed something wonderful. His nest didn't just look bigger; it felt more serene and inviting. The branches seemed stronger without the extra weight, and the leaves let in more light now that they weren't blocked by his belongings.

Soon, it was time to show his nest to potential buyers. The first visitors were a young sparrow couple, looking for their first home. As they flew from room to room, they didn't see Oliver's life; instead, they imagined their own future in the space. They pictured where they'd put their own nest of soft moss and where they'd hang their collection of morning dewdrops.

The sparrows were so enamored with the spaciousness and potential of Oliver's nest that they offered him top dollar on the spot, much more than he had hoped for. Oliver was delighted. Not only had he sold his nest quickly, but he had also learned an invaluable lesson.

From then on, Oliver preached the wisdom of the clever fox to anyone in the village who wished to sell their home: "Minimize to maximize. Let the space speak for itself, and you will not only sell for more, but you'll also open the door for the next owner to make it their own."

And so, Oliver's nest became a parable in the village, a story that taught the importance of seeing beyond one's own clutter to the potential that lies beneath. The villagers learned that by letting go of the old, they could make room for the new, both in their homes and in their hearts, achieving top dollar in the process.

## Key Takeaways

**Minimize to Maximize:** Oliver's story illustrates the power of decluttering and minimizing personal belongings to make space more appealing to potential buyers, highlighting the principle that less is often more when preparing a home for sale.

**Personal Detachment:** The process of removing personal items and collections is crucial for allowing buyers to envision themselves in the space, emphasizing the need for sellers to detach personally from the home to ease a successful sale.

**Enhanced Spaciousness and Light:** Decluttering not only makes spaces look larger but also enhances the natural light and the overall ambiance of the home, making it more inviting and appealing to buyers.

**Strategic Staging:** Oliver's decision to declutter and reorganize his nest demonstrates the importance of staging a home in a way that highlights its strengths and potential to buyers, allowing them to imagine their own lives in the space.

**Emotional Appeal:** By creating a serene and inviting environment, sellers can tap into buyers' emotions, making it easier for them to fall in love with the property and potentially offer more than the asking price.

**Value of Wise Counsel:** Oliver's success was partly due to heeding the advice of someone with experience in the real estate market, underscoring the importance of seeking out and listening to knowledgeable advice when selling a home.

**Letting Go Leads to New Beginnings:** The story conveys a deeper message about the importance of letting go of the past to make room for new opportunities, both in terms of physical space and in one's life.

**Market Readiness:** Preparing a home for the market by decluttering and depersonalizing is essential for a quick and profitable sale, as proved by the immediate interest from the sparrow couple.

**Community Learning:** Oliver's experience became a lesson for the entire village, highlighting the benefits of decluttering not just for selling homes but as a principle for living more harmoniously.

**Achieving Top Dollar:** The ultimate takeaway is that sellers who invest the time and effort to strategically prepare their home for sale, focusing on decluttering and staging, can significantly increase their chances of selling quickly and for a higher price.



## DECLUTTER AND DISCARD

It is understandably inconvenient to live in your home without your “stuff” — it’s like living in a hotel. However, it’s a necessary component of getting top dollar for your house. Extra furniture and items like books, magazines, CD collections, and hobby supplies add weight and visual distraction in a room. Your salt & pepper shaker collection is going to look like clutter, even if the buyer collects salt & pepper shakers. The more spacious your home appears, the more appealing it will be. Minimize as much as possible. You want the home shopper to see what your home must offer, not guess about the potential or possibilities.

## Work From a Plan

- List each room of the house, noting the clutter in each room, including closets.
- Declutter rooms one at a time, attacking from the smallest project to the greatest.
- Clear out each room, keeping only essential items.
- Donate or discard clothes, decor, toys, and other items no longer used.
- Box up possessions that you want to keep and put them in storage.
- Keep surfaces clean and free of collected items.

## Depersonalize

- Staging is readying the home to show to potential buyers; you must encourage them to visualize living in the home itself, not in *your* home. *Depersonalizing* the home involves removing your personal items, such as photos, trophies, and collectibles.
- Knickknacks and wall decor are also personal taste items that may distract buyers from seeing the home as theirs. It's not personal, but not many people will appreciate your beer can collection, antique kitchen accessories, overstuffed closets, VHS/CD/DVD/records collection, and general clutter, except you. Simplify and neutralize your home as if it were a model home because that's exactly what it is while it's on the market.
- Pack and store your treasured items out of sight. Consider monthly rented storage units until your home sells.
- Make your home a clean, welcoming, blank canvas, upon which any buyer can visually paint their own dreams. It should not feel like your home while you show the home.

## Deep Cleaning: Spotless is The Name of The Game

Doing a thorough, deep cleaning of your home is vital. It works for people selling a car (they get more money), and it will work for you when selling your home. With the home depersonalized and decluttered, it might make sense to use a professional deep-cleaning service.

Otherwise, with the clutter gone, move on to cleaning each room. Tidy each room, from top to bottom. Be meticulous, especially in the kitchen and bathrooms. Homebuyers will open cabinets, pantries, and closets to assess their storage opportunities.

## General List of To-Dos:

- Clear the cobwebs from every corner of your home.
- Dust ceiling fans and lighting fixtures.
- Dust the blinds.
- Wash the walls. This must be done before repainting, so this will save you time later.
- Clean all glass surfaces: mirrors, screens, patio doors, and tables.
- Polish all wooden surfaces.
- Wipe down leather furniture.
- Attack all appliances with cleaning fervor. Make them shine!
- Scrub sinks, toilets, tubs, showers, faucets, and countertops. They must be impeccable.
- All tiled areas, including grout, must be free of discoloration, stains, and mildew.
- Clean the window treatments. Wash the windows so that the natural light will enhance your living space.
- Vacuum rugs, shampoo carpets, and mop floors thoroughly.

## **Kitchen and Bath:**

### **Focus on High Impact Areas**

The most important rooms in your home are the kitchen and bathrooms. A kitchen can sell a house because it is the heart of a home — the place family and friends gather to enjoy one another's company. Buyers will be turned off by dirt and grime, cooking smells, and trash. Clean all cabinet surfaces as well as under the sink. Bathrooms are so important to Americans that most homes have at least two or three. As you work toward selling your home, it is imperative that the bathrooms are kept clean and odor-free. Potential buyers might forgive a less-than-stellar child's room, but a questionable bathroom or kitchen could cost you a sale.

### **Pet Peeves**

Pets are wonderful, but homebuyers want to see your home without them. Domestic animals are not unique features or selling points of homes; pet dander and odor aren't going to provide a positive viewing experience. Some prospects might have allergies, while others may not like animals. For all buyers, they are an unnecessary distraction. Minimize the presence of pets. Dog dishes, cat litter boxes, and beds need to be out of sight. Pets should be relegated to cages or backyards while showing your home. With all the staging work complete, you are now ready to list and highlight your home.

In the next section, you will learn how to price your home. A real estate professional is your best information source for how to sell your home quickly, without lowering the price. When selling your home, there is much to know about pricing, marketing, and negotiations.

# **Mindscapes**

## **Therapeutic Insights on Decluttering and Minimizing for Home Sale**

### **1. Emotional Significance of Decluttering:**

Therapists understand that decluttering is not just a physical task but an emotional process. It involves letting go of items that may have significant sentimental value, which can be both liberating and challenging.

### **2. Personal Detachment as a Transitional Process:**

The need to detach personally from a home during the selling process is akin to navigating a transition. It involves acknowledging the memories and emotions tied to the space while also making room for new beginnings.

### **3. Decluttering Enhances Mental Clarity and Focus:**

Beyond making a space more appealing to potential buyers, decluttering can also enhance the seller's mental clarity and focus. A less cluttered environment contributes to reduced stress and a more peaceful state of mind.

### **4. The Psychological Benefits of Staging:**

Strategic staging taps into the psychology of first impressions. It's about creating an environment where potential buyers can easily envision their lives, which is pivotal in the decision-making process.

### **5. The Role of Emotional Appeal in Decision Making:**

Creating an inviting and serene environment through decluttering and staging can engage buyers' emotions, making them more likely to form a positive attachment to the property.



# Suggestions for Navigating the Decluttering Process

## **1. Start Small and Simple:**

Begin the decluttering process with small, manageable tasks to avoid feeling overwhelmed. Starting with a single drawer or shelf can make it easier to tackle larger areas later.

## **2. Create a Memory Box:**

For items that are hard to part with due to sentimental value, consider creating a memory box. This allows you to keep a physical connection to those memories without cluttering your space.

## **3. Use the Three-Box Method:**

As you declutter, have three boxes at hand: one for items to keep, one for items to donate or sell, and one for trash. This method can simplify decision-making and keep the process organized.

## **4. Seek Support:**

If decluttering feels emotionally challenging, don't hesitate to seek support from friends, family, or a professional organizer. Sometimes, having an objective viewpoint can make the process smoother.

## **5. Practice Mindfulness:**

Engage in mindfulness or meditation practices to stay grounded and focused during the decluttering process. Acknowledge the emotions that arise, but try to view them from a distance, without judgment.

## **6. Visualize the End Goal:**

Keep a clear vision of your goal in mind: preparing your home for a successful sale. Visualizing the positive outcomes of decluttering can provide motivation and perspective.

## **7. Celebrate Progress:**

Recognize and celebrate your progress throughout the decluttering process. Acknowledging even small accomplishments can boost morale and motivation.

## **8. Embrace the Journey:**

View decluttering as an opportunity for personal growth and self-discovery. Reflect on what you've learned about your attachments to physical items and how you can carry these lessons forward.

## **9. Prepare Emotionally for Goodbyes:**

Allow yourself to feel and express the emotions associated with letting go of personal belongings. Writing a journal or sharing stories about significant items can be a therapeutic way to say goodbye.

## **10. Focus on the Future:**

Remember that decluttering is not just about letting go but about making space for new opportunities and experiences. Focus on the excitement of new beginnings to help ease the transition.

By integrating these therapeutic insights and suggestions, individuals can navigate the decluttering process with greater emotional resilience, making it a more meaningful and less stressful part of preparing their home for sale.

# Decluttering Checklist for Selling Your Home

## General

- Remove excess furniture to create a sense of space.
- Clear all surfaces (countertops, tables, desks) of personal items and knick-knacks.
- Organize and tidy bookshelves, removing any books or items that appear worn or tattered.
- Pack away family photos, awards, and personal memorabilia.
- Thin out the closet contents to show ample storage space.
- Secure valuable items, including jewelry, personal documents, and collectibles.

## Kitchen

- Clear countertops of small appliances, utensil holders, and any clutter.
- Organize pantry and cabinets, removing expired items and packing away rarely used dishes and gadgets.
- Deep clean the refrigerator, inside and out, and remove magnets, photos, or papers from its surface.
- Ensure the sink area is clean and clear of dishes and soap bottles.

## Living Room

- Minimize decorative items and ensure the coffee table is clear.
- Arrange furniture to showcase the room's flow and functionality.
- Remove any worn or outdated furnishings or decor.

## Bedrooms

- Make beds daily and choose neutral bedding if possible.
- Clear nightstands and dressers of personal items.
- Pack away off-season clothing to make closets appear larger.

## Bathrooms

- Clear countertops of personal items, such as toiletries and cosmetics.
- Remove and replace any worn or personalized bathmats, shower curtains, and towels with neutral ones.
- Keep the toilet lid closed and ensure the bathroom is freshened up before showings.

## Home Office

- Meticulously organize any paperwork and file important documents.
- Clear the desk surface, leaving only essential items.
- Tidy up cords and electronic devices, giving the space a streamlined look.

## Garage, Basement, and Attic

- Remove clutter and organize items into clearly labeled boxes.
- Dispose of or donate items that are no longer needed.
- Clean the floors and, if possible, walls to present these spaces as well-maintained.

## Outdoor Areas

- Tidy up the yard, trimming any overgrown vegetation and removing dead plants.
- Clean up outdoor living spaces, patios, and decks, arranging furniture neatly.
- Pack away any unnecessary garden tools, toys, or decorations.

**Final Touches**

- Perform a smell test and neutralize any odors with thorough cleaning, opening windows, or using subtle air fresheners.
- Replace any burnt-out light bulbs and ensure all lighting fixtures are clean.
- Do a final walk-through to ensure that the home feels open, inviting, and clutter-free.

This checklist is designed to help sellers methodically approach the decluttering process, making their home more appealing to potential buyers by showcasing its best features.

**Chapter 8**  
**Furry Friends and the Sale**  
**Balancing pet presence for home appeal**



## *Harmonizing Homes and Paws*

*In the dance of homes and sales, where pets play their parts,  
A delicate balance, where strategy imparts.  
Furry friends, with joy they fill our days, yet in selling homes, their presence sways.*

### *The Paradox of Pets*

*In homes, they roam, with toys strewn wide,  
A sign of life, where love resides.  
But when selling time comes, views divide, not all see pets as joy, but as a tide.*

### *A Plan of Action, Clear and Keen*

*Pet-free showings, the ideal scene,  
No allergies or fears, a space serene.  
Hide their evidence, make clean the slate, for a home's appeal, this can elevate.*

### *Deep Clean, Repair, the Path to Shine*

*Odors and marks, these signs we refine.  
A professional touch, to make it all divine.  
Pet-friendly features, too, take a stand, highlight these traits, let them grandly stand.*

### *Emotional Tides, for Pets, a Strain*

*Change brings stress, a silent bane.  
A safe retreat, their comfort to sustain, Routine and calm, in this refrain.*

### *Speak with Agents, a Guided Way*

*They'll navigate, keep concerns at bay,  
Ensuring buyers see the potential play. No surprises, just a smooth display.*

### *In Conclusion, a Harmonious Blend*

*Pets and sales can indeed be friends.  
With thought and care, to each we tend, A welcoming home, where hearts can mend.  
So, balance the presence, with care and grace, A home that welcomes, a warm embrace.  
For furry friends and buyers, a shared space, in selling your home, it's the perfect race.*

## Charlie's Quest: The Search for a Heartfelt Home



**Once upon a time**, in a bustling town filled with winding streets and cozy houses, there lived a tiny puppy named Charlie. Charlie was a curious and adventurous soul, with fur as golden as the dawn and eyes filled with unbridled joy. Despite his cheerful demeanor, Charlie harbored a deep longing—a longing for a place he could call home.

Charlie's journey began on a cool, breezy morning. He wandered through the town, marveling at the sights and sounds that filled the air. Yet, with each step, his heart grew heavier, for he saw families and pets together, basking in the warmth of their homes, a warmth he yearned to feel.

As the sun climbed higher, Charlie came upon a park, vibrant and teeming with life. There, he met Bella, a wise old dog who had seen many seasons come and go. Sensing Charlie's sadness, Bella asked him about his troubles. With a sigh, Charlie shared his deepest wish: to find a home where he would be loved and cherished.

Bella listened intently, her eyes reflecting the wisdom of her years. Once Charlie had finished, she said, "Little one, a home is more than just a shelter. It's where you find warmth on cold nights, comfort when you're weary, and hearts that beat in tune with yours. It's where every corner holds memories, and every face greets you with love. You must never lose hope, for the journey to finding a home is filled with lessons and love."

Encouraged by Bella's words, Charlie continued his search with a renewed spirit. He ventured through neighborhoods, each unique in its charm, and with every door he passed, he imagined the lives within, full of laughter and love.

One day, Charlie's wanderings took him to a quaint house at the end of a quiet street. The garden was blooming with flowers, and the air was filled with the sweet melody of life. As he approached, the door opened, and there stood a kind-looking woman with a gentle smile. She knelt, opening her arms to Charlie, and in that moment, he knew he had found his home.

The woman, seeing the love and hope in Charlie's eyes, welcomed him with open arms. She gave him a warm bed, delicious food, and, most importantly, a family. Charlie's heart overflowed with happiness, for he realized that home was not just a place but a feeling—a feeling of being loved, safe, and part of something greater.

As the days turned into years, Charlie and his family created countless memories, each more precious than the last. And in the twilight of his years, surrounded by those he loved, Charlie understood the truth in Bella's words. A home was indeed more than a shelter; it was where the heart found its peace.

And so, through the tale of Charlie, the puppy who longed for a home, we are reminded of the profound importance of belonging, love, and the warmth of a place to call our own.

## Key Takeaways

**Home is More Than a Place:** Charlie's story emphasizes that a home transcends being merely a physical space; it embodies warmth, love, and belonging, where every member, including pets, feels cherished and safe.

**Persistence in the Face of Adversity:** Despite the challenges and loneliness Charlie faces, his perseverance and hopeful spirit lead him to find a loving home. This teaches the value of not losing hope, even when the journey seems daunting.

**The Impact of Kindness:** The kindness shown by the woman who welcomes Charlie into her home highlights how acts of compassion can profoundly change lives, offering a sense of belonging and love to those who feel lost.

**The Wisdom of Experience:** Bella, the wise old dog, plays a crucial role in guiding Charlie by sharing her wisdom and encouraging him to keep searching for his place in the world, underscoring the importance of mentorship and support from those who have walked similar paths.

**Imagining the Lives Within:** As Charlie wanders, he envisions the lives and love within each home he passes, reminding us that every household has its unique story and capacity for warmth and affection.

**The Emotional Journey to Finding Home:** The story captures the emotional highs and lows of seeking a place where one truly belongs, emphasizing that the journey itself is filled with valuable lessons and moments of growth.

**Creating Memories Together:** Once Charlie finds his home, the narrative focuses on the memories created with his new family, illustrating that the essence of a home is built on shared experiences and emotional bonds.

**Belonging and Integration:** Charlie's integration into his new home and his development of a deep bond with his family reflect the universal desire for connection and the integral role pets play in enriching our lives.

**The Fulfillment of a Longing Heart:** Charlie's story concludes with him realizing that he has found not just a shelter, but a true home where he is loved and valued, fulfilling his deepest longing for belonging.

**A Lesson in Hope and Love:** Through Charlie's journey, the tale teaches us about the enduring power of hope, the significance of looking for and providing a loving home, and the profound impact of finding one's place in the world where the heart can find peace.

## Furry Friends and the Sale: Balancing Pet Presence for Home Appeal





In the intricate ballet of selling a home, pets play a unique role. While they bring us immeasurable joy and companionship, the question of how to best manage their presence during home showings is a delicate one. It's about striking the right balance between showcasing a warm, family-friendly environment and maintaining a clean, accessible space that appeals to a broad spectrum of potential buyers. Let's dive into how to harmonize your furry friends' presence with the goal of making your home as appealing as possible to prospective buyers.

### **The Pet Paradox**

Pets are integral members of many families, with their beds, toys, and accessories often scattered throughout the home. However, when it comes to selling your property, the evidence of pet habitation can be a double-edged sword. On the one hand, the presence of pets can make a home feel lived in and loved. On the other hand, not all potential buyers will see pets in the same positive light due to allergies, fears, or simply personal preference.

### **Planning**

The key to managing pets during home showings is preparation. Here are several strategies to consider:

**Pet-Free Showings:** Whenever possible, arrange for pets to be out of the house during showings. This cuts any concerns about allergies or fear of animals and prevents pets from becoming stressed by the presence of strangers.

**Hide the Evidence:** Before showings, remove pet toys, beds, bowls, and litter boxes from the main living areas. This helps to reduce clutter and ensure the focus still is on your home's features.

**Deep Clean:** Pet odors can be a significant turn-off for potential buyers. Invest in a professional deep cleaning of carpets, upholstery, and any other areas affected by pet odors to ensure your home smells fresh and inviting.

**Repair Pet Damage:** From scratched floors to chewed door frames, pets can leave their mark on a home. Addressing these issues by repairing or replacing damaged items can greatly enhance your home's appeal.

**Highlight Pet-Friendly Features:** If your home has features that make it particularly pet-friendly, such as a fenced yard or built-in pet doors, be sure to highlight these in your listing. For the right buyer, these could be significant selling points.

### **The Emotional Aspect**

Selling a home is an emotional process, not just for humans but for pets too. The influx of strangers and the disruption of their routine can be stressful. Ensure your pets have a safe, quiet place to retreat to during showings, and maintain their regular routines as much as possible to provide them with a sense of stability.

**Communicate with Your Real Estate Agent:** Your real estate agent can offer added advice and strategies tailored to your specific situation. They can also communicate with potential buyers' agents to ensure that any concerns related to pets are addressed upfront, avoiding any surprises during showings.

### **Conclusion**

Balancing the presence of pets with the need to present your home in the best possible light doesn't have to be a daunting task. With thoughtful preparation and consideration, you can ensure that your furry friends contribute positively to the appeal of your home, making it a welcoming space for all potential buyers. Remember, the goal is to showcase a home that's as inviting and comfortable for humans as it is for pets, creating a win-win situation for everyone involved.



## Mindscales

### Therapeutic Insights from Charlie's Journey to Finding a Home

#### 1. The Psychological Depth of "Home":

Therapists often discuss that a home is more than just a physical space; it's a repository of emotions, memories, and a sense of belonging. Charlie's story reinforces this idea, highlighting how the essence of home is rooted in feelings of love and safety.

#### 2. Resilience in the Quest for Belonging:

Charlie's persistence despite adversity serves as a powerful reminder of the human (and animal) capacity for resilience. Therapists might emphasize how maintaining hope can be a crucial coping mechanism during times of loneliness or despair.

#### 3. Transformative Power of Kindness:

The act of welcoming Charlie into a new home illustrates the profound psychological impact of kindness on both the giver and the receiver. It can create a sense of worth and belonging, fundamental human needs.

#### 4. Mentorship and Guidance:

Bella's role as a mentor to Charlie highlights the importance of support and guidance from those who have navigated similar paths. Therapists recognize the value of mentorship in fostering growth and resilience.

#### 5. The Universality of Seeking Connection:

Charlie's imaginings of the lives within homes he passes remind us of the universal desire for connection and the stories that every space holds, underscoring our shared human experience.

# **Suggestions to Cope with the Emotional Journey of Finding or Creating a Home**

## **1. Acknowledge Your Feelings:**

Allow yourself to fully experience the emotions associated with searching for a sense of belonging or creating a home. Recognize that feelings of vulnerability, hope, and anticipation are part of the process.

## **2. Cultivate Hope and Resilience:**

Draw inspiration from Charlie's story to cultivate hope and resilience in your own journey. Practice positive affirmations and remind yourself of past challenges you've overcome.

## **3. Seek and Offer Kindness:**

Engage in acts of kindness, both as a giver and a receiver. Kindness can build bridges of connection and belonging, deeply enriching our sense of home and community.

## **4. Find Mentors and Be a Mentor:**

Seek guidance from those who have walked the path before you, and be open to sharing your own experiences to help others. This reciprocal exchange can enhance feelings of belonging and purpose.

## **5. Embrace the Journey:**

View your journey to finding or creating a home as an opportunity for personal growth. Each experience, challenge, and success adds layers to your story, enriching your understanding of what home means to you.

## **6. Create Spaces of Warmth and Welcome:**

Whether you're establishing a new home or seeking to deepen your sense of belonging in your current space, focus on creating an environment that radiates warmth, safety, and welcome.

## **7. Document Your Journey:**

Consider keeping a journal or creating a visual diary of your journey towards finding or creating a home. Reflecting on your progress can be a source of encouragement and insight.

## **8. Engage in Community:**

Connection with others can significantly enhance our sense of home. Engage with your community, whether through local events, social clubs, or volunteer work, to foster a sense of belonging.

## **9. Celebrate Small Victories:**

Acknowledge and celebrate the small milestones along your journey. Each step forward is a victory worth recognizing.

## **10. Practice Gratitude:**

Cultivate gratitude for the moments of connection, the lessons learned, and the progress made. Gratitude can shift your perspective, highlighting the positives in your journey.

Charlie's story, though about a pet finding his place, mirrors the emotional landscapes humans navigate in pursuit of belonging and home. These insights and suggestions offer therapeutic avenues for understanding and enhancing our own journeys toward finding or creating a sense of home.

# Chapter 9

## Green Gains:

Turning Sustainability into Profitability in Real Estate



## *Green Gains*

*In realms of green, where homes align with Earth, Sustainability's call gives value new birth.*

*From audits to LEDs, each step we take, Elevates homes, for our planet's sake.*

### *Begin with an Audit, Insightful and Clear*

*A step so crucial, it brings to light, how energy flows, from day to night.*

*Leaks and inefficiencies, brought to the fore, Paving the way for savings galore.*

### *Lighting and Appliances, Efficiently Bright*

*LEDs and eco-friendly machines reduce our footprint, enhance our scenes.*

*Lower bills, cleaner air, a future so bright, Eco-conscious appeal, in buyers' sight.*

### *Water's Wisdom, Conservation's Call*

*Low-flow fixtures, a simple switch, Savings on water, without a hitch.*

*Rebates and reductions, a water-wise tale, attracting buyers, without fail.*

### *Heating, Cooling, the Heartbeat of Homes*

*Efficient systems, warmth without waste, Smart thermostats, comfort, no haste.*

*Insulation and weatherproofing, join the quest, For a home that's efficient, above the rest.*

### *Materials and Landscaping, Sustainably Sourced*

*Bamboo, cork, and native plants thrive, In homes where eco-beauty's alive.*

*Low maintenance, local ecosystems supported, Buyers intrigued, by green homes courted.*

### *Renewable Energy, Water Saving Grace*

*Solar panels, rain harvesting, a sustainable embrace. Water efficiency, savings in place,  
Tax incentives, utility bill reduction, A green home's appeal, without obstruction.*

### *Smart Technology, Modern Homes' Delight*

*Energy monitors, leak detectors, smart and light, Preventing waste, a tech-savvy sight.  
Attracting those, who future proof seek, A home that's smart, unique, and chic.*

### *Conclusion, Green Gains, a Vision So Bright*

*Sustainability, not just a choice but a right. Financial benefits, environmental might,  
Homes that stand out, in a market so tight, Eco-friendly, efficient, a seller's delight.*

*In this journey of green, where value we find,*

*Sustainable improvements, with benefits twined.*

*A path to profitability, with the Earth in mind,*

*Green gains, a legacy, for all humankind.*

# Luna's Leap:

## The Tale of Greenvale's Transformation



**In the lush outskirts of a bustling town called Greenvale**, lived Luna, a visionary lizard with a dream bigger than herself. Greenvale was a place where the sun kissed the earth gently, and the winds sang melodies of ancient times. Yet, beneath its beauty, Greenvale faced a challenge; its homes and structures were built without thought of their environmental impact, leading to inefficiencies and a disconnection from nature.

Luna, who had traveled everywhere, returned to Greenvale with stories of cities where homes were not just shelters but living, breathing spaces that harmonized with the earth. Inspired, she envisioned transforming Greenvale into a beacon of sustainability, proving that living in harmony with nature could also lead to prosperity.

### **The Blueprint for Change**

Luna began with her own home, a modest burrow on the edge of town. She introduced rainwater harvesting to nourish her garden and installed solar panels made from the shimmering scales of friendly fish, which powered her home without harming the earth. Her garden flourished, becoming a testament to the richness of living in sync with nature.

Word of Luna's thriving oasis spread throughout Greenvale, catching the attention of Felix, a fox with a keen sense for business. Felix was intrigued by Luna's approach and saw its potential for profitability. Together, they envisioned a plan to revitalize Greenvale, turning it into a model for sustainable living.

### **Greenvale's Transformation**

Luna and Felix presented their vision to the town council, proposing eco-friendly renovations for Greenvale's homes and public spaces. They introduced:

- **Energy Efficiency:** Upgrading insulation and windows to reduce energy consumption.
- **Green Roofs and Walls:** Transforming roofs and walls into living, breathing ecosystems that provided insulation and purified the air.
- **Community Gardens:** Spaces where residents could grow their food, reducing the carbon footprint associated with transportation.
- **Eco-Friendly Transportation:** Encouraging the use of bicycles and electric vehicles by adding more lanes and charging stations.

Skeptical but intrigued, the town council agreed to a pilot project. Luna's home became the blueprint, and soon, Greenvale saw its first eco-renovated block, courtesy of Luna and Felix's collaboration.

### **The Harvest of Sustainability**

As the seasons changed, so did Greenvale. The pilot block thrived, with lower utility bills, increased biodiversity, and a stronger sense of community. Residents who were once skeptical now clamored to be part of the transformation. Property values in the eco-renovated areas soared, attracting attention from beyond Greenvale's borders.

Luna's dream had materialized; Greenvale had become a testament to the fact that sustainability and profitability could go hand in hand. The town didn't just gain greener homes and healthier lives; it became a destination for those eager to learn about sustainable living, boosting local businesses and tourism.

### **Legacy of a Visionary Lizard**

Luna, once a lone visionary, had sparked a movement. Greenvale stood as a beacon of hope, a place where the harmony between development and nature fostered prosperity for all its inhabitants. Luna and Felix continued to innovate, always seeking ways to blend the wisdom of the natural world with the needs of their community.



And so, the tale of Greenvale became a parable of progress, a story told everywhere about a lizard's leap of faith that turned sustainability into profitability, proving that the greatest gains come from living in harmony with the world around us.

## Key Takeaways

**Visionary Leadership:** Luna's dream and determination to transform Greenvale into a sustainable community underscore the impact of visionary leadership in driving environmental change.

**Collaboration for Change:** Luna and Felix's partnership highlights the importance of collaboration between individuals with different skills and perspectives. Their combined efforts show that teamwork can turn innovative ideas into reality.

**Sustainability as a Path to Prosperity:** Greenvale's transformation proves that sustainable living practices not only help the environment but can also lead to economic prosperity by increasing property values and attracting tourism.

**Community Engagement and Transformation:** The project's success in Greenvale illustrates the power of community engagement. As residents saw the benefits of the pilot block, their initial skepticism turned into enthusiasm, showcasing how collective action can lead to widespread environmental and social improvements.

**Innovative Solutions to Environmental Challenges:** The implementation of rainwater harvesting, solar panels, green roofs, and walls, as well as community gardens, displays a range of innovative solutions to reduce environmental impact and enhance the quality of life.

**Economic Benefits of Eco-Renovations:** Greenvale's increase in property values following the eco-friendly renovations reveals the economic benefits of investing in sustainability, challenging the misconception that environmental practices are costly or detrimental to growth.

**Education and Inspiration for Others:** Greenvale becomes a beacon of hope and a source of inspiration for other communities, proving that sustainable transformation is possible and beneficial. Luna's story emphasizes the role of education and demonstration in spreading sustainable practices.

**Integration of Nature into Daily Living:** The project brings nature back into residents' daily lives, improving biodiversity, air quality, and access to fresh food, thereby enhancing overall well-being.

**Adaptation and Innovation:** Luna and Felix's continuous search for new ways to blend natural wisdom with community needs highlights the importance of adaptability and innovation in sustainability efforts.

**Legacy of Sustainable Living:** The tale of Greenvale evolves into a parable of progress, teaching future generations about the importance of harmonious coexistence with the environment and the lasting benefits of sustainable development.

## Guide To Enhancing Home Value and Sustainability

In today's real estate market, sustainability is not just an environmental consideration but a strategic investment that can significantly enhance the attractiveness and profitability of a home. This chapter explores a variety of cost-effective green improvements that homeowners can implement to make their properties more appealing to potential buyers while contributing to a healthier planet. By focusing on these strategic upgrades, sellers can elevate their home's marketability and realize substantial financial gains.

### Starting with an Energy Audit

Embarking on the journey of elevating your home's value through sustainability begins with a critical and cost-effective step: conducting an energy audit. This first assessment serves as the foundation for understanding the current energy efficiency of your home and pinpointing areas where improvements can

significantly reduce energy consumption and costs. An energy audit provides a detailed examination of how your home uses energy, from heating and cooling systems to insulation and window efficiency. By finding inefficiencies, homeowners can prioritize upgrades that offer the most impactful benefits, both financially and environmentally.

The financial advantages of starting with an energy audit are manifold. It highlights specific changes that can lead to substantial savings on utility bills, such as sealing leaks, upgrading insulation, or replacing outdated HVAC systems with more energy-efficient models. These savings not only help the homeowner at once but also enhance the property's appeal to prospective buyers, potentially increasing its market value. Investing in recommended upgrades can lead to a quicker return on investment through reduced operational costs, making the home more attractive in the competitive real estate market.

From an environmental perspective, the benefits of conducting an energy audit are equally significant. By pinpointing areas where energy use can be minimized, it contributes directly to reducing the home's carbon footprint. Implementing the audit's recommendations often leads to lower consumption of fossil fuels and a decrease in greenhouse gas emissions, aligning the property with growing consumer demand for sustainable living solutions. Moreover, many of the energy-efficient upgrades suggested post-audit, such as installing solar panels or enhancing natural light, can contribute to a healthier indoor living environment, free from the pollutants associated with conventional energy sources.

In essence, an energy audit is the cornerstone of transforming a home into a sustainable and efficient living space. It not only paves the way for financial savings and environmental stewardship but also sets the stage for enhancing the overall value and appeal of the property. By embracing the audit's findings and implementing recommended changes, homeowners can make informed decisions that contribute to both their well-being and the planet's health, truly embodying the principles of "Green Gains."

### **Energy-Efficient Lighting and Appliances**

Switching to LED lighting and replacing old appliances with energy-efficient models can drastically reduce electricity consumption. This not only lowers greenhouse gas emissions but also results in considerable savings on utility bills, making the property attractive to eco-conscious buyers.

### **Water Conservation**

Installing low-flow toilets, showerheads, and faucets significantly decreases water usage. These upgrades can lead to substantial reductions in water bills and may qualify for rebates in some areas, enhancing the home's appeal to potential buyers looking for eco-friendly features.

### **Heating and Cooling Efficiency**

Upgrading to high-efficiency HVAC systems and smart programmable thermostats reduces unnecessary energy use, perfecting the home's thermal comfort. Weatherproofing and adding insulating window treatments further improve energy efficiency, leading to noticeable cost reductions in heating and cooling.

### **Sustainable Materials and Landscaping**

Opting for eco-friendly materials like bamboo or cork for flooring and choosing native plants for landscaping not only support local ecosystems but also demand less maintenance, significantly lowering upkeep costs and appealing to buyers interested in sustainable living.

### **Renewable Energy and Water Saving Systems**

Solar panels, rainwater harvesting systems, and high-efficiency showerheads contribute to a home's sustainability profile by generating renewable energy and conserving water. These features can quickly offset their first investment through utility bill savings and potential tax incentives.

## **Smart Home Technology**

Incorporating smart home technology such as energy monitors and smart leak detectors encourages mindful energy use and early detection of issues, preventing waste and avoiding costly repairs. These technological enhancements add a modern appeal, making the home more attractive to a tech-savvy demographic.

## **Conclusion**

Investing in sustainable home improvements is a forward-thinking strategy that not only addresses environmental concerns but also increases a property's market value. These green gains, from energy-efficient lighting to water conservation and smart technology, not only attract buyers willing to pay a premium for eco-friendly homes but also offer significant financial benefits through reduced utility bills and maintenance costs. By integrating these improvements, sellers can distinguish their properties in a competitive market, turning sustainability into profitability.

This approach aligns with the growing demand for sustainable living solutions, making it an essential consideration for anyone looking to sell their home. By adopting these cost-effective green improvements, sellers can ensure their properties not only stand out but also contribute to the broader goal of environmental sustainability.

# **Mindsapes**

## **Therapeutic Insights on Sustainable Community Transformation**

### **1. The Role of Visionary Leadership in Emotional Well-being:**

Luna's dream and actions underscore the therapeutic insight that having a vision can significantly contribute to one's sense of purpose and well-being. Visionary leadership not only drives change but also provides psychological fulfillment.

### **2. Psychological Benefits of Collaboration:**

The partnership between Luna and Felix highlights the importance of social support and collaboration. Therapists often emphasize that working together towards a common goal can enhance feelings of connectedness and reduce feelings of isolation.

### **3. Sustainability as a Means to Psychological Prosperity:**

The transition to sustainable living practices in Greenvale illustrates how environmental actions can lead to a sense of community pride and economic prosperity, positively impacting residents' mental health and social cohesion.

### **4. Community Engagement as a Catalyst for Change:**

The evolution of skepticism to enthusiasm among Greenvale's residents showcases the power of community engagement. Therapists note that being part of a collective effort can enhance individual and communal resilience and empowerment.

## **5. Innovation as a Pathway to Solution-Focused Thinking:**

Implementing innovative environmental solutions encourages a solution-focused mindset, which is beneficial for mental health. It shifts focus from problems to solutions, fostering optimism and creative thinking.

## **6. Economic and Environmental Harmony:**

The economic uplift from eco-renovations challenges the misconception that sustainability is costly, highlighting the harmony between economic development and environmental stewardship. Understanding this balance can alleviate anxiety about the future and promote a sense of security.

# **Suggestions for Coping with the Process of Community Transformation**

## **1. Engage in Visionary Thinking:**

Allow yourself to dream big and envision what a sustainable future looks like for your community. Writing down or visually representing these visions can be a powerful motivator and a source of inspiration.

## **2. Foster Collaborative Relationships:**

Seek out individuals or groups who share your vision. Collaborating on projects can create a sense of camaraderie and shared purpose, reducing feelings of isolation and helplessness.

## **3. Educate and Inspire:**

Take an active role in educating others about the benefits of sustainable practices. Sharing knowledge can empower your community and inspire others to join the cause, creating a ripple effect of positive change.

## **4. Celebrate Small Wins:**

Recognize and celebrate each step towards sustainability, no matter how small. Celebrating progress can boost morale and encourage continued effort towards larger goals.

## **5. Incorporate Nature into Daily Life:**

Find ways to integrate nature into your own life and encourage others to do the same. This can improve mental health by reducing stress and increasing feelings of well-being.

## **6. Be Open to Learning and Adapting:**

Sustainability is an evolving field. Stay open to new ideas and be willing to adapt strategies as needed. This flexibility can help manage feelings of frustration and promote ongoing engagement.

## **7. Practice Patience and Persistence:**

Understand that community transformation is a long-term process. Practicing patience and persistence can help manage expectations and maintain motivation over time.

## **8. Create a Support Network:**

Build a support network of like-minded individuals. Sharing experiences, challenges, and successes can provide emotional support and strengthen community bonds.

## **9. Prioritize Self-Care:**

Engaging in sustainable community transformation can be demanding. Ensure you're taking care of your physical and mental health to sustain your energy and commitment to the cause.

## **10. Reflect on the Legacy You're Building:**

Take time to reflect on the impact of your actions and the legacy you're contributing to. Knowing that your efforts are making a difference can provide a profound sense of fulfillment and purpose.

By integrating these therapeutic insights and suggestions, individuals and communities can navigate the complexities of sustainable transformation with greater emotional resilience and a deeper sense of purpose.

# Eco-Friendly Upgrades

## For Home Sellers Checklist

Implementing eco-friendly upgrades can significantly enhance the appeal of your home to environmentally conscious buyers and potentially increase its value. Here's a checklist of green improvements and certifications to consider before putting your home on the market:

### Energy Efficiency Upgrades

- Install Energy-Efficient Appliances: Look for ENERGY STAR-certified refrigerators, dishwashers, washing machines, and dryers.
- Upgrade to a High-Efficiency HVAC System: Consider systems with a high SEER (Seasonal Energy Efficiency Ratio) rating.
- Replace Old Windows with Energy-Efficient Models: opt for double or triple-pane windows with low-E coatings.
- Add Additional Insulation: Improve attic, wall, and floor insulation to reduce heating and cooling needs.
- Install a Programmable or Smart Thermostat: Allows for more precise control over heating and cooling, saving energy.

### Water Conservation Measures

- Install Low-Flow Toilets and Showerheads: Reduce water usage without sacrificing performance.
- Set Up a Rainwater Harvesting System: Collect rainwater for landscaping and outdoor use.
- Implement Drought-Resistant Landscaping: Choose native plants that need less water and maintenance.

### Renewable Energy and Sustainable Materials

- Install Solar Panels: Consider adding solar panels to reduce electricity bills and appeal to eco-conscious buyers.
- Consider a Solar Water Heating System: Use solar energy to heat your home's water, reducing energy costs.
- Use Eco-Friendly Flooring Materials: Bamboo, cork, or recycled materials are sustainable and attractive flooring options.
- Choose Low-VOC Paints: Improve indoor air quality by using paints with low volatile organic compounds.

### Smart Home and Eco-Certifications

- Incorporate Smart Home Features: Smart lights, energy monitors, and efficient irrigation systems can add appeal.
- Seek Green Home Certifications: Certifications like LEED, ENERGY STAR for Homes, or GreenPoint Rated can significantly increase your home's marketability.

### Additional Green Features


- Install a Green Roof or Living Wall: These features can improve insulation, reduce runoff, and enhance biodiversity.
- Add a Charging Station for Electric Vehicles: Appeal to buyers with electric cars by offering a convenient charging point.
- Upgrade to a Tankless Water Heater: Provides hot water on demand, reducing energy consumption.
- Implement Greywater Systems: Reuse water from sinks, showers, and washing machines for irrigation.

Completing these eco-friendly upgrades not only contributes to a healthier planet but also makes your home more attractive to a growing segment of environmentally conscious buyers, potentially leading to faster sales and a higher selling price.

# Chapter 10

## Artful Impressions:

Elevating Perceived Home Value Through Strategic Art Staging



## *Artful Impressions: The Power of Staging in Home Sales*

*In the grand stage of selling homes, where first sights weave dreams,  
Strategic art staging plays a pivotal role, or so it seems.  
More than mere decor, a narrative it schemes,  
Crafting spaces that glow, in prospective buyers' beams.*

### *The Essence of Art's Stage*

*Not just decoration, but a story told, With paintings and sculptures, bold yet old.  
Creating environments, aspirational and warm, inviting buyers to envision a living form.*

### *Strategic Selection, an Artful Plan*

*Art chosen with care, to complement and enhance, matching aesthetics, making the heart dance.  
Neutral yet emotive, making spaces sing, Scale and placement, balance they bring.*

### *Impact Profound, Value Ascends*

*Art highlights features, architectural grace, defines spaces, giving each its place.  
Luxury perceived, through art's embrace, Memories etched, leaving a trace.*

### *Vision Realized, Through Art's Eyes*

*No hefty investments, art rentals suffice, Collaborations with artists, advice that's wise.  
Understanding the narrative, art's disguise, Enhancing the story, where value lies.*

### *Conclusion, Where Art Meets Heart*

*Strategic staging, a fusion, an art, engaging buyers, setting homes apart.  
Elevating value, a smart seller's start, Artful impressions, playing their part.*

*In selling realms, where art and psychology blend,  
Art stages homes, making perceived values ascend.  
Not just seen but felt, desires it sends,  
In the art of selling, on art we depend.*



# Milo's Canvas: The Tale of Willow Bend's Transformation



**In the quaint village of Willow Bend,** where every home told a story, and every street corner held a piece of history, lived Milo, a humble hedgehog with an extraordinary talent for art. Milo's creations were not just paintings; they were windows to different worlds, capable of transforming spaces and moods with their vibrant colors and evocative scenes.

Willow Bend was a charming place, but many of its homes sat on the market for months, unable to capture the hearts of potential buyers. Milo saw that while the houses were structurally sound, they lacked the warmth and character that turned a house into a home.

### **The Spark of Inspiration**

One evening, as Milo strolled through the village, he stopped in front of a particularly lonely-looking house. Its walls were bare, its rooms echoed with emptiness, and despite its solid foundation, it felt cold and unwelcoming. An idea struck Milo like a lightning bolt: what if he could use his art to breathe life into these spaces? What if his paintings could be the missing link that connected buyers to their future homes?

### **Milo's Experiment**

Milo approached the owner of the lonely house with his proposal: allow him to stage the home with his art, creating an atmosphere that would invite warmth and imagination. The owner, intrigued by Milo's passion and curious to see if art could indeed make a difference, agreed.

Milo set to work, selecting pieces that complemented each room's character. A serene landscape in the living room invited calm and reflection, while a vibrant abstract piece in the dining area sparked conversation and creativity. Each room received its own touch of Milo's magic, transforming the house into a tapestry of stories and emotions.

### **The Unveiling**

The day of the open house arrived, and the transformation was nothing short of miraculous. Visitors were greeted by the embrace of colors and shapes that seemed to dance on the walls, guiding them through the home and allowing them to envision a life within its walls. The once lonely house now pulsed with life, its rooms echoing laughter and whispers of future memories.

Word of the house's transformation spread through Willow Bend like wildfire. It wasn't long before the house found its new owners—a family drawn to the warmth and life Milo's art had instilled within the home. They felt an immediate connection, a sense of belonging that had eluded them in other properties.

### **The Ripple Effect**

Milo's success with the lonely house became the talk of the town. Soon, other homeowners sought Milo's touch, hoping to capture the same magic that made a house feel like a home. Willow Bend began to transform, with art at the heart of its renaissance. Homes that once were forgotten are now vibrant canvases, each telling its own story and inviting new chapters.

Milo's belief in the power of art to transform spaces had not only elevated the perceived value of homes in Willow Bend but had also brought the community closer. Art had become a bridge between past and future, between spaces and hearts.

### **Legacy of a Hedgehog Artist**

Milo's canvas had extended beyond the frame, coloring the very fabric of Willow Bend. The village had become a testament to the idea that beauty and warmth could indeed turn houses into homes, attracting families and artists alike to its welcoming embrace.

And so, the tale of Milo's Canvas spread everywhere, inspiring other communities to embrace artful impressions in elevating the value of their homes and hearts. Willow Bend, once a quiet village, had become a beacon of creativity and warmth, all thanks to a hedgehog with a vision and a paintbrush.

## Key Takeaways

**Art as a Transformational Tool:** Milo's success in using his artwork to breathe life into empty spaces underscores the transformative power of art, highlighting its ability to create warmth and character in homes.

**Emotional Connection Through Creativity:** The story illustrates how creative staging, particularly through art, can forge an emotional connection between potential buyers and a property, making them envision a life within its walls.

**Innovation in Home Staging:** Milo's experiment showcases an innovative approach to home staging, suggesting that beyond traditional furniture and decor, art can play a crucial role in making a house appealing to buyers.

**Community Renaissance Through Art:** The ripple effect of Milo's first project in Willow Bend shows how art can rejuvenate a community, turning once overlooked homes into vibrant, sought-after properties.

**Elevating Property Value with Aesthetics:** The narrative reveals how aesthetic enhancements, specifically through art, can elevate the perceived value of homes, making them more attractive to buyers and potentially increasing their market value.

**Inspiration for Other Communities:** Milo's story serves as inspiration for other villages and towns, suggesting that embracing art and creativity can lead to broader community transformation and appeal.

**The Role of Passion and Vision:** Milo's passion for art and his visionary approach to using it as a medium for transformation highlights the importance of passion and vision in starting change and bringing innovative ideas to life.

**Art as a Catalyst for Connection:** The tale emphasizes art's role as a catalyst for creating connections—not just between buyers and homes but also within the community, fostering a sense of belonging and togetherness.

**Enhancing Emotional Appeal:** The emotional appeal of a home, enhanced through art, is portrayed as a critical factor in the home-buying process, signifying that buyers are often drawn to properties that evoke feelings of warmth and potential for creating memories.

**Legacy of Creativity:** Milo's legacy in Willow Bend illustrates how individual creativity and initiative can leave a lasting impact on a community, transforming it into a beacon of warmth, creativity, and home-buying appeal.

# Elevating Perceived Home Value Through Strategic Art Staging

In the nuanced world of home selling, first impressions are paramount. Beyond the tangible attributes of a property, the emotional and aesthetic appeal often play a crucial role in influencing potential buyers' decisions. Strategic art staging appears as a powerful tool in this context, offering a unique avenue to elevate the perceived value of a home. This blog explores the transformative potential of art in making a property not only stand out but resonate deeply with prospective buyers, ultimately impacting its market value positively.

## The Essence of Art Staging

Art staging transcends mere decoration. It's an intentional process aimed at creating a compelling narrative for a home, allowing buyers to envision a life within its walls. Unlike standard home staging, which focuses on furnishings and layout to maximize space and functionality, art staging uses the emotional and visual impact of artwork to forge a stronger connection with viewers. It's about crafting an environment that feels both aspirational and welcoming, using art as a medium to evoke feelings of comfort, luxury, or whatever ambiance aligns with the property's character.

## The Strategy Behind Art Selection

The choice of artwork for staging is anything but arbitrary. It involves a careful consideration of several factors:

- **Compatibility with the Home's Aesthetic:** Art should complement the architectural style and interior design of the home, enhancing its features rather than competing with them.
- **Neutral Appeal:** While personal tastes vary widely, the goal is to choose art that speaks to a broad audience, avoiding polarizing themes or imagery.
- **Emotional Resonance:** Art that evokes positive emotions or conveys a sense of tranquility can make the space more inviting and memorable to buyers.
- **Scale and Placement:** The size of the artwork compared to the space and its placement can dramatically affect the room's balance and feel. Properly scaled art can make rooms feel larger or more intimate, depending on the desired effect.
- **Impact on Perceived Value:** The strategic placement of art can significantly influence a buyer's perception of a home's value. Artwork can:
- **Highlight Architectural Features:** Art can draw attention to the unique architectural elements of a home, from coffered ceilings to sweeping staircases, elevating the overall impression of quality and detail.
- **Define Spaces:** In open-concept homes or those with unconventional layouts, art can help delineate spaces, suggesting functional uses for each area without the need for physical barriers.
- **Enhance Perceived Luxury:** High-quality, well-placed art can lend an air of sophistication and exclusivity to a property, suggesting a lifestyle of refinement that many buyers aspire to.
- **Create a Memorable Experience:** Homes staged with art leave an impression, making them more memorable among the multitude of listings a buyer might visit.

## Realizing the Vision

Implementing an effective art staging strategy doesn't necessarily require a significant investment. Art rental services, collaborations with local artists or galleries, and even high-quality reproductions can offer cost-effective solutions for staging homes with impactful artwork. The key is in understanding the property's narrative and selecting art that enhances and amplifies that story.

## **Conclusion**

Strategic art staging represents a fusion of aesthetics and psychology, a method through which sellers can engage buyers on a deeper level. By thoughtfully integrating art into the staging process, sellers can elevate the perceived value of their home, distinguishing it in a competitive market. Artful impressions not only captivate but also create an emotional pull, making a property not just seen but felt, not just observed but desired. In the art of selling homes, art itself becomes a silent salesperson, eloquently communicating the life and luxury potential buyers aspire to.

# Chapter 11

## Stage Your Success: Crafting Irresistible Spaces to Amplify Your Home's Value



## *Staging's Symphony: Crafting Homes That Captivate and Sell*

*In the realm where houses vie for gazes, Staging plays the hero, as our saga phrases.  
A strategic craft, where art meets science, to elevate a home's selling reliance.*

### *The Essence of Staging's Charm*

*Not merely tidying or decor's embrace, but showcasing beauty, space, and grace.  
A vision for buyers, a dream to chase, Making homes a coveted marketplace.*

### *The Proof in Staging's Power*

*Evidence abounds, in sales and pace, Staged homes lead the selling race.  
Faster sales, prices ace, A staged abode, buyers embrace.*

### *Strategies of the Staging Art*

*Neutral tones, personal trace's part, Clutter gone, light fills the heart.  
Each room a purpose, a functional chart, Key areas glow, a visual start.*

### *Touches That Speak to Souls*

*Emotional cues, in small detail roles, Fresh flowers, soft lights, art that extols.  
Creating connections, fulfilling goals, Making a house, a home that consoles.*

### *DIY or Professional's Guide*

*To stage oneself or experts confide? Budget, time, and market decide.  
Professional eyes, flaws they hide, Elevating homes, with expertise applied.*

### *Dwell or Depart During the Sale*

*To stay or leave, sellers weigh, Each choice, its pros and cons display.  
A vacant stage, easier to sway, yet lived-in warmth, may buyers pay.*

### *Curb Appeal's First Impressions*

*Not just inside, but the exterior's expressions, Landscaping, doors, curb's confessions.  
First glances matter, setting sessions, for tours that lead to successful possessions.*

### *The Final Act of Staging's Play*

*A tool of visuals, staging's sway, Enhancing value, in every way.  
A well-placed bet, sellers say, for homes that sell without delay.*

*In real estate's competitive fray, Staged homes shine, day by day.  
A strategy smart, in the seller's array, Paving paths to profits, come what may.*

# The Great Home Makeover Adventure



**Once upon a time, in the cozy town of Sunnyville,** there lived a quirky squirrel named Sammy. Sammy had a charming little treehouse he loved dearly, nestled in the grandest oak tree in the park. But the time had come for Sammy to move on, as he dreamed of exploring the vast, wild forests beyond Sunnyville.

Sammy knew he needed to sell his treehouse, but there was a problem. Lately, he had been so busy with his adventures that he hadn't tidied up. His acorn collection was scattered everywhere, his leaf paintings were askew, and his furniture was a hodgepodge of this and that. How could he possibly make his beloved treehouse appealing to the next squirrel family?

That's when he remembered what his wise old friend, Oliver Owl, had told him about home staging. "Sammy," Oliver had said, "home staging is like putting on your best suit for a very important interview. It shows you care and highlights all your best qualities!"



Determined, Sammy decided to give his treehouse the grandest makeover Sunnyville had ever seen. He embarked on what he dubbed "The Great Home Makeover Adventure." First, Sammy tackled the acorn situation. He organized his collection into neat, little jars, labeling them by size and color. It was both practical and made for an interesting conversation piece. "Who knew acorns could be so fascinating?" he chuckled to himself.

Next, Sammy looked at his leaf paintings. They were all crooked! With a flick of his tail and a little bit of squirrel ingenuity, he straightened them up and even created a mini gallery on one wall. "Now, that's art!" he exclaimed, stepping back to admire his work.

The furniture was a bigger challenge. Sammy had an old, patchy armchair that was his favorite napping spot. It was cozy but looked out of place. With a bit of hesitation, Sammy moved it into a smaller corner and draped a bright, checkered cloth over it. Suddenly, it looked like a chic, vintage piece! Sammy didn't stop there. He polished his tiny windows until they sparkled, letting sunlight flood the room and make everything look brighter and more welcoming. He even hung a little wind chime by the door that sang a merry tune whenever someone climbed up to visit.

The final addition was a welcome mat made of woven grass, placed neatly at the entrance. "Now, who wouldn't want to live here?" Sammy thought, proud of his efforts. Word of Sammy's stunning treehouse makeover spread like wildfire. Squirrels from all over Sunnyville came to see, and soon enough, a lovely squirrel family fell in love with the place. They could see themselves living there, making memories among the acorns and leaf paintings.

Sammy's treehouse sold quicker than he could say "acorn pie," and at a price that allowed him to set off on his new adventure with a little extra jingle in his step.

Through "The Great Home Makeover Adventure," Sammy learned that home staging wasn't just about cleaning up; it was about storytelling. By carefully curating his home's appearance, he didn't just show its value; he showed its potential for new stories and adventures.

And so, Sammy set off into the wild forests, his heart full of joy, knowing his beloved treehouse was well cared for. Back in Sunnyville, the tale of Sammy's home staging adventure became a legend, inspiring others to see the magic in presenting their homes in the best light.

In the end, Sammy realized that a well-staged home wasn't just seen; it was sought after, leading to a rewarding sale and the start of new adventures.

## Key Takeaways

**The Power of Home Staging:** Sammy's experience illustrates how effective home staging can transform a space, making it more appealing to potential buyers by highlighting its best features and potential for creating new memories.

**Organization and Clutter Reduction:** By organizing his acorn collection and decluttering his treehouse, Sammy shows the importance of tidiness and order in making a home feel more spacious and inviting.

**Artistic Presentation:** Straightening and creating a mini gallery out of his leaf paintings, Sammy demonstrates how art can enhance the aesthetic appeal of a home, adding personality and charm.

**Strategic Furniture Placement:** Sammy's decision to reposition and cover his old armchair highlights the impact of strategic furniture placement and minor updates in maximizing the attractiveness of existing furnishings.

**Maximizing Natural Light:** Polishing windows to let in more sunlight emphasizes the significance of natural light in making a home feel warm, welcoming, and more spacious.

**Attention to Small Details:** The addition of a wind chime and a woven grass welcome mat displays how intricate details can create a welcoming atmosphere and leave a lasting impression on potential buyers.

**Curating a Story:** Sammy's approach to staging his home goes beyond mere decoration; it's about crafting a narrative that allows potential buyers to envision their lives and adventures in the space.

**Inspiring Others:** The success of Sammy's home staging adventure serves as inspiration for others in Sunnyville, showcasing that with a bit of effort and creativity, anyone can enhance the appeal of their home for sale.

**Emotional Connection:** The story underscores the emotional connection buyers seek with a property. By staging his home, Sammy made it easier for the buyer family to imagine building their own life and memories there.

**Rewarding Outcomes:** Sammy's successful and profitable sale, fueled by his staging efforts, highlights the tangible benefits of presenting a home in its best light, leading to rewarding outcomes for both sellers and buyers embarking on new adventures.

## Strategies To Stage Your Home

In the competitive real estate market, making your home stand out to potential buyers is crucial. Home staging, a strategic effort to make a house as visually appealing as possible, plays a pivotal role in this endeavor. This chapter explores the essence of home staging, its undeniable benefits, and practical steps to stage your home successfully, ensuring it commands top dollar and sells swiftly.

**The Philosophy Behind Home Staging:** Home staging transcends mere decluttering or decorating; it is an art and a science aimed at showcasing a home's best features while minimizing its flaws. The goal is to create an environment where potential buyers can envision themselves living, thereby making the property more desirable and marketable. Staging transforms your home into a welcoming, appealing space that speaks to the aspirations and emotions of buyers.

**The Proven Effectiveness of Staging:** Evidence supporting the efficacy of staging is compelling. Staged homes not only sell faster but often at higher prices, distinguishing themselves from non-staged counterparts in both online listings and physical showings. This effect was starkly illustrated in a case study involving two identical townhomes, where the staged home sold for \$25,000 more than the non-staged one, underscoring the tangible financial benefits of staging.

**Core Strategies for Effective Staging:** Staging a home for sale involves several key strategies, each designed to enhance the property's appeal to a broad audience of potential buyers.

**Neutralization and Depersonalization:** The goal is to create a blank canvas that buyers can imagine personalizing. Neutral paint colors, minimal personal items, and universally appealing decor help achieve this effect.

**Optimizing Space and Light:** Clutter is the enemy of perceived space. Removing unnecessary furniture and ensuring ample light can make rooms appear larger and more inviting.

**Functional Room Definitions:** Every space within the home should have a clear, appealing purpose. Transforming an unused nook into a cozy reading spot or a spare room into an office can add perceived value to your home.

**Emphasizing Key Areas:** Focus your staging efforts on the areas that matter most to buyers—the kitchen, living room, and master bedroom. These spaces often make or break a sale.

**Adding Emotional Touchpoints:** Minute details like fresh flowers, soft lighting, and tasteful artwork can subconsciously create an emotional connection with buyers, making the property more memorable.

#### **The Decision: DIY Staging vs. Hiring Professionals**

While some sellers may opt for DIY staging to save on costs, professional stagers bring a level of expertise and an objective eye that can significantly elevate a home's presentation. The choice between DIY and professional staging should consider factors such as budget, time constraints, and the competitive landscape of your housing market.

**Staying or Leaving During the Sale Process:** Sellers often grapple with whether to stay in their home while it's on the market. While vacant homes can be easier to show and keep in pristine condition, they may also inadvertently signal to buyers that the seller is in a hurry to sell, potentially affecting the sale price. The decision should balance practicality with the strategic presentation of the home.

## **Enhancing Curb Appeal**

**The Exterior Staging:** Staging isn't confined to the interior. First impressions are critical, making curb appeal an essential part of your staging strategy. An attractive exterior, from the landscaping to the front door's condition, sets the tone for the entire home showing experience.

**The Impact of Staging on Home Sales:** The goal of staging is to make a home appealing to the highest number of potential buyers, thereby selling the property more swiftly and at a higher price. Staging is an investment in the selling process, with a proven track record of delivering significant returns through enhanced visual appeal and strategic presentation.

#### **Conclusion**

Home staging is an indispensable tool in the seller's arsenal, a means of visually communicating the potential and value of a property to prospective buyers.

By carefully curating the home's appearance and optimizing its features, sellers can significantly impact the sale's outcome. Whether through DIY efforts or with the help of a professional, staging is a strategic move toward a successful and profitable home sale. In the competitive arena of real estate, a well-staged home is not just seen—it's sought after, paving the way for a rewarding sale experience.

# Chapter 12

## From Pitfalls to Profit: Navigating Common Seller Mistakes



## *From Missteps to Mastery: Navigating the Real Estate Journey*

*In the market's maze, where sellers tread, Mistakes are stones where wisdom's led.  
Each misstep, a lesson, a milestone, On the path to sales successfully sown.*

### *The Pricing Path: A Delicate Dance*

*Not whispers nor wishes, but data's stance,  
Guide the price, let CMA enhance. Too high, it sits; too low, equity's chance,  
Find the balance, give your home its best glance.*

### *The Pitfalls of Price, a Warning Clear*

*A high start may leave buyers in rear, The market's first hours, oh so dear,  
Price it right, let interest appear, and avoid the blues of pricing's frontier.*

### *Emotion's Price, a Cost Too Steep*

*Our homes, in our hearts, a love so deep, But market's eyes, a different sweep,  
Value in data, not sentiment's leap, Fair pricing, the reward you'll reap.*

### *Beyond the Tag: Strategy's Role*

*Qualify buyers, make that your goal, Time wasted, a heavy toll.  
Invisible sellers, a successful stroll, Let the home speak, let its story unfold.*

### *Offers Swift, a Sign to Heed*

*Early bids, not always greed, First offers, sometimes lead.  
Quick acceptance, a successful deed, Market's whisper, its advice, do heed.*

### *The Digital Stage: A Home's First Show*

*Online allure, where first interests grow, Professional photos, a vital bow.  
Social platforms, let your listing glow, A digital presence, sales seeds to sow.*

### *Closing's Course, Anticipate*

*Costs and fees don't underestimate. Knowledge and planning, your profit's gate.  
Stay level, emotions don't inflate, A smooth closing, your efforts culminate.*

### *Mistakes to Milestones, Wisdom's Key*

*Each error, a step to selling spree, Learn, adapt, in real estate's sea.  
Savvy sellers, the lesson's decree, In mistakes, the path to victory.*

# Benjamin's Cave:

## A Bear's Journey Through the Real Estate Thicket



In the tranquil town of Greenwood, nestled between rolling hills and whispering forests, lived a wise and friendly bear named Benjamin. Benjamin had lived in his cozy cave at the edge of Greenwood for many years, filling it with treasures and memories from his adventures. But as the seasons changed, so did Benjamin's desire for a new adventure, prompting him to sell his beloved cave and explore beyond the hills.

However, selling a home in Greenwood was no small feat, especially for a bear with no experience in the art of real estate. Determined to succeed, Benjamin set out to prepare his cave for sale, only to find himself entangled in a thicket of common seller mistakes.

### **The Tale of Guessing vs. Researching**

Benjamin's first misstep was setting the price of his cave based on what his neighbor, Larry the Lynx, believed his den was worth. Without research or understanding the unique qualities of his own home, Benjamin priced his cave too high, scaring away potential buyers and leaving his home to sit on the market, growing stale and overlooked.

### **The Misadventure of Hiring a Realtor from Highest-Price Suggestion**

In his quest to find the perfect agent to sell his cave, Benjamin was swayed by Harry the Hawk, who promised a sky-high price for the cave, much higher than other agents suggested. Benjamin soon realized that Harry's promises were empty, based on inflated estimates rather than the true value and potential of Benjamin's home.

### **The Snare of Subjective Pricing**

Caught in the snare of subjective pricing, Benjamin found it difficult to detach his personal feelings from the true value of his cave. Each corner held a memory, each scratch on the wall a story. This emotional attachment clouded his judgment, leading him to price his home based on sentiment rather than market value, further complicating his sale.

### **The First Day High-Price Blues**

Excited to list his cave, Benjamin set an ambitious price from the start, dreaming of the wealth it would bring. But as days turned to weeks with no interest, Benjamin learned the hard way that an unrealistic initial price could deter potential buyers, making his home seem less desirable the longer it lingered unsold.

### **The Folly of Un-rushed High Pricing**

Not in a hurry to sell, Benjamin thought he could test the waters with a high price, only to find the market did not wait for him. As other homes in Greenwood sold, Benjamin's cave remained, a monument to missed opportunities and a market that moved on without him.

### **Learning from Benjamin's Journey**

Word of Benjamin's misadventures spread throughout Greenwood, turning his tale into a parable of caution and wisdom for all potential home sellers. The animals of the town learned the importance of pricing a home based on careful research and market realities rather than guesswork and emotional attachments. They saw the value in choosing a real estate agent for their ability and market knowledge, not just their promises of unreasonable prices.

As for Benjamin, his story did not end at the edge of Greenwood. With lessons learned and a humble heart, he adjusted his approach, pricing his cave thoughtfully and partnering with a skilled badger named Betty, known for her honesty and market savvy. Together, they presented the cave not just as a space but as a potential home, highlighting its cozy corners and inviting warmth.

In time, Benjamin's cave found its new owner, a young deer family looking for their first home. The sale was a success, not just in the silver coins Benjamin tucked into his traveling bag, but in the knowledge, he gained and shared with his neighbors. Benjamin's journey taught him that patience, research, and a clear-eyed view of reality were more valuable than any overpriced listing could ever be.

With his cave now in the loving care of its new owners, Benjamin set off on his new adventure, his heart light and his spirit enriched by the experiences he'd gathered. The deer family, in turn, cherished the cave, filling it with love, laughter, and memories of their own.

**The parable of Benjamin's journey became a cornerstone of wisdom in Greenwood.** It reminded everyone that while selling a home might be fraught with challenges and emotions, approaching the process with knowledge, honesty, and a willingness to learn from mistakes could lead to not just a successful sale, but a journey of personal growth and understanding.

And so, Benjamin's story lived on, a tale of caution, learning, and ultimately, success, echoing through the forests and meadows of Greenwood. It served as a guiding light for all those embarking on the journey of selling their homes, ensuring they tread a path informed by wisdom rather than stumbling through the pitfalls of common mistakes.

As Benjamin explored new horizons beyond the rolling hills, he often looked back on his home-selling adventure with a sense of pride and accomplishment. He had not only managed to navigate the complexities of the real estate market but had also helped his friends and neighbors avoid the same pitfalls. In doing so, Benjamin had become more than just a bear who sold his cave; he had become a legend in Greenwood, a symbol of perseverance, learning, and the power of shared knowledge in building a community where everyone thrives.

## Key Takeaways

**Research Over Guesswork:** Benjamin's initial mistake of pricing his cave based on hearsay rather than market research highlights the importance of informed decision-making in real estate transactions.

**The Peril of Overpricing:** Setting the price too high from the start, based on emotional value rather than market reality, can deter potential buyers and lead to a property lingering unsold.

**Choosing the Right Realtor:** The tale underscores the importance of selecting a real estate agent based on their expertise, honesty, and understanding of the market, rather than promises of unrealistically unreasonable prices.

**Detachment from Emotional Pricing:** Benjamin's journey teaches the value of separating personal sentiments from the objective value of the property, ensuring pricing strategies are aligned with market conditions and not clouded by memories.

**The Impact of High Initial Pricing:** The story shows how an unrealistic initial price can harm the sales prospects, making the property less appealing over time as it remains on the market.

**Market Dynamics:** Benjamin's experience serves as a reminder that the real estate market is dynamic, and sellers cannot afford to test the waters with high pricing, expecting the market to wait for them.

**Correcting Course for Success:** The narrative shows that adjusting strategies, such as reevaluating the price and partnering with a knowledgeable agent, can lead to a successful sale, even after initial setbacks.


**The Power of Presentation:** Highlighting the cozy and inviting aspects of the property effectively can attract the right buyers, emphasizing the importance of presenting the home in a way that showcases its potential.

**Lessons in Humility and Learning:** Benjamin's story is a parable about the value of humility, the willingness to learn from mistakes, and the importance of sharing knowledge to help others avoid similar pitfalls.



**Community and Personal Growth:** The tale concludes with the notion that navigating the complexities of selling a home extends beyond financial success, contributing to personal growth and the enrichment of the community's collective wisdom.

## Turning Mistakes into Milestones



### **A Seller's Guide to Mastering the Market:**

In the world of home selling, the path to closing day is often strewn with pitfalls that can trip up even the most seasoned sellers. But fear not, for every mistake made is a lesson learned, paving the way to a more successful sale. This chapter, inspired by insights from Steve Schappert, aims to navigate you through common missteps in pricing and listing your home, transforming potential pitfalls into powerful lessons for securing the best deal.

### **Pricing Pitfalls: The Art of Getting It Just Right**

**Guesswork over Research:** The allure of setting a price based on neighborly whispers or dreaming is strong but misguided. An overpriced home is a stagnant home, sitting idly by as potential buyers pass it over for more reasonably priced options. Conversely, underpricing can expedite a sale but at the cost of your hard-earned equity. The solution lies in the science of the Comparative Market Analysis (CMA), a tool that uses real data to guide your pricing strategy, ensuring your home is priced in harmony with the market and its true value.

**The High-Price Honeymoon:** Pricing your home too high in the hopes of leaving room for negotiation can backfire, leaving your listing to languish and lose appeal. The golden hours of your home's market debut are fleeting; price it right from the start to capture interest and avoid the dreaded "first-day high-price blues."

**Emotional Economics:** Sentimentality can inflate your sense of your home's worth, but to the market, emotional value translates to zero dollars. Stripping away the emotional overlay and focusing on objective data will guide you to a fair, market-driven price.

### **Strategic Selling: Beyond the Price Tag**

**Qualifying Buyers:** Time is of the essence in real estate and wasting it on unqualified buyers can derail your sale. Leverage the expertise of a real estate professional to filter out those who are serious and financially prepared from those who are merely browsing.

**The Invisible Seller:** During showings, your presence can cast a shadow over potential buyers' ability to envision themselves in the space. Step away and let your home speak for itself, allowing buyers the freedom to fall in love with it on their terms.

**Early Offers, Early Success:** A swift offer is often mistaken for a lowball attempt, leading sellers to hold out for better, only to find that the first offer was the best they'd get. Recognize the value in a quick bid; it may just be the market's way of telling you you've priced perfectly.

**Marketing Mastery:** In the age of digital dominance, a home's online presence is its first showing. High-quality photos and a compelling listing can set the stage for success, drawing in buyers with visuals that promise a life within your walls. Investing in professional photography and maximizing online exposure through social media and real estate platforms can elevate your home from listed to loved.

## Navigating the Closing Course

- **Anticipating the Endgame:** The allure of the final sale price can blind sellers to the closing costs that await. From legal fees to realtor commissions, being unprepared for these expenses can eat into your profits. Knowledge is power; understanding and planning for these costs will ensure you walk away with a clear picture of your financial gain.
- **Emotions at Bay:** Selling your home is a transaction, but for many, it's also an emotional journey. Staying level-headed, especially during negotiations and inspections, is crucial. Every critique is not a personal attack but a step toward closing the deal.

## Transforming Mistakes into Milestones

The journey to a successful home sale is fraught with potential missteps, but with the right knowledge and preparation, these pitfalls become invaluable learning opportunities. By understanding and avoiding common mistakes, you can price your home strategically, market it effectively, and navigate the closing process with confidence. Remember, in the competitive arena of real estate, the savvy seller is not the one who never errs but the one who learns, adapts, and triumphs.

**The High-Price Honeymoon:** Pricing your home too high in the hopes of leaving room for negotiation can backfire, leaving your listing to languish and lose appeal. The golden hours of your home's market debut are fleeting; price it right from the start to capture interest and avoid the dreaded "first-day high-price blues."

**Emotional Economics:** Sentimentality can inflate your sense of your home's worth, but to the market, emotional value translates to zero dollars. Stripping away the emotional overlay and focusing on objective data will guide you to a fair, market-driven price.

### Strategic Selling: Beyond the Price Tag

**Qualifying Buyers:** Time is of the essence in real estate and wasting it on unqualified buyers can derail your sale. Leverage the expertise of a real estate professional to filter out those who are serious and financially prepared from those who are merely browsing.

**The Invisible Seller:** During showings, your presence can cast a shadow over potential buyers' ability to envision themselves in the space. Step away and let your home speak for itself, allowing buyers the freedom to fall in love with it on their terms.

**Early Offers, Early Success:** A swift offer is often mistaken for a lowball attempt, leading sellers to hold out for better, only to find that the first offer was the best they'd get. Recognize the value in a quick bid; it may just be the market's way of telling you you've priced perfectly.

**Marketing Mastery:** In the age of digital dominance, a home's online presence is its first showing. High-quality photos and a compelling listing can set the stage for success, drawing in buyers with visuals that promise a life within your walls. Investing in professional photography and maximizing online exposure through social media and real estate platforms can elevate your home from listed to loved.

## Navigating the Closing Course

**Anticipating the Endgame:** The allure of the final sale price can blind sellers to the closing costs that await. From legal fees to realtor commissions, being unprepared for these expenses can eat into your profits. Knowledge is power; understanding and planning for these costs will ensure you walk away with a clear picture of your financial gain.

**Emotions at Bay:** Selling your home is a transaction, but for many, it's also an emotional journey. Staying level-headed, especially during negotiations and inspections, is crucial. Every critique is not a personal attack but a step toward closing the deal.

# Chapter 13

## Learning from the Best: Extracting Gems from Others' Selling Experiences



## *Legacies of the Ledger: Navigating the Real Estate Odyssey*

*In the realm of real and vast, where homes and dreams are tightly cast,  
Lies wisdom in the tales of old, in selling stories, bravely told.*

*From each experience, a light is shed, on paths where countless feet have tread.  
A beacon for the ones to come, In real estate's unending hum.*

*Embrace the tales, both bold and deep, of markets climbed and hillsides steep.  
For in each story, lies a key, to unlock success's mystery.*

*Not just in triumphs do we learn, But in the stumbles and the turns.  
Each failure, a lesson clear, guiding us to persevere.*

*Seek the voices far and wide, From urban sprawl to countryside.  
Each perspective, rich and rare, offers insight beyond compare.*

*Practical tips, like gems, unearth, Strategies of proven worth.  
In marketing, staging, deals concise, Find the tactics to entice.*

*But remember, as you chart your course, to adapt with gentle force.  
For no two homes are quite the same, In this ever-changing game.*

*Reflect, adapt, and then proceed, With wisdom from the past as creed.  
In others' paths, a guide you'll find, to sell with peace of mind.*

*So, heed the tales of those before, Their successes, failures, sore.  
For in their journeys, shared and vast, Lies the guide to sell your cast.*

# Orville's Oak: The Wise Owl's Quest in the Real Estate Maze



**In the enchanting forest of Evergreen**, where trees whispered secrets of old and streams sang melodies of wisdom, lived a wise old owl named Orville. Orville had lived in his cozy oak tree for many moons, but the time had come for him to seek a quieter branch in the quieter part of the forest. To do this, Orville decided to sell his beloved oak.

Orville was known far and wide for his wisdom and knowledge, yet the realm of real estate was a maze even he found daunting. Determined to succeed, he embarked on a journey to sell his oak, armed with the tales of those who had ventured before him.

### **The Tale of the Hasty Hare**

Orville's first lesson came from the tale of the Hasty Hare, who, in his rush to sell, priced his burrow without understanding its true value. The Hare based his price on what his neighbor, the Squirrel, believed his tree was worth. The burrow sold quickly, but for far less than its worth, leaving the Hare with regrets and a lighter pouch of gold. Orville learned that research and understanding the true value of his oak were crucial in setting the right price.

### **The Story of the Proud Peacock**

Next, Orville recalled the story of the Proud Peacock, who chose his agent simply because they flattered him with promises of a grand price for his splendid nest. The Peacock's pride clouded his judgment, leading to a price that was higher than the nests around him. Months passed with no offers, and the Peacock's nest became a tale of caution. Orville realized the importance of choosing a real estate agent based on their knowledge and honesty, rather than flattering promises.

### **The Parable of the Sentimental Swan**

The Sentimental Swan taught Orville the dangers of emotional pricing. The Swan had loved her lake and priced her nest not for its market value but for the cherished memories she held. Her nest sat unsold, as others around her found new owners. Orville understood that sentimentality had no place in pricing. His oak needed to be priced objectively, based on the market and not his fond memories.

**The Fable of the Greedy Gopher:** Orville then pondered the fable of the Greedy Gopher, who, not in a hurry to sell, tested the market with an inflated price. As the seasons changed, the market shifted, leaving the Gopher's tunnel the most expensive and least desirable. From this, Orville learned the peril of overpricing and the importance of adapting to the market.

Armed with these tales, Orville approached the sale of his oak with a new perspective. He researched to understand its true value, chose an agent for their market wisdom, priced his oak objectively, and remained flexible to the whispers of the market. In time, a young owl family, seeking their first branch, fell in love with Orville's oak. It was priced just right, presented honestly, and Orville's wisdom shone through, making it the most desirable home in Evergreen.

Orville's journey became a legendary parable in Evergreen, teaching future sellers the virtues of patience, research, honesty, and objectivity. And as Orville settled into his quieter branch, he smiled, knowing his old oak had found the perfect new owners, thanks to the lessons learned from the best (and worst) in Evergreen's real estate tales.

## **Key Takeaways**

**Choosing the Right Agent:** The story of the Proud Peacock emphasizes the need to select a real estate agent based on their expertise and honesty rather than being swayed by flattery or unrealistic promises.

**Objective Pricing Over Sentiment:** The Sentimental Swan's parable teaches sellers the importance of setting a price based on market value rather than personal sentiments or memories attached to the property.

**Market Awareness and Flexibility:** The fable of the Greedy Gopher illustrates the dangers of overpricing and the importance of staying adaptable to market trends and conditions to avoid making a property undesirable.

**Patience and Strategy:** Orville's journey shows that patience and a well-thought-out strategy, informed by lessons from past sellers' experiences, are key to successfully selling a property.

**The Importance of Presentation:** Orville's oak became the most desirable home in Evergreen by being presented honestly and priced correctly, highlighting the significance of how a property is showcased to potential buyers.

**Learning from Others' Mistakes:** By observing the outcomes of other sellers' approaches, Orville was able to avoid common pitfalls and make informed decisions in the sale of his oak.

**Community Learning:** Orville's successful sale, rooted in wisdom and strategic planning, becomes a valuable lesson for the Evergreen community, underscoring the collective benefits of sharing knowledge and experiences.

**Emotional Detachment:** The narrative reinforces the idea that sellers need to detach themselves emotionally from their properties to make rational and effective selling decisions.

**Legacy of Wisdom:** Orville's story, enriched with wisdom and successful outcomes, leaves a legacy in Evergreen, serving as a guiding light for future sellers and showing that the right approach to real estate can lead to fulfilling transactions for both sellers and buyers.

## Learning from the Best (and Worst): Navigating the Perils of Home Selling.



In the realm of real estate, the path to a successful home sale is fraught with potential pitfalls. Drawing from the collective wisdom—and missteps—of countless sellers, this chapter aims to guide you through the labyrinth of selling your home, ensuring you emerge victorious and wealthier on the other side. Steve Schappert's insights into the common and costly errors made by sellers serve as our compass, illuminating the way forward with clarity and caution.



### **The Art of Pricing: A Delicate Balance**

The most perilous of traps in home selling is the mispricing of your property. A tale as old as time tells of sellers who, in their haste or ignorance, set their home's price based on neighborly whispers or wishful thinking. Such was the fate of a family who, unaware of their land's true potential, sold acres of gold for pennies, leaving a fortune unclaimed. This story underscores the paramount importance of research and the use of Comparative Market Analysis (CMA) in setting a price that reflects your home's true worth.

### **The Bank's Blunder: A Lesson in Assumptions**

Even institutions as formidable as banks are not immune to the pitfalls of the real estate market. Consider the bank that, by refusing to entertain early offers and then underpricing a unique property, facilitated its own significant loss. This cautionary tale reveals the dangers of rigidity and the value of flexibility and market awareness in securing the best possible outcome for your property.

### **The Crucial First Days: Timing is Everything**

The early days of your listing are the most critical, a window of opportunity that, if missed, may never reopen. Tim and Sue's experience illustrates the hazards of not adapting to a shifting market. Their inability to adjust their price in response to competing listings transformed their home from a contender to the most overpriced option available, a stark reminder of the necessity of agility and responsiveness in pricing strategy.

### **The Power of Knowledge: Protecting Your Interests**

The real estate landscape is littered with stories of sellers who ventured forth unarmed with the necessary knowledge, only to fall victim to their own unpreparedness. From homeowners unknowingly sitting on a methamphetamine-contaminated property to sellers pressured into unfavorable deals by their own agents, these tales highlight the critical need for due diligence, research, and the selection of a trustworthy and competent real estate professional.

## **The Moral of These Stories**



The illustration symbolizes the journey of home selling, embodying the challenges and uncertainties faced along the way and the beacon of hope that knowledge, preparation, and strategic action provide. This visual metaphor captures the essence of navigating through the treacherous waters towards a successful and hopeful conclusion. What binds these narratives together is not just the thread of loss but the beacon of hope that knowledge, preparation, and strategic action provide. To navigate the treacherous waters of home selling successfully, one must:

- **Embrace Research:** Use CMA and professional advice to price your home accurately.
- **Be Flexible:** Adapt to the market's ebb and flow to avoid becoming the highest-priced or longest-listed home.
- **Select Wisely:** Choose a real estate agent based on their market knowledge, strategy, and integrity, not just their flattering price estimates.
- **Detach Emotionally:** View your home sale as a business transaction to make objective decisions.

Prepare for the Unseen: Anticipate and address potential issues before they become deal-breakers. By learning from those who have stumbled before us, we can tread more confidently on our journey to a successful home sale. Let these stories serve as your guide, steering you clear of common pitfalls and toward the triumphant sale of your home, ensuring that when the closing chapter of your selling saga is written, it is one of triumph and profitable wisdom.

## Learning from the Best: Extracting Gems from Others' Selling Experiences



In the diverse world of real estate, the shared experiences of others are like lighthouses guiding ships through a dark sea of uncertainty. Every seller's journey is a unique tale, but within these narratives lie universal truths and invaluable lessons. By examining the successes and missteps of those who've navigated the market before us, we can uncover gems of wisdom that illuminate our path to a successful sale. This blog post delves into the art of learning from others' selling experiences, highlighting how to distill actionable insights and apply them to our own real estate endeavors.

### **Embrace the Power of Storytelling**

Real estate is more than just transactions; it's a mosaic of human stories and emotional journeys. Sellers who share their experiences often offer more than just facts and figures; they provide a narrative that captures the essence of navigating the market's complexities. These stories can be a rich source of guidance, offering lessons on everything from pricing strategies to the emotional rollercoaster of the selling process. By listening to these stories, we can gain a deeper understanding of the market dynamics and the psychological aspects of selling a home.

### **Analyze Successes and Failures Alike**

In the realm of real estate, both triumphs and tribulations have their teachings. Successful sales showcase strategies that worked, highlighting effective pricing, marketing, and negotiation techniques. Conversely, tales of challenges and obstacles reveal common pitfalls to avoid, such as overpricing or neglecting home staging. By dissecting these outcomes, we can find patterns and principles that lead to favorable results, allowing us to replicate success and sidestep potential setbacks.

### **Seek Out Diverse Perspectives**

The real estate market is a tapestry of varying regional trends, property types, and buyer preferences. Therefore, it's beneficial to explore selling experiences from a broad spectrum of contexts. Listening to sellers from different markets can uncover insights applicable to our unique situation, whether we're selling a cozy suburban home or a sleek urban condo. This diversity in perspectives enriches our understanding and prepares us for the multifaceted nature of real estate sales.

### **Implement Practical Tips and Strategies**

Among the narratives of selling homes, practical tips and strategies often emerge—golden nuggets of advice that can be directly applied to our selling process. These may include innovative marketing tactics, staging ideas, or negotiation strategies. By adopting these proven approaches, we can enhance our home's appeal, attract more potential buyers, and ultimately secure a more favorable sale.

### **Reflect and Adapt**

As we absorb the lessons from others' selling experiences, it's crucial to reflect on our circumstances and adapt these insights accordingly. Every home, market, and seller are unique, requiring a tailored approach to the selling process. Use the wisdom gleaned from others as a foundation, but always consider how it aligns with your property, goals, and market conditions. Flexibility and adaptability are key to applying these lessons effectively.

### **Conclusion**

The journey of selling a home is both a personal and communal experience, enriched by the shared wisdom of those who've walked the path before us. By actively seeking out and learning from the experiences of other sellers, we can navigate the real estate market with greater confidence and insight. These stories and strategies, when thoughtfully applied, can transform our selling process, leading us toward a successful and rewarding sale. Let the experiences of others be your guide, and remember, every sale, no matter the outcome, is an opportunity to learn, grow, and succeed in the ever-evolving world of real estate.

# Chapter 14

## Market Like a Pro:

Insider Strategies to Showcase Your Home's True Worth



## *Wisdom and Strategies for the Real Estate Realm*

*In the realm of sales, a tale unfolds, guided by Steve Schappert, wisdom he holds.  
A journey of homes, potential untold, Strategies and insights, more precious than gold.*

*The Art of Strategic Upgrades, so bright, Not overhaul grand, but tweaks just right.  
A paint coat fresh, hardware's light, Energy-efficient bulbs, shining bright.  
Yet caution in kitchens, where costs might bite, Enhance, don't spend, to buyers' delight.*

*Embrace Minimalism, space maximize, Clutter, the enemy, before our eyes.  
Quality of space, a treasure that lies, A canvas for dreams, under open skies.  
Personal items, excess, we advise, Let go, showcase potential, let it rise.*

*The Fundamentals, a foundation strong, Roof, plumbing, and electrical, where they belong.  
HVAC systems, make them last long, Repairs and inspections, make your home strong.  
A secure investment, in the buyers' throng, not a gamble, but a song.*

*Pricing, the keystone, delicate and fine, A balance of art, in the market's line.  
Aspirational, yet realistic, a sign, Influenced by trends, a strategy divine.  
A Comparative Market Analysis, align, Attracting the right buyers, with a design.*


*Visual Marketing, a spotlight's grace, First showings online, a digital space.  
Professional photos, a buyer's embrace, Virtual tours, floor plans, a detailed trace.  
Social media, real estate portals, a chase, Ensuring broad reach, a competitive race.*

*Seasonality and Timing, myths to unfurl, Life's changes, around which the market swirl.  
Readiness, the key, as plans unfurl, Preparation, presentation, a strategy pearl.  
Not calendar months, but readiness to twirl, Success determined, as your plan whirl.*

*Ten Powerful Tools, marketing's might, From digital presence to social media's light.  
Content marketing, email insights bright, Virtual tours, networking, a flight.  
Customer reviews, online advertising's height, Community involvement, an interactive site.*

*Conclusion, a pro's journey at last, Insight, preparation, strategies vast.  
Knowledge, not just power, but a blast, in real estate's realm, profits amassed.  
Selling your home, a sail's mast, Success and triumph, holding fast.*

## The Baker's Recipe for Success: Layering Marketing with Heart



**Once in the bustling village of Meadowview**, there lived a talented baker named Ella. Ella's bakery, "Sweet Whispers," was known everywhere for its mouthwatering pastries and warm, inviting atmosphere. However, as the village grew, so did the competition. New bakeries sprang up, each boasting its own special treats and charming décor. Ella knew she needed to stand out, not just as a baker, but as a savvy marketer to keep her beloved bakery thriving.

Ella's first step was to observe her bakery with fresh eyes, identifying what made "Sweet Whispers" unique. She realized that her secret ingredient wasn't just in her recipes but in how she presented them. Just as she

carefully layered the flavors in her famous berry tarts, she decided to layer her marketing efforts for maximum impact.

**Strategic Upgrades:** Ella began by refreshing the bakery's facade, painting the door in a bright, welcoming color, and polishing the vintage handle until it gleamed. Inside, she rearranged the seating to create more open space, making the bakery feel larger and more inviting. These simple changes were Ella's way of staging her bakery for success, proving that small, thoughtful upgrades could create a big impression.

**Embracing Minimalism:** Next, Ella decluttered the display counters, choosing to showcase a select variety of pastries each day. This not only made each treat stand out but also made the choices easier for her customers. The bakery now felt like a gallery, where each pastry was a piece of art, inviting customers to imagine the taste and delight of each bite.

**The Fundamentals Are Non-Negotiable:** Ella knew that no amount of marketing could make up for a subpar product. She committed to using only the finest ingredients and regularly serviced her baking equipment to ensure everything ran smoothly. This commitment to quality was a key message in her marketing, reassuring customers that they were getting the best every time they visited "Sweet Whispers."

**Visual Marketing:** Ella recognized the power of a picture to tell a story. She hired a local photographer to capture the essence of her bakery and its offerings. These stunning photos were shared on social media, along with stories about the inspiration behind each pastry. Ella's bakery wasn't just selling treats; it was selling an experience, a slice of happiness wrapped in the warmth of the village.

**Seasonality and Timing:** Instead of worrying about the "right" time to market, Ella embraced the rhythm of the village. She created special treats for local festivals and celebrated the changing seasons with her menu. This approach kept "Sweet Whispers" relevant and exciting all year round, drawing in customers eager to see what Ella had in store for them next.

In time, "Sweet Whispers" flourished like never before. Customers were drawn not just by the delicious pastries but by the story Ella told through her strategic marketing. They felt connected to the bakery in a way that went beyond mere transactions; they were part of its story, its success.

Ella's journey taught the villagers of Meadowview an invaluable lesson: marketing like a pro isn't about the loudest advertisement or the flashiest display. It's about knowing your strengths, presenting them thoughtfully, and connecting with your customers in a way that leaves a lasting impression. In the end, Ella's bakery didn't just survive the competition; it set a new standard for what it means to market with heart.

## Key Takeaways

**Research and Valuation:** Orville's story highlights the critical importance of conducting thorough research and understanding the true value of a property before setting a price, as seen through the tale of the Hasty Hare.

**Strategic Presentation:** Ella's approach to refreshing the bakery's facade and interior layout emphasizes the importance of first impressions and strategic presentation in attracting customers.

**The Power of Minimalism:** By decluttering her display and focusing on showcasing a select variety of pastries, Ella demonstrates that simplicity and focus can enhance the customer experience and make products stand out.

**Commitment to Quality:** Understanding that marketing efforts are futile without a solid product, Ella's dedication to using the finest ingredients and maintaining her baking equipment underscores the fundamental role of product quality in successful marketing.

**Leveraging Visual Marketing:** Ella's use of professional photography and storytelling on social media illustrates the effectiveness of visual marketing in telling a compelling story about a business and its products, engaging customers on an emotional level.

**Embracing Seasonality:** By aligning her product offerings with the rhythm of the village and its seasonal festivals, Ella shows how staying relevant and responsive to the community and its traditions can enhance business appeal and customer loyalty.

**Creating an Experience:** Ella's efforts transformed "Sweet Whispers" from just a bakery into a destination offering an experience, showcasing how businesses can differentiate themselves by selling not just a product, but an experience.

**Building a Connection with Customers:** Through strategic marketing and storytelling, Ella fosters a deep connection with her customers, making them feel like part of the bakery's story and success, which is key to building lasting customer relationships.

**Adaptability and Innovation:** Ella's journey highlights the importance of being adaptable and continuously innovating in response to competition and changing market dynamics to keep a business thriving.

**Marketing with Heart:** The story of "Sweet Whispers" illustrates that effective marketing is about more than just promotional tactics; it's about marketing with heart, authenticity, and a genuine connection to customers.

**Setting New Standards:** By focusing on her strengths and connecting thoughtfully with her customers, Ella not only survives the competition but sets new standards for marketing in her community, proving that thoughtful, quality-driven marketing can lead to sustained success.



# Market Like a Pro to Earn Like a Pro



**Welcome to the pivotal chapter of our journey**, where we translate your home's hidden potential into tangible profits. I'm Steve Schappert, your guide through the maze of maximizing your home sale. This chapter isn't just about selling; it's about selling smart, fast, and for the right price. We've dissected the complexities of real estate transactions and distilled them into actionable advice. Now, let's dive deeper into strategies that not only enhance your home's appeal but also ensure your bank account reflects your savvy.

## **The Art of Strategic Upgrades**

Upgrading your home for sale doesn't mean a complete overhaul. Strategic, cost-effective improvements can significantly boost your home's market value. Remember, it's not about the grand gestures but the smart tweaks: a fresh coat of paint, updated hardware, or energy-efficient lighting can make your home stand out. However, major renovations like kitchen overhauls should be approached with caution. The goal is to enhance, not to embark on a costly venture that offers limited returns.

## **Embrace Minimalism, Maximize Space**

The charm of your home lies not in the quantity of your belongings but in the quality of the space itself. Clutter is the enemy of perceived value. Clearing out personal items and excess furniture isn't about stripping away your home's character—it's about showcasing its potential. A spacious, well-organized home invites buyers to imagine their own lives unfolding within its walls. It's about creating a canvas for their dreams, not displaying yours.

## **The Fundamentals Are Non-Negotiable**

Before beautification comes rectification. Addressing the essentials—roof integrity, plumbing, electrical systems, and HVAC—is paramount. These aren't just repairs; they're assurances to potential buyers of the home's soundness. Overlooking these fundamentals can derail sales or lead to post-inspection price haggling. A preemptive approach, coupled with professional inspections, positions your home as a secure investment, not a gamble.

### **Pricing: The Keystone of Your Sale**

Setting the right price is an art form. It's a delicate balance between aspirational and realistic, influenced by market trends, comparable property prices, and the unique attributes of your home. Overpricing can lead to stagnation, while underpricing can undervalue your property's worth. A Comparative Market Analysis (CMA) is invaluable, providing a data-driven foundation for your pricing strategy. The right price attracts the right buyers, catalyzing a swift, profitable sale.

### **Visual Marketing: Your Home in the Spotlight**

In the digital age, your first showing happens online. High-quality, professional photographs are your frontline warriors in the battle for buyers' attention. They transcend mere images; they're invitations, glimpses into the life that awaits within your home's walls. Beyond photos, virtual tours and detailed floor plans enrich the narrative, offering an immersive experience. Online exposure is crucial, spanning from real estate portals to social media platforms, ensuring your home reaches a broad, targeted audience.

### **Seasonality and Timing: Myths and Realities**

The myth of the "right season" to sell is just that—a myth. Life's changes don't adhere to a calendar. Buyers are constantly entering the market, driven by personal milestones rather than the season. While certain times of the year may see increased activity, the right time to sell is when you're ready. Preparation, presentation, and pricing are the true determinants of a successful sale, not the month on the calendar.

## **Top Ten Most Powerful Real Estate Marketing Tools**

Effective marketing strategies are crucial for success in the competitive real estate industry. Here are ten powerful techniques that can help real estate professionals attract more clients, close more sales, and build a strong brand presence:

1. **Digital Presence and SEO:** Facebook Marketplace is the most powerful tool on the planet. Develop a professional website and optimize it for search engines to ensure potential clients find you online. Include listings, client testimonials, and valuable content related to real estate buying, selling, and investment.
2. **Social Media Marketing:** Utilize platforms like Instagram, Facebook, LinkedIn, and Twitter to share listings, customer success stories, and engaging content that highlights your expertise and local market knowledge.
3. **Content Marketing:** Produce high-quality, informative content that addresses the needs and questions of your target audience. Blogs, videos, e-books, and infographics can help establish you as a thought leader in the real estate field.
4. **Email Marketing:** Build a mailing list to send out newsletters, market updates, exclusive offers, and personalized property suggestions. Segment your audience for more targeted and effective campaigns.
5. **Virtual Tours and High-Quality Photography:** Offer virtual tours and use professional photography to showcase properties in the best light possible. This can significantly increase interest and engagement from potential buyers.
6. **Networking and Partnerships:** Build relationships with local businesses, community organizations, and other real estate professionals to expand your referral network and collaborate on marketing efforts.
7. **Customer Reviews and Testimonials:** Encourage satisfied clients to leave positive reviews online and use their testimonials in your marketing materials. Word of mouth is incredibly powerful in real estate.
8. **Targeted Online Advertising:** Use online advertising tools to target potential clients based on their interests, behavior, location, and more. Platforms like Google Ads and Facebook Ads offer sophisticated targeting options.

9. **Local Sponsorships and Community Involvement:** Sponsor local events, sports teams, or charities to increase brand visibility and show your commitment to the community.
10. **Interactive Tools and Calculators:** Provide value to your website visitors with interactive tools like mortgage calculators, home affordability calculators, or property valuation tools. These resources can help engage potential clients and generate leads.

Implementing these techniques requires a strategic approach tailored to your specific market and audience. Consistency, quality, and a focus on providing value are key to making the most of these powerful marketing strategies in the real estate industry.

### **Conclusion: Selling Like a Pro**

Selling your home is a journey that demands insight, preparation, and strategic action. This chapter has equipped you with the knowledge to navigate the complexities of the real estate market confidently. By focusing on strategic upgrades, pricing wisely, and using the power of visual marketing, you can transform the sale of your home from a daunting challenge into a triumphant success. Remember, in the world of real estate, knowledge isn't just power—it's profit.

# Marketing Your Home Checklist

Effective marketing is crucial to attract potential buyers and secure the best possible offer for your home. This checklist provides tips for creating compelling listing descriptions, capturing high-quality photos, and using both digital and traditional marketing avenues to showcase your property.

## Preparing Your Listing

- **Highlight Key Features:** Find and list the unique selling points of your home, such as location, architectural style, renovations, and amenities.
- **Craft a Compelling Description:** Write a captivating and clear description that highlights your home's best features, focusing on what makes it stand out.
- **Set the Right Price:** Research your local real estate market to price your home competitively. Consider a professional appraisal for accuracy.

## Photography and Video

- **Professional Photos:** Hire a professional photographer to take high-quality, well-lit photos of your home's interior and exterior.
- **Virtual Tour:** Create a virtual tour or video walkthrough to give online viewers a more immersive experience.
- **Stage Your Home:** Clean and declutter each room. Consider professional staging to make spaces more appealing in photos and videos.

## Digital Marketing Strategies

- **Online Listings:** List your home on popular real estate websites and platforms. Ensure your listing is complete with photos, a detailed description, and contact information.
- **Social Media:** Share your listing on social media platforms, including Facebook, Instagram, and Twitter, to reach a broader audience.
- **Email Campaigns:** Send out an email blast to your network and potential buyers' lists provided by your real estate agent.
- **Traditional Marketing Techniques**
- **Yard Sign:** Place a professional "For Sale" sign in your yard with contact information for inquiries.
- **Print Flyers and Brochures:** Create attractive flyers or brochures with photos and details of your home to distribute in your community and open houses.
- **Local Newspapers:** Consider placing an ad in local newspapers or community bulletins for added exposure.

## Hosting Open Houses and Showings

- **Schedule Open Houses:** Plan and advertise open houses to welcome potential buyers to tour your home.
- **Prepare for Showings:** Keep your home clean and ready for showings at any time. Create a welcoming atmosphere with good lighting and fresh scents.
- **Collect Feedback:** Request feedback from visitors during open houses and showings to make any necessary adjustments to your marketing strategy or home presentation.

## Leveraging Your Real Estate Agent

- **Marketing Plan:** Work with your real estate agent to develop a comprehensive marketing plan tailored to your home and target market.
- **Networking:** Use your agent's network to reach potential buyers who may be interested in a home like yours.
- **Follow Up:** Ensure your agent follows up with interested parties promptly to keep the momentum going.

By following this checklist, you can maximize your home's visibility, attract serious buyers, and move closer to a successful sale. Effective marketing combines attention to detail, creativity, and strategic planning to display your home in its best light.

# Chapter 15

## Buyer Magnetism:

Strategies to Attract and Secure Profitable Buyers



# *Digital Quest for Home:* *Steve Schappert's Epic Guide to Selling in the Social Age*

*In realms of market and home, a task daunting now unfolds,  
To find a buyer keen and bold, a tale in verse now told.  
With pricing keen and tech's embrace, the quest begins with pace,  
For buyers lurk in cyberspace, a chase that we now face.*

*Steve Schappert, sage of sale, with pages wide and vast,  
On social streams his tales regale, his reach is unsurpassed.  
"Zillow's views, a modest score, but social seas explore,  
Where thousands glance and one impleres, a contract at our door."*

*The Realtors' guild, with survey in hand, declares with bold assertion,  
That web and agent, both so grand, are buyers' main excursion.  
With strategies, twenty-five in all, a guide to sellers' call,  
To match a home with dreams so tall, and make the sale enthrall.*

*First, tailor sites to wishes keen, where schools and life convene,  
And YouTube tours, a visual scene, where living's not just seen.  
On social waves, your home displayed, in tweets and pins relayed,  
And apps and boards, the groundwork laid, where buyers' eyes are swayed.*

*Open houses, welcomes warm, to let the curious swarm,  
And local shops, a flyer storm, where community norms transform.  
Emails fly, with details rich, and virtual staging's pitch,  
Direct mails try to find the niche, where buyer's interest twitch.*

*Schools and community, partners in your quest,  
With events and investors, your home is dressed the best.  
SEO and designers, your home's appeal is pressed,  
In photos, tours, and seminars, your efforts never rest.*

*Relocation ties, a website of your own, Clubs and groups, in interest zones,  
Incentives sweet, and features shown, in eateries, your home is known.  
Past prospects, once again they roam, in your narrative, interest is sown.*

*This epic quest, a blend of art and science, where diligence meets defiance,  
To find a buyer, a match, a reliance, in this, the ultimate alliance.  
For home is more than bricks and stance, it's dreams, and life's advance,  
And through these verses, we enhance, the tale of home's romance*

## Eli's Enlightenment: Mastering the Art of Selling in Meadowfield



**In the vibrant land of Meadowfield**, known for its lush landscapes and bustling marketplaces, there lived a skillful potter named Eli. Eli crafted the most exquisite pottery in the land, each piece a testament to his dedication and artistry. However, despite his talents, Eli found himself struggling to sell his pottery, watching as less skilled potters seemed to flourish.

One day, Eli decided to seek the wisdom of the wise sage, Schappert, known across the lands for his unparalleled understanding of the market's ways and the use of magical tools known as Strategic Pricing and Aggressive Marketing.

Schappert welcomed Eli into his abode, a place filled with scrolls of knowledge and mystical devices connecting him to every corner of Meadowfield. Eli shared his woes, puzzled by his inability to find buyers for his pottery. Schappert listened intently and then spoke, "Eli, the art of selling your pottery is much like planting a seed. You must know the right season to plant, ensuring it gets enough sunlight and water to grow. Similarly, understanding the true value of your pottery and positioning it in the market correctly is key. This is what we call Strategic Pricing."

Eager to learn, Eli nodded as Schappert continued, "However, knowing the value of your pottery is just the beginning. You must also tell the world of its beauty and worth. This is where the magic of Aggressive Marketing comes into play."

Schappert revealed his secret - he managed over 400 magical portals, similar to the townsfolk's Facebook pages and groups, through which he could showcase the wonders of Meadowfield's offerings. "A recent potion I created," Schappert shared, "was seen by the eyes of 2200 villagers through Zillow, a renowned scroll of listings. Yet, when I unleashed the power of my social media campaigns, 22,000 beheld its glory, bringing forth a buyer directly to me."

Eli was astounded. He realized that while he had mastered the craft of pottery, he had not learned the art of selling it. He had undervalued his work and did not spread the word of his creations effectively. With Schappert's guidance, Eli learned to price his pottery strategically, considering the craftsmanship, materials, and what the people of Meadowfield were willing to exchange for such beauty. He also embraced the mystical world of social media, sharing stories of his pottery, the passion behind each piece, and inviting the villagers into his workshop through magical tours.

As Eli applied these lessons, his pottery began to find homes across Meadowfield. His sales flourished, not because he altered his craft, but because he learned to value his work correctly and share its story far and wide.

The tale of Eli and Sage Schappert became a parable in Meadowfield, teaching artisans and merchants alike the importance of strategic pricing and aggressive marketing. It reminded them that in a world driven by technology and connectivity, finding ready buyers requires not just skill in one's craft, but also wisdom in navigating the market's currents.

And so, Eli's pottery became sought after in all Meadowfield, not just for its beauty but as symbols of a potter who learned to sell as skillfully as he created.

## Key Takeaways

**Understanding Market Value:** Eli's journey underscores the importance of understanding the true market value of one's products, emphasizing that strategic pricing is foundational to successful selling.

**The Power of Marketing:** The story highlights the critical role of aggressive marketing in spreading awareness and driving sales, showing that even the finest products need visibility to find their audience.

**Leveraging Modern Tools:** Sage Schappert's use of magical portals akin to social media platforms illustrates the necessity of using modern marketing tools and platforms to reach a broader audience effectively.

**The Art of Storytelling:** Eli's success upon sharing the stories behind his pottery shows how storytelling can connect potential buyers emotionally to products, enhancing their perceived value.



**Skill vs. Salesmanship:** The parable differentiates between crafting a product and selling it, suggesting that artisans need to develop both their craft and their salesmanship to thrive in competitive markets.

**Importance of Presentation:** By inviting villagers into his workshop for magical tours, Eli shows that how a product is presented and experienced can significantly affect its appeal and sales.

**Adaptability to Market Trends:** Eli's willingness to adapt to Schappert's advice reflects the importance of being open to new strategies and approaches, especially in a marketplace influenced by technology and changing consumer behaviors.

**Value of Expert Guidance:** Seeking wisdom from Sage Schappert represents the value of expert guidance in navigating complex markets, emphasizing that external perspectives can offer critical insights for business growth.

**Community Engagement:** Eli's success also points to the importance of engaging with one's community, not just as customers but as participants in the story and journey of the product.

**Holistic Approach to Selling:** The tale of Eli and Schappert teaches that a holistic approach, combining product quality, strategic pricing, and aggressive marketing, is key to achieving sales success in today's competitive environment.

## The Ultimate Guide to Finding Buyers for Your Home

You now understand the importance of pricing, and how real estate today is largely driven by technology. How do you find buyers? The two most valuable tools for finding ready buyers are the previously covered strategic pricing and aggressive marketing plan. Schappert manages over 400 Facebook pages and groups. "A recent listing of mine had 2200 views on Zillow it brought in 12 buyers via 12 agents. My social media campaigns got 22,000 views and a contract from my buyer."- Steve Schappert

According to recent National Association of Realtors® surveys, 95% of buyers used online tools in the home search process, and 87% recently bought their home through a real estate agent or broker.

In the ever-evolving landscape of real estate, connecting with potential buyers is both an art and a science. While your home may be visible to anyone thanks to the internet, relying solely on passive exposure is a strategy of the past. In this chapter, we delve into innovative and effective ways to proactively engage and attract buyers who are looking not just for any house, but for a home that fits their unique lifestyle.

### Here are 25 dynamic strategies that ensure your home finds its perfect match.

**1. Targeted Website Listings:** Feature your home on websites tailored to buyers' preferences, focusing on key criteria like schools, neighborhoods, and lifestyle amenities. These platforms can significantly narrow down the search to interested buyers.

- 2. A Personalized YouTube Tour:** Create a walkthrough video of your home and share it on YouTube. This gives an individualized touch and can be easily linked to various online platforms, offering a comprehensive view of what living in your home is like.
- 3. Social Media Marketing:** Use social media platforms such as Facebook, Instagram, Twitter, and Pinterest to showcase your home. Each platform has unique features that can help highlight distinct aspects of your property to a wide audience.
- 4. Real Estate Apps and Portals:** Ensure your listing is featured on popular real estate apps and portals like Zillow, Realtor.ca, and Trulia. These sites are go-to resources for active homebuyers.
- 5. Community Bulletin Boards:** Leverage local community boards, both physical and online, to post information about your home sale. This can attract buyers looking specifically to your area.
- 6. Open Houses:** Host open houses to welcome potential buyers to experience your home firsthand. Ensure your real estate agent promotes these events widely.
- 7. Networking with Local Businesses:** Partner with local businesses to display flyers or business cards that feature your home, reaching potential buyers who frequent these establishments.
- 8. Email Campaigns:** Develop an email campaign targeting potential buyers in your agent's database, highlighting key features of your home and inviting them for viewings.
- 9. Virtual Staging:** For vacant homes, consider virtual staging to give buyers a glimpse of the property's potential. This can be shared widely across digital platforms.
- 10. Direct Mail:** Send out postcards or flyers to targeted neighborhoods or demographics who might be interested in moving to your area.
- 11. Collaborate with Local Schools:** If your home is ideal for families, collaborate with local schools to share your listing in newsletters or parent communication channels.
- 12. Hosting Community Events:** Host a community event or workshop in your home to attract potential buyers and allow them to envision themselves in the space.
- 13. Engaging with Local Real Estate Investors:** Reach out to local real estate investment groups who might be interested in your property as an investment opportunity.
- 14. Utilizing SEO Strategies:** Work with your agent to ensure your online listing is optimized for search engines, making it easier for buyers to find your home when they search online.
- 15. Collaborating with Interior Designers:** Partner with interior designers to showcase your home, especially if you've made significant aesthetic upgrades. They can feature your home in their portfolio or social media.
- 16. Professional Photography:** Invest in professional photography to capture the beauty and unique features of your home, making it stand out in listings and social media.
- 17. 3D Home Tours:** Offer 3D home tours as part of your online listing, allowing potential buyers to navigate through your home virtually.
- 18. Hosting Educational Seminars:** Offer seminars on home buying tips or mortgage financing at your property, attracting potential buyers and offering them value in the process.

**19. Partnering with Relocation Services:** Connect with companies that offer relocation services and provide them with details about your home, targeting professionals moving to your area.

**20. Creating a Dedicated Website for Your Home:** Develop a website exclusively for your home, providing detailed information, photos, and videos to interested buyers.

**21. Engaging Local Clubs and Groups:** Reach out to local hobby or interest groups whose members might be interested in the unique features of your home or its location.

**22. Offering Incentives:** Consider offering incentives such as closing cost help or a home warranty to make your home more appealing to buyers.

**23. Highlighting Unique Features:** Emphasize any unique or highly desirable features of your home in all marketing materials, setting it apart from other listings.

**24. Flyers in Local Eateries and Cafés:** Place marketing flyers in local eateries and cafés, targeting residents and visitors who might be interested in buying in the area.

**25. Engaging with Past Prospects:** Have your agent reach out to individuals who previously expressed interest in comparable properties. They might still be in the market for a home like yours.

By employing a combination of these strategies, you significantly increase the visibility of your home to potential buyers, ensuring it receives the attention it deserves. Remember, finding the right buyer is about connecting the unique story and lifestyle your home offers with someone who's looking for just that. With creativity, persistence, and the right marketing tactics, your journey to a successful home sale will be both rewarding and profitable.

# Open House Preparation Checklist

Hosting an open house is a key strategy in the home-selling process, offering potential buyers the chance to explore your property in a welcoming, no-pressure environment. This checklist will guide you through preparing your home for an open house, ensuring it's clean, well-staged, and secure.

## Cleaning and Decluttering

- **Deep Clean the Entire House:** Pay special attention to bathrooms and the kitchen, ensuring surfaces are sparkling clean.
- **Declutter Each Room:** Remove personal items, excess furniture, and clutter to create a spacious feel.
- **Organize Closets and Storage Areas:** Tidy these spaces to show ample storage capacity.
- **Clean Windows and Mirrors:** Ensure they are streak-free for best light and visibility.

## Staging and Decor

- **Depersonalize Your Home:** Remove family photos, personal collections, and specific decor items.
- **Arrange Furniture for Flow:** Ensure each room is easy to navigate and highlights the space's purpose and potential.
- **Set the Dining Table:** A simple table setting can make the dining area more inviting.
- **Refresh Decor:** Add neutral, appealing touches like fresh flowers, throw pillows, or a new welcome mat.

## Home Repairs and Maintenance

- **Make Minor Repairs:** Fix leaky faucets, squeaky doors, or loose handles.
- **Update Lighting:** Replace any burnt-out bulbs and add lighting in dark areas to brighten up spaces.
- **Touch Up Paint:** Address scuffs or marks on walls and baseboards with a fresh coat of paint.

## Curb Appeal

- **Tidy the Yard:** Mow the lawn, trim bushes, and clear walkways.
- **Clean the Exterior:** Power wash siding, walkways, and the driveway if necessary.
- **Add Outdoor Decor:** Potted plants or a new doormat can enhance the entrance's appeal.

## Safety and Security

- **Secure Valuables:** Lock away or remove jewelry, documents, and any personal or sensitive items.
- **Child and Pet Safety:** Plan for pets and children to be elsewhere during the open house to avoid distractions and potential safety issues.
- **Accessible Exits:** Ensure all potential exits are accessible and not blocked in case of an emergency.

## Final Touches

- **Create an Information Station:** Set up a space with property flyers, inspection reports, and any relevant documentation about the home or neighborhood.
- **Adjust the Thermostat:** Ensure the home is comfortably heated or cooled, depending on the season.
- **Soft Background Music:** Play some soft, neutral music in the background to create a welcoming atmosphere.
- **Open Curtains and Blinds:** Let in natural light to make spaces appear larger and more inviting.

By following this checklist, you'll ensure your home is presented in the best possible light, making it attractive and appealing to potential buyers during your open house.

# Chapter 16

## Digital Showcasing Mastery:

Maximizing Your Online Presence for a Quick Sale



*Digital Homescapes:  
Mastering the Art of Virtual Real Estate Presentation*

*In the digital age, where screens frame our views, A new approach to home sales, sellers must  
choose.*

*No longer just signs, in yards planted deep,  
But digital footprints, in the cyber expanse we leap.*

*The art of showcasing, not mere photos snapped, but stories woven, in digital fabric wrapped.*

*A narrative bold, of spaces and dreams,  
Where every corner, in vivid detail, gleams.*

*Invest in visuals, of quality high, Where angles wide, and lighting sigh,  
Virtual tours, and walkthroughs spin,  
A digital door, inviting buyers in.*

*Descriptions that engage, beyond mere specs, Stories that rooms, and memories, reflect.*

*A lifestyle promised, in words that sing,  
Of homes that embrace, and joy they bring.*

*Social platforms, a stage so vast,  
Where images shared, and stories cast.*

*Hashtags, ads, the tools of trade, in digital markets, impressions made.*

*Yet beyond the basic, mastery calls, for strategies advanced, that captivate all.*

*Interactive plans, from drones high above, 3D staging, virtual decor love.*

*SEO's magic, to rise above the rest, ensuring your home, is easily accessed.*

*Analytics to guide, feedback to refine, A strategy evolving, with trends in line.*

*But remember, amidst the digital storm, The human touch, warm and inform.*

*Responses that echo, with personal tone, Virtual tours, through screens, a presence shown.*

*Open houses, now virtual, a live display, Questions answered, in real-time play.*

*Feedback welcomed, a leap of growth, In digital showcasing, a dual oath.*

*In conclusion, a tale of digital grace, not just a listing, but a heartfelt space.*

*A story told on screens wide and small, In the digital age, a home for all.*

# Whisker and Spinner's Digital Tapestry: Unveiling Leafwhisper



**In the heart of Willow Creek**, where the chorus of nature sang from dawn till dusk, Whisker, a cat with a penchant for adventure, decided it was time to seek new horizons. Yet, before he could embark on his journey, he needed to find a new guardian for his beloved home, Leafwhisper, nestled beneath the ancient oak, Leafwhisper. In a market where news traveled as slowly as the old turtle, Yarnspinner, Whisker knew he needed a strategy that transcended the traditional paths.

## Whisker's Ingenious Alliance

To weave his vision into reality, Whisker sought the expertise of Spinner, a spider renowned throughout Willow Creek for her intricate webs and digital savvy. Spinner, with her delicate threads and keen understanding of the digital forest, was the perfect ally to enhance Leafwhisper's online presence.

Together, they embarked on creating a digital showcase so mesmerizing that it would draw potential den-dwellers from all corners of the forest and beyond. Spinner's webs were not just structures of beauty; they were conduits for stories, capable of capturing the essence of Leafwhisper and broadcasting it into the digital ether.

## Crafting the Web of Leafwhisper

Spinner began by spinning a web that shimmered with the morning dew, each strand a fiber optic cable transmitting the tale of Leafwhisper. With Whisker's guidance, she captured the essence of the home—its sunlit clearings, the comforting shade of the oak, and the vibrant garden that had been Whisker's pride.

They crafted a virtual tour, illuminated by Luna, the firefly's soft glow, showcasing the nooks and crannies of Leafwhisper. This wasn't merely a visual journey but an auditory experience, weaving in the melodies of Willow Creek—the babble of the brook, the whisper of the wind, and the chatter of the leaves.

## Spreading the Tale through the Digital Forest

Whisker and Spinner used the songlines of social media, channels where tales spread like wildfire, to share their creation. They engaged with the audience, not just as viewers but as fellow storytellers, inviting them to imagine their lives within the walls of Leafwhisper.

The digital tapestry they wove reached everywhere, drawing the gaze of creatures never reached. Leafwhisper became a beacon of curiosity, a haven that called to those looking for not just a house but a home.

## Leafwhisper's New Dawn

The response was a cascade of interest, culminating in an offer that warmed Whisker's heart. A family of beavers, craftsmen of the stream, saw the virtual tour and felt an immediate kinship with Leafwhisper. They envisioned their future in its embrace, a place where their dreams could flow as freely as the creek beside it.

## A Legacy Woven in Digital Threads

Whisker's collaboration with Spinner transformed Leafwhisper's tale from a whisper in the wind to a melody that resonated across the digital forest. Their alliance showcased the power of combining nature's ingenuity with the boundless possibilities of the digital world.

Leafwhisper's story, now a legend in Willow Creek, stood as a testament to the innovative spirit of Whisker and Spinner. Together, they had not only found a new guardian for Leafwhisper but had also woven a tapestry of connection and discovery, bridging worlds in the vast, ever-expanding digital forest.

# Key Takeaways

**Innovative Marketing:** Whisker's decision to collaborate with Spinner to enhance Leafwhisper's online presence highlights the importance of innovative marketing strategies in reaching a broader audience.

**The Power of Storytelling:** The creation of a digital showcase that captures the essence of Leafwhisper demonstrates the compelling power of storytelling in marketing, engaging potential buyers on an emotional level.

**Utilizing Digital Platforms:** Their use of social media and digital channels to spread the story of Leafwhisper underscores the significance of digital platforms in modern marketing and communication.



**Visual and Auditory Experience:** Crafting a virtual tour that includes both visual and auditory elements showcases the effectiveness of a multi-sensory approach in creating an immersive experience for potential buyers.

**Community Engagement:** By engaging with the audience as fellow storytellers, Whisker and Spinner exemplify the value of building a community around a product or offering, making the marketing process more interactive and personal.

**Reaching Untapped Markets:** The digital marketing strategy employed by Whisker and Spinner enabled Leafwhisper to attract attention from far beyond the traditional market, illustrating the potential of digital tools to tap into previously unreachable audiences.

**Synergy Between Tradition and Innovation:** The alliance between Whisker and Spinner shows how combining traditional elements with innovative digital marketing can create a powerful and effective marketing campaign.

**Success Through Collaboration:** The successful sale of Leafwhisper to the beaver family highlights the importance of collaboration between individuals with different skills and perspectives in achieving a common goal.

**Creating a Legacy:** The legacy of Leafwhisper's marketing campaign serves as an inspiration for others in Willow Creek, proving that creative and well-executed digital marketing can lead to remarkable outcomes.

**Adapting to Market Changes:** Whisker and Spinner's story emphasizes the need for sellers to adapt to changes in the market landscape, utilizing new technologies and platforms to effectively present and sell their homes.

## Maximizing Your Online Presence for a Quick Sale

In today's fast-paced real estate market, traditional selling methods alone are no longer sufficient to capture the attention and imagination of potential buyers. The advent of digital technology has revolutionized how properties are presented, marketed, and sold, making digital showcasing an indispensable tool for anyone looking to facilitate a quick and profitable home sale. This chapter delves into the art and science of Digital Showcasing Mastery, offering insights and strategies to enhance your online presence and make your property stand out in a crowded marketplace.

### The Foundation of Digital Showcasing

Digital showcasing transcends mere photographs; it's about weaving a compelling narrative around your property, one that engages potential buyers emotionally and intellectually. The foundation of effective digital showcasing lies in understanding your audience, the unique selling points of your property, and how to leverage various digital platforms to communicate your message effectively.

**High-Quality Visuals:** Invest in professional photography that highlights the best features of your property. Use wide-angle shots, proper lighting, and thoughtful staging to create visually appealing images. Virtual tours and video walkthroughs can further enhance the experience, offering an immersive preview of living in the space.

**Engaging Descriptions:** Craft narratives for your listings that go beyond the basics of square footage and room counts. Tell the story of your home, focusing on what makes it unique, the lifestyle it offers, and the emotional connections it can foster.

**Leveraging Social Media:** Use platforms like Instagram, Facebook, and Pinterest to share your property's visuals and stories. Tailored ads and hashtags can increase visibility, while engaging content keeps potential buyers interested and coming back for more.

### **Advanced Strategies for a Competitive Edge**

To truly master digital showcasing, one must go beyond the basics and employ advanced strategies that capture and keep buyer interest.

**Interactive Floor Plans:** Offer potential buyers a detailed view of your property's layout, allowing them to visualize living in the space and plan their use of it.

**Drone Footage:** Use drone photography to present aerial views of your property and its surroundings, providing context and showcasing the neighborhood and landscape.

**3D Staging:** For properties that are empty or need a decor refresh, 3D staging software can furnish rooms virtually, helping buyers imagine the potential of the space without the costs of physical staging.

**SEO Optimization:** Ensure your online listings are optimized for search engines, making it easier for potential buyers to find your property when searching for homes online.

**Analytics and Feedback:** Use analytics tools to track the performance of your online listings and social media posts. Understanding what captures attention and generates engagement can help refine your strategy over time.

### **The Human Touch in a Digital World**

While technology plays a crucial role in digital showcasing, the human element should not be overlooked. Personalized responses to inquiries, virtual live tours, and engaging directly with your online audience can add a valuable layer of connection and trust.

**Responsive Communication:** Be prompt and personal in your responses to online inquiries, offering more information and opportunities to visit the property in person or virtually.

**Virtual Open Houses:** Host live virtual open houses, using platforms like Zoom or Facebook Live to walk potential buyers through the property, answer questions, and interact in real-time.

**Feedback Loops:** Encourage and act on feedback from online viewers and potential buyers. This not only improves your showcasing efforts but also demonstrates commitment to transparency and excellence.

### **Conclusion**

Digital showcasing mastery is not just about selling a property; it's about telling a compelling story that resonates with potential buyers, making them fall in love with the idea of making your house their home. By combining high-quality visuals, engaging narratives, and advanced digital strategies with a personalized approach, sellers can maximize their online presence, attract more buyers, and achieve a quicker, more profitable sale in today's competitive real estate market.

# Chapter 17

## Master the Art of Negotiation: Elevate Your Profit Potential



## *The Negotiator's Waltz: Mastering the Art of Home Sale Strategies*

*In the realm of home sales, a skillful dance, where negotiation's art can enhance your stance.*

*To sell a home, not merely a transaction, but a journey filled with action and reaction.*

*First, understand the dance's beat, where buyers and sellers oftentimes meet.*

*Motivations deep, both sides conceal,*

*Unlocking these, the first step to seal.*

*Buyers seek deals, while sellers aim high, each move calculated, under the negotiation sky.*

*Skilled negotiators, with tactics so keen, navigate pressures, unseen and seen.*

*Sellers, be wary, emotions at bay, for in this dance, they can lead you astray.*

*Time, a rhythm, can sway the deal,*

*Patience, a virtue, to make buyers feel.*

*Information, a currency, guard it well, For its flow can the negotiation's outcome spell.*

*Control the exchange, be vague yet true, to maintain an edge, in all that you do.*

*Now heed these dos, and don'ts, take note,*

*For in this advice, success is wrote.*

*Let buyers lead, their price first state, To give you the edge, to navigate.*

*Middle ground, not always the aim, Strategic counter, to elevate your game.*

*Lowball offers, stand firm, resist, your home's value, insistently persist.*

*Silence, a tool, wield it with care, in its echo, intentions buyers declare.*

*Awkward pauses don't hastily fill, for in this quiet, your strategy distill.*

*The buyer's drive, seek to unveil, their motivations, in negotiation, prevail.*

*Information, a treasure, closely keep, for its revelation, can make the climb steep.*

*Concessions, a dance, give and take, Ensure the last one, you strategically make.*

*Don't flood the floor, with too much give, For in this balance, your profit lives.*

*A business affair, with documents and law, keep emotions detached, a fundamental flaw.*

*Ego aside, let strategy lead, for in this mindset, you're most likely to succeed.*

# Talia's Trade: The Art of Empathetic Negotiation in Harmonia



**In the verdant lands of Harmonia,** where rivers meandered through lush valleys and mountains kissed the sky, there lived a renowned merchant named Talia. Talia's cottage, perched at the edge of the village, was known not just for its breathtaking views but also for the wisdom and fairness with which she conducted her business. Over time, Talia decided it was time to seek quieter pastures and sell her beloved cottage.

However, selling a home in Harmonia, especially one as coveted as Talia's, was no simple task. It required not just knowledge of the market, but the art of negotiation, a skill Talia had honed over many years in the marketplace. As word of Talia's intent to sell spread, two potential buyers appeared: Cyrus, a wealthy trader from a distant land, and Elara, a local teacher with dreams of a home that could inspire her writings. Both saw unique value in Talia's cottage but approached the negotiation table with different perspectives and needs.

**The Tale of the First Offer:** Cyrus, eager to secure the cottage for his retreats, made the first offer. It was generous but laced with demands for renovations and changes that stripped the home of its character. Talia, seeing beyond the numbers, chose to listen to and understand Cyrus's needs but stood firm on preserving the essence of her home. She countered with a proposal that offered flexibility on the price but kept the cottage's integrity intact. Cyrus, impressed by Talia's resolve and wisdom, agreed to a compromise that honored both their needs.

**The Wisdom of Patience:** Elara, though offering a modest sum, presented her vision for the cottage as a haven for creativity and learning. Her offer was below what Talia hoped for, yet it resonated with her desire to see the home used to inspire others. Talia, using her negotiating prowess, proposed a creative solution: Elara could buy the cottage at a price within her means, provided she would open it to the village for occasional workshops and gatherings. Elara joyfully accepted, seeing an opportunity to fulfill her dreams and contribute to the community.

**The Power of Empathy in Negotiation:** Throughout the negotiations, Talia demonstrated a powerful negotiating principle: understanding the other party's needs and finding common ground. She knew when to be firm and when to be flexible, always with the goal of achieving a fair and beneficial outcome for all involved.

In the end, Talia chose Elara's offer, not because it was the highest, but because it aligned with her values and vision for the cottage's future. Cyrus, though initially disappointed, respected Talia's decision and later found a property that suited his desires, thanks to Talia's recommendation.

**The Parable's Lesson:** Talia's story became a parable in Harmonia, teaching that being a power negotiator isn't about dominating the other party but about empathy, creativity, and the courage to stand by one's values. It showed that the best deals are those where all parties feel heard, respected, and satisfied with the outcome. And so, Talia's cottage found a new life with Elara, becoming a cradle of creativity and community spirit, just as Talia had hoped. Meanwhile, Talia's reputation as a wise and fair negotiator only grew, her legacy living on in the hearts and minds of Harmonia's people.

## Key Takeaways

**Empathy in Negotiation:** Talia's negotiations with Cyrus and Elara highlight the importance of empathy and understanding the other party's needs, allowing for solutions that respect both parties' desires and limitations.

**Value Beyond Price:** The decision to choose Elara's offer over Cyrus's illustrates that the best decisions in negotiations often consider value beyond mere financial terms, encompassing shared values, future visions, and community benefits.

**Creativity in Solutions:** Talia's creative counteroffers to both Cyrus and Elara demonstrate the power of thinking outside the box in negotiations, finding pathways to agreement that fulfill broader objectives and aspirations.

**Integrity and Firmness:** Talia’s stance on preserving the character of her home, despite Cyrus’s initial demands, underscores the importance of standing firm on core values and principles during negotiations.

**The Role of Patience:** Talia’s willingness to wait for the right offer, rather than rushing into the first generous proposal, emphasizes patience as a critical element in achieving desirable negotiation outcomes.

**Understanding Market Value:** Talia’s deep understanding of her cottage's unique value allowed her to navigate offers wisely, balancing financial gain with her personal and community-oriented goals.

**Building Long-term Relationships:** Even though Cyrus did not buy the cottage, Talia’s respectful and helpful approach led to a positive relationship, proving that successful negotiations can build bridges, regardless of the outcome.

**Leveraging Negotiation Skills for Community Benefit:** Talia’s suggestion for Elara to open the cottage for community use not only met her financial needs but also contributed to the village’s cultural and educational enrichment.

**Reputation and Legacy:** Talia's fair and wise negotiation tactics enhanced her reputation and left a legacy in Harmonia, showcasing the long-term value of conducting business with wisdom and integrity.

**Mutual Satisfaction in Agreements:** The story concludes with all parties feeling content with the negotiation outcomes, highlighting that the most successful negotiations are those where everyone feels like they’ve won, fostering a sense of harmony and respect.

## Be A Power Negotiator.



Negotiating the sale of your home need not be daunting. With a grasp of real estate negotiation dynamics and the application of effective techniques, you can secure the price you want from potential buyers.

The right negotiation strategies not only enable agents to achieve higher goals but also enhance their earning potential. By attaining the Certified Real Estate Negotiator (CREN) designation, individuals can acquire invaluable skills to negotiate successfully on behalf of their clients. As exemplified by professional negotiator Steve Schappert, investing in learning new skill sets can significantly increase value both for clients and oneself. Notably, negotiation skills are considered highly important by 83% of buyers and sellers, underscoring their significance in the real estate realm. Schappert's expertise in negotiation, honed during his time working with The Secret Service, underscores the importance of understanding buyer motivation and leveraging negotiation skills effectively. In negotiation, motivation and skill are pivotal factors.

Motivated buyers seek the best deal, while sellers aim for the highest price. Skilled negotiators adeptly navigate competitive pressures, time constraints, information dynamics, and communication nuances.

Understanding seller motivations, such as time on the market, relocation, maintenance pressures, and emotional stressors, is crucial in negotiation. Sellers must guard against allowing emotions to unduly influence their decisions, particularly when facing challenges like mortgage payments, prolonged maintenance efforts, or personal stressors.

Competitive pressures in negotiation necessitate astuteness in assessing buyer options and perceptions. Sellers must remain composed and focused, discerning when a buyer lacks alternative property options or when perceptions favor their negotiation position. Time can be a potent negotiation tool, particularly in real estate transactions. Savvy buyers leverage knowledge of sellers' time constraints, such as foreclosure or impending relocation, to negotiate favorable terms. Conversely, sellers must exercise patience to maintain negotiation leverage and resist pressure tactics.

Information asymmetry can significantly impact negotiation outcomes. Sellers should exercise discretion in disclosing information, responding thoughtfully yet vaguely to inquiries. Redirecting questions to buyers helps control the flow of information, empowering sellers in negotiations.

Maintaining control of information and leveraging negotiation techniques effectively can tip the scales in favor of sellers, ensuring favorable outcomes in home sales. By mastering negotiation fundamentals and adapting to dynamic market conditions, sellers can navigate negotiations with confidence and achieve optimal results.

## **Negotiation Essentials:** **The Do's and Don'ts of Profitable Deal-Making**

Selling your home is fundamentally a business transaction, albeit one with emotional nuances. Despite the personal attachment you may have to your property, it's crucial to recognize that, at its core, it's simply a buyer negotiating to purchase your home for an agreed-upon price. As a seller, maintaining this perspective is essential to navigating the process effectively, particularly amidst the opinions, emotions, and egos that may arise.

Understanding negotiation principles is key to avoiding unnecessary complications during the sale. As highlighted in a 2015 MoneySense.ca article, successful deals often leave both parties feeling satisfied with the negotiation process rather than claiming outright victory. Here are some dos and don'ts to keep in mind:

**DO LET THE BUYER SPEAK FIRST:** Patience is a virtue in negotiation. Allow the buyer to make the first move, as it provides valuable insight into their price expectations and allows you to respond accordingly.

**DON'T "MEET IN THE MIDDLE":** Avoid the temptation to split the difference in negotiations. Instead, counteroffer strategically to maintain control over the negotiation midpoint and potentially secure a higher price.



**DON'T ACCEPT LOWBALL OFFERS:** Remain steadfast in your valuation of the property and resist the pressure to accept significantly undervalued offers. Focus on negotiating for a fair price.

**DO BE QUIET AND LISTEN:** Silence can be a powerful negotiation tool. By remaining composed and attentive, you can glean valuable information from the buyer and maintain control of the negotiation dynamics.

**DON'T BE MOVED BY AWKWARD SILENCE:** While silence can be uncomfortable, avoid succumbing to pressure to respond immediately to offers. Take the time to consider your options and strategically navigate the negotiation process.

**DO LEARN WHAT MOTIVATES THE BUYER:** Understanding the buyer's motivations can provide valuable leverage in negotiations. Be aware of potential tactics, such as exploiting time constraints or leveraging inspection findings, and negotiate accordingly.

**DON'T FREELY GIVE OUT INFORMATION:** Exercise discretion in disclosing information, particularly if it could impact the negotiation outcome. Avoid revealing unnecessary details that may weaken your bargaining position.

**DO GET THE LAST CONCESSION:** Maintain a focused and composed demeanor during counteroffers to assert control over the negotiation process and secure the last concession from the buyer.

**DON'T BECOME FLOODED BY CONCESSIONS:** While negotiation involves compromise, be mindful of conceding too much ground. Evaluate each offer carefully and counter strategically to protect your interests.

**DO MAINTAIN A BUSINESS DEMEANOR:** Keep in mind that selling your home is a legal, documented business transaction. Maintain a professional demeanor and focus on achieving the best outcome for yourself.

**DON'T LET YOUR EGO GET THE BEST OF YOU:** Stay objective and avoid letting emotions cloud your judgment during negotiations. Focus on the end goal of securing a successful sale, rather than succumbing to ego-driven reactions.

By adhering to these principles and maintaining a strategic approach to negotiation, you can navigate the sale of your home effectively and secure a favorable outcome.

## The Emotional Compass in Negotiation

In the intricate dance of negotiation, understanding emotions—both your own and the other party's—can be as crucial as the most sophisticated tactics. Emotional intelligence (EQ) in negotiation goes beyond merely controlling outbursts or sensing when a deal is slipping through your fingers. It's about harnessing emotions to facilitate agreement, build rapport, and foster long-term relationships.

The Four Pillars of Emotional Intelligence in Negotiation

**Self-awareness:** Recognize your emotions and how they affect your decisions. Before entering a negotiation, reflect on what drives your attachment to the outcome. How does this influence your bargaining stance?

**Self-management:** Develop strategies to manage emotions in the heat of negotiation. This could mean taking a moment to breathe when discussions become tense or consciously adopting a more flexible stance when you feel stubbornness creeping in.

**Social awareness:** Tune into the emotional cues of your counterpart. Understanding their motivations, stresses, and pressures can offer invaluable insights into their negotiation behavior.

**Relationship management:** Use your emotional insights to guide interactions towards positive outcomes. This involves employing empathy, clear communication, and sometimes, strategic concessions to build trust and respect.

## Exercise: Emotional Reflection

After your next negotiation session, take a moment to journal about the experience. Reflect on the following questions:

How did I feel going into the negotiation?

What emotions did I observe in the other party?

How did emotions, both mine and theirs, steer the negotiation?

What could I have done differently to manage emotional dynamics more effectively?

## Adaptability in Action

Negotiation is an art form that thrives on adaptability. The ability to pivot strategies in response to new information, unexpected challenges, or shifts in the negotiation climate is what separates the proficient from the masterful.

**Adapting to Change:** Imagine you're deep into the negotiation for the sale of a property. Suddenly, the buyer discloses they have another option that's just become available. How do you respond? Adaptability means quickly assessing this new information, re-evaluating your position, and possibly reshaping your offer to remain competitive.

**Strategies for Enhancing Adaptability:** Stay Informed: Keep abreast of market trends and potential factors that could influence your negotiation. This knowledge enables you to anticipate changes rather than react to them.

**Develop a Flexible Mindset:** Encourage yourself to think creatively about solutions. When faced with a roadblock, a flexible mindset helps you see alternative paths.

**Practice Scenario Planning:** Regularly run through potential negotiation scenarios and plan how you might adapt to each. This practice can make actual adaptation smoother and more intuitive.

**Exercise:** Scenario Planning

Choose a past negotiation that didn't go as planned. Now, rewrite the scenario, incorporating an unexpected change (e.g., a sudden drop in the market value, a new buyer entering the fray). How would you adapt your strategy to this new information? Discuss this with a peer or mentor and explore alternative strategies.

## Mastering the Negotiation Dance

Combining emotional intelligence with adaptability forms the cornerstone of effective negotiation. But remember, negotiation is not a battle to be won; it's a collaboration aimed at finding mutually beneficial solutions.

**Key Takeaways for Becoming a Power Negotiator**

**Cultivate Emotional Intelligence:** Your EQ can be your greatest asset in understanding and influencing the negotiation dynamic.

**Embrace Adaptability:** The only constant in negotiation is change. Be prepared to pivot and embrace flexibility as your strategic advantage.

**Practice Makes Proficient:** Regularly engage in reflective practices and scenario planning to refine your skills.

**Final Exercise: The Comprehensive Negotiation Plan**

Draft a comprehensive negotiation plan for your next significant negotiation. Include:

Emotional goals (e.g., maintaining calm, understanding the other party's pressures).

Strategic goals (e.g., desired outcome, minimum acceptable offer).

Adaptability strategies (e.g., if the market shifts, if a new buyer enters).

A reflection section to fill in post-negotiation, focusing on what went as planned, what didn't, and how you adapted.

By integrating these principles into your negotiation practices, you're not just aiming for immediate gains but also cultivating a reputation as a savvy, respectful, and highly effective negotiator.

## NEGOTIATION QUOTES

# Negotiate Like Your Life Or Home Depended On It



"Negotiating as if your life depended on it elevates the process to an art, demanding acute emotional intelligence, strategic preparation, and a commitment to your goals. This approach involves deeply understanding both your own desires and the needs of the other party to find and leverage common ground for mutually beneficial outcomes. Mastering communication nuances—interpreting cues, using persuasive language, and being assertively empathetic—enables one to navigate negotiations with precision. It's about achieving balance, showing empathy, and employing a calculated strategy to turn the tables in your favor, harnessing human psychology and strategic thinking to overcome any challenge."  
– Steve Schappert

"Successful negotiation is not about getting to 'yes'; it's about mastering 'no' and understanding what the path to an agreement is." - Christopher Voss

"The most awkward thing in any negotiation, almost, is making sure that you strip it of the emotion and deal with the facts. And there was a considerable challenge to that here and understandably so." - Howard Baker

"During a negotiation, it would be wise not to take anything personally. If you leave personalities out of it, you will be able to see opportunities more objectively." - Brian Koslow

"The first rule of negotiation is to always be willing to walk away from the deal. The first rule of happiness is to not be attached to pleasing moments." - Tara Stiles

"In the art of negotiation, success is woven from the threads of understanding, strategy, and mutual respect. Like a dance, it requires steps of listening and leading, each move calculated yet flexible, aiming not to overpower but to harmonize with your counterpart. True mastery lies in finding that delicate balance where both parties walk away feeling victorious, proving that the most enduring agreements are those built on the foundation of shared goals and mutual benefit." – Steve Schappert

# Negotiation Preparation Checklist

Negotiating the sale of your home requires preparation, strategy, and a clear understanding of your goals and limits. This checklist will guide you through preparing for negotiations, understanding offers and counteroffers, and making informed decisions.

## Understanding the Market

- **Analyze Current Market Trends:** Understand whether you're in a buyer's or seller's market and how this affects your negotiation leverage.
- **Review Comparable Sales:** Know the selling prices of comparable homes in your area to gauge your home's market value.
- **Preparing Your Strategy**
- **Determine Your Bottom Line:** Decide on the lowest offer you're willing to accept before negotiations start.
- **Identify Negotiable Terms:** Apart from price, be clear on what other terms you can negotiate, such as closing costs, closing date, and contingencies.
- **Prepare for Common Buyer Requests:** Anticipate requests like home repairs, warranties, or closing cost credits, and decide how you'll respond.

## Engaging in Negotiation

- **Respond Promptly to Offers:** Show buyers you're serious by responding quickly to any offer received.
- **Keep Emotions in Check:** Stay calm and professional, focusing on the deal's financial and practical aspects.
- **Use Counteroffers Strategically:** If the initial offer isn't acceptable, use counteroffers to negotiate terms closer to your preferences.
- **Highlight Home Strengths in Counteroffers:** Remind the buyer of your home's unique features and benefits as part of your negotiation strategy.

## Making the Decision

- **Evaluate the Offer's Total Package:** Look beyond the price to consider the buyer's financial qualifications, contingencies, and proposed closing timeline.
- **Consult with Your Agent:** Use your real estate agent's experience and advice to assess offers and decide on counter offers.
- **Consider Multiple Offers:** If you receive more than one offer, weigh each against your priorities and negotiation goals.

## Closing the Deal

- **Understand the Impact of Contingencies:** Be clear on how contingencies like financing, inspection, and appraisal can affect the sale.
- **Prepare for Appraisal and Inspection Results:** Decide in advance how you'll handle potential appraisal issues or requests for repairs.
- **Finalize Negotiations in Writing:** Ensure all agreed-upon terms are documented in the final sales contract.

By following this checklist, you'll be better equipped to navigate the negotiation process confidently, ensuring you achieve a sale that meets your financial and timing needs.

# Chapter 18

## Sweetening the Deal: The Power of Incentives in Home Sales Strategy



## *Strategic Moves in the Home Sale Chess Game*

*In the chess game of home sales, strategy is king,  
Where incentives and extras make the heart sing.  
To negotiate with finesse, a seller must weave,  
A tapestry of offers, that buyers believe.*

*Consider the pieces, each with its own charm,  
Appliances, curtains, and furniture that disarm.  
Outdoor delights, from barbecues to sheds,  
Entice the heart, where desire treads.*

*Not just the tangible, but services too,  
Landscaping, pool cleaning, to name a few.  
These incentives, like pawns, advance your play,  
In the strategic game, they hold sway.*

*Yet, caution is key, as rules abound,  
Legalities in real estate are profound.  
With your agent, align, on every front,  
To navigate the legalities, a crucial stunt.*

*Why some homes linger, while others sell fast,  
Is a tale of pricing, presentation, and the cast.  
Overpricing, clutter, decor of yesteryear,  
Showings inflexible, marketing unclear.*

*To set the stage for a swift sale,  
Strategic pricing must prevail.  
Address the issues, make the home shine,  
And in the negotiation game, you'll align.*

*So, wield your incentives, with strategic might,  
In the negotiation dance, they're a delightful sight.  
With tactics and charm, the deal you'll seal,  
In the art of selling, they're the keel.*

## Finnegan's Den: A Tale of Cunning and Commerce



**In the tranquil village of Greendale**, where every home whispered tales of yesteryears, there lived a cunning fox named Finnegan. Finnegan's den, a cozy nook under the Great Elm, was admired by all for its warmth and strategic location. The time came when Finnegan decided to explore new forests, and thus, he chose to sell his beloved den.

However, Greendale's market was slow, with many splendid dens lying unsold for moons on end. Knowing this, Finnegan devised a plan to make his den stand out, drawing upon his wisdom of strategic negotiation and the art of sweetening the deal.



## **The Tale of the Grand Elm Den**

As Finnegan prepared to list his den, he pondered the desires of potential buyers. He knew his den's location and warmth were appealing, but in a market crowded with options, he needed something more to clinch the deal.

He recalled the tales of the human world, where sellers sometimes included additional incentives to entice buyers. Inspired, Finnegan decided to offer the first year's supply of acorns and exclusive access to a hidden berry patch along with the sale of his den. These were treasures coveted by all in Greendale, and Finnegan was confident they would serve as powerful bargaining chips.

## **The Arrival of Buyers**

Word of Finnegan's offer spread like wildfire, and soon, interested buyers began to visit the Grand Elm Den. Among them were the Squirrel family, keen on the strategic location but hesitant due to the slow market, and the Rabbit clan, who found the den perfect but were on a tight budget.

As negotiations commenced, Finnegan remained astute and flexible. To the Squirrel family, who were concerned about the market's sluggishness, Finnegan emphasized the value of the acorn supply and berry patch, showcasing how these extras would ensure their pantry remained full regardless of market conditions. To the Rabbit clan, Finnegan highlighted how the den, with its additional incentives, was not just a home but a guarantee of sustenance and security, making it a wise investment that outweighed their budget concerns.

## **The Strategic Negotiation**

Finnegan's strategy was a masterclass in negotiation. He understood that in challenging market conditions, it was not just about lowering the price but adding value that resonated with the buyers' deepest needs and desires. The Squirrel family, won over by the promise of a year's supply of acorns and exclusive berry-picking rights, agreed to a price slightly higher than they initially intended. The Rabbit clan, recognizing the unparalleled value Finnegan offered, stretched their budget to secure the den, eager to call it their home.

## **The Wisdom of Finnegan**

In the end, Finnegan's den sold for a price that delighted him, proving that strategic negotiation and the art of sweetening the deal were key to success in even the slowest markets. He taught Greendale that selling a home requires not just the right price but the right incentives, tailored to meet the buyers' needs and dreams.

Finnegan's tale became a legend in Greendale, a parable for sellers in challenging times. It showed that with clever negotiation and thoughtful incentives, any home could find its perfect match, even in a forest of unsold dens. And with a pouch full of acorns and a heart full of adventures, Finnegan set off into the unknown, his legacy of wisdom and strategy enriching the village of Greendale forever.

# **Key Takeaways**

**Strategic Incentives Can Seal the Deal:** Finnegan's clever inclusion of a year's supply of acorns and exclusive access to a berry patch with his den sale highlights the power of offering unique incentives to attract and persuade buyers.

**Understanding Buyer Needs is Crucial:** By considering the desires and concerns of potential buyers, Finnegan was able to tailor his offering to meet those needs, showcasing the importance of understanding the buyer's perspective in negotiations.

**Flexibility in Negotiations:** Finnegan's willingness to negotiate and adapt his strategy based on the buyers' feedback and concerns underscores the importance of flexibility and creativity in reaching a successful sale.

**Adding Value Beyond Price:** In a market where many options are available, adding value beyond just competitive pricing can make a property stand out. Finnegan's strategy shows that perceived value can be just as important as the list price.

**Effective Communication is Key:** Through effective storytelling and showcasing the benefits of his den, Finnegan was able to communicate the unique value of his property, illustrating the importance of clear and compelling communication in sales.

**The Power of Extras:** Offering something extra, like Finnegan's acorns and berry patch, can tip the scales in favor of a sale. These extras don't necessarily have to be costly but should add significant perceived value to the deal.

**Market Knowledge: Finnegan's** awareness of the slow market and his innovative approach to overcoming it demonstrate the importance of understanding market conditions and using that knowledge to inform sales strategies.

**Building a Legacy Through Wisdom:** Finnegan's tale became a legend in Greendale, reminding sellers that innovative strategies and a deep understanding of the market and buyers' needs can create lasting success and influence.

**Tailored Solutions Win:** Offering generic incentives may not have the same impact as carefully thought-out, personalized incentives that directly appeal to the buyers' specific wants and needs.

**Leaving on High Note:** Finnegan's successful sale allowed him to embark on new adventures, proving that with the right approach, even challenging endeavors like selling a home in a slow market can have happy endings and new beginnings.

## Bargaining Chips to Secure a Higher Price



Selling your home requires strategic negotiation tactics, especially when it comes to leveraging additional incentives to sweeten the deal. Just as buyers may include requests for personal property in their counteroffers, sellers can use extras as bargaining chips to secure a higher price, particularly in weak market conditions.

Consider what items you're willing to include to enhance the appeal of your home and what items are non-negotiable. Here are some potential items you might consider using as leverage:

- Major appliances like washers, dryers, fridges, stoves, and dishwashers
- Window treatments such as draperies, curtains, blinds, and shutters

- Custom-built furniture that fits specific spaces in the house
- Outdoor amenities like barbecues, fire pits, patio furniture, and garden sheds
- Maintenance equipment like lawnmowers, power washers, or leaf vacuums
- Recreational equipment such as ping-pong tables, pool tables, trampolines, or hot tubs
- Service incentives like a year of landscaping, pool cleaning, or housekeeper service.
- When considering incentives, think about the frequency of use and the cost of replacement for each item. Additionally, be open to other types of incentives that buyers may request during negotiation, such as reductions in the asking price, seller-paid points, assistance with down payments or closing costs, expedited closing timelines, or offering home warranties.

However, it's essential to discuss these incentives with your listing agent to ensure compliance with local laws and regulations regarding real estate transactions and buyer credits. Failure to disclose incentives properly can lead to legal complications.

Understanding why homes fail to sell is also crucial. Common reasons include overpricing, cluttered interiors, outdated decor, inflexible showing schedules, or inadequate marketing strategies by the real estate agent. By addressing these issues and strategically pricing your home, you increase the likelihood of a successful sale.

## Enhancing Home Appeal with Strategic Incentives

In a market where buyers have numerous options, setting your property apart becomes crucial. Incentives can play a significant role in not just capturing interest but also in closing the deal at a higher value. It's about understanding what extras can turn a prospective buyer into a committed one.

- **Identifying High-Value Incentives:** Before listing what you're willing to offer, assess each incentive's appeal and how it aligns with your target buyer's desires. For instance, high-end appliances or a year of paid landscaping might be more valuable to a buyer than a pre-installed home entertainment system. Remember, the goal is to offer incentives that enhance the perceived value of your home.
- **Balancing Cost vs. Benefit:** Evaluate the cost of including certain incentives against the potential increase in selling price. Sometimes, the promise of a fully equipped home can justify a higher asking price, outweighing the cost of the items included.
- **Legal and Ethical Considerations:** Consult with your listing agent to navigate the legalities of including incentives in your sale. Proper disclosure is paramount to avoid any future disputes or complications.

## Emotional Intelligence in Incentive Negotiation

Leveraging incentives requires a keen understanding of buyer motivations and the emotional aspects of purchasing a home. By tapping into emotional intelligence, sellers can craft offers that resonate on a personal level with buyers.

### Understanding Buyer Motivations:

What drives a buyer can vary significantly—from the practicality of having a move-in-ready home to the emotional appeal of envisioning family gatherings around a custom-built fire pit. Engage in conversations, or have your agent do so, to glean insights into what the buyer values most.

### Exercise: The Buyer Persona

Create a detailed buyer persona for your home. Consider factors like their lifestyle, priorities, and what might appeal to them in a home. How do these factors influence the incentives you choose to offer?

## **The Art of Flexibility in Offers**

The negotiation process is dynamic, and flexibility can be your greatest asset. Being open to adjusting your incentives based on buyer feedback or changing market conditions can make the difference between a stale listing and a successful sale.

**Adapting to Buyer Feedback:** If initial offers don't meet expectations or if buyers express specific desires, be prepared to adjust your incentives. This adaptability shows you're responsive and eager to close the deal, which can encourage buyers to commit.

**Strategic Concessions:** Sometimes, the strategic withdrawal of a previously offered incentive, only to reintroduce it at a crucial moment, can reinvigorate negotiations. It's a delicate balance between giving and taking that requires astute judgment and timing.

## **Beyond the Sale: Building a Legacy of Satisfied Buyers**

In the competitive landscape of real estate, a seller's reputation can be just as important as the immediate sale. By thoughtfully incorporating incentives, demonstrating emotional intelligence, and exhibiting flexibility, you're not just selling a home; you're building a legacy of positive transactions that can benefit your future real estate endeavors.

## **Final Exercise: Reflection and Strategy**

Post-sale, reflect on the negotiation process. Which incentives were most effective? How did emotional intelligence and flexibility influence the outcome? Use these insights to refine your approach for future sales, focusing on continuous improvement and adaptation to market trends and buyer preferences.

By weaving together strategic incentives, emotional intelligence, and adaptability, sellers can navigate the complexities of the real estate market with confidence. This comprehensive approach not only aims to secure a higher price but also fosters a smoother, more satisfying transaction for all parties involved.

# Chapter 19

## Sealing the Deal:

A Guide to Closing with Confidence



## *Closing Mastery*

*Understanding first, the closing's own face, where titles shift in a formal grace.*

*Documents signed, a financial embrace, Familiarity here will fear erase.*

*Preparation stands as the crucial base, With deeds and insurances all in their case.*

*Ready ahead to avoid any chase, ensuring no hiccup will closing displace.*

*The final walkthrough, a critical space, for buyers to inspect at their own pace.*

*Sellers ensure everything's in place, For a smooth transition, a successful race.*

*Navigating costs, a shared embrace, with negotiations set to ease.*

*Expenses known without any trace of surprise, ensuring a smooth grace.*

*Escrow holds the process in its vase, Neutral and holding each case.*

*Verify all, in this final phase, Ensuring accuracies in place.*

*Sign with confidence, no need to race, Understanding each document's face.*

*This final step you now embrace, with clarity, signing takes its place.*

*Celebrate then, with joyous ease, Reflect on journeys, your future's base.*

*This closing phase, you've nowaced, towards new adventures, you now chase.*

*With preparation, understanding's grace, Closing's not daunting, it's just another phase.*

*Celebrate success, with anticipation's embrace, forward to the future, with excitement's chase.*

# Efficiency's Endgame:

The Energy Auditor's Journey to a Sustainable Closing



In a bustling city known for its commitment to sustainability and energy efficiency, there lived an experienced energy auditor named Alex. Alex had spent years consulting on numerous projects, advising homeowners on how to reduce their energy consumption and improve efficiency. However, Alex's most significant challenge lay ahead: selling his energy-efficient home, a project that showcased all the knowledge and expertise he had accumulated over the years.

## **1. Understanding the Closing Process**

Alex began by delving deep into the intricacies of the closing process, treating it with the same rigor and attention to detail he applied when conducting energy audits. He knew that understanding this process was akin to understanding a complex energy system: crucial for ensuring efficiency and success.

## **2. Preparation is Key**

With the precision of a fine-tuned thermostat, Alex prepared all necessary documents well in advance. This included energy certifications, inspection reports, and records of efficiency upgrades. His thoroughness in this phase ensured a smooth transition, eliminating any potential energy drains in the closing process.

## **3. Final Walkthrough**

Before the final walkthrough, Alex meticulously inspected his home, ensuring that all energy-saving features were fully operational and that the house performed at peak efficiency. His commitment to sustainability and efficiency was evident, setting a solid foundation for a successful closing.

## **4. Navigating Closing Costs**

Alex approached the negotiation of closing costs with a mindset of efficiency and fairness. He understood the value of the energy-saving features of his home and was prepared to discuss the costs involved transparently. This approach ensured a balanced transaction, where both he and the buyer felt the deal was as efficient as his HVAC system.

## **5. The Importance of Escrow**

Trusting in the escrow process as a reliable energy management system, Alex made sure that all documents and funds were accurately managed. He verified every detail, ensuring that the transaction was as smooth and efficient as the energy flow in a well-designed building.

## **6. Sign with Confidence**

On closing day, Alex signed each document with the confidence of someone who knows the ins and outs of energy systems. He was fully aware of the significance of each document, treating them with the same importance as a comprehensive energy audit report.

## **7. Celebrate and Reflect**

After the sale was finalized, Alex took a moment outside his energy-efficient creation. He reflected on the journey, the advancements in energy efficiency he had implemented, and the impact of his work on promoting a sustainable future. Celebrating this achievement, Alex was ready to move on to his next project, eager to continue his mission of enhancing energy efficiency wherever he went.

## **Final Thoughts**

Alex's story demonstrates that selling an energy-efficient home, much like conducting a thorough energy audit, requires detailed preparation, a deep understanding of the process, and the confidence to navigate it efficiently. His journey from auditing to closing symbolizes the broader mission of promoting sustainability and efficiency in every aspect of our lives. With dedication and expertise, every challenge can lead to meaningful contributions to a more sustainable world, and every ending marks the beginning of a new chapter in the quest for energy efficiency.



# The Closing Process

Closing a home sale can be as nerve-wracking as it is exhilarating. It's the final lap in the marathon of selling your home, where all your efforts culminate in a successful transaction. However, approaching this phase with preparation and confidence can transform it from a stress-inducing ordeal into a seamless, rewarding conclusion. Here's your comprehensive guide to sealing the deal with confidence.

## 1. Understanding the Closing Process

Closing, or settlement, is when the buyer and seller fulfill all the agreements made during the sale of the home, and the title of the property is transferred to the buyer. This process involves several steps, including the final walkthrough, signing the closing documents, and handling the financial transactions. Familiarize yourself with each stage to demystify the process and reduce anxiety.

## 2. Preparation is Key

Preparation can significantly ease the closing process. Ensure all required documents are in order, such as the deed, bill of sale, transfer tax declarations, and homeowner's insurance. Having these ready ahead of time can prevent last-minute hiccups that could delay closing.

## 3. Final Walkthrough

The final walkthrough is the buyer's last chance to inspect the property before closing. As a seller, ensure that the home is in the agreed-upon condition: repairs completed, fixtures intact, and the house clean. This demonstration of good faith can smooth the path to a successful closing.

## 4. Navigating Closing Costs

Closing costs can be a point of negotiation between buyer and seller. As a seller, be prepared to cover certain expenses, such as agent commissions and possibly a portion of the buyer's costs, depending on the agreement. Understanding these costs and who is responsible for them ahead of time can prevent surprises at closing.

## 5. The Importance of Escrow

An escrow or closing agent often facilitates the closing process, holding all documents and funds until all conditions are met. This neutral third party ensures that everything is in order, from the distribution of funds to the recording of the deed. Trust in this process, but also verify all details to ensure accuracy.

## 6. Sign with Confidence

On closing day, you'll sign numerous documents, including the settlement statement, deed, and possibly loan payoff documents. Read everything carefully, understand what you're signing, and don't hesitate to ask questions. This is your last step; signing confidently means understanding the implications of each document.

## 7. Celebrate and Reflect

After the documents are signed and the keys handed over, take a moment to celebrate your accomplishment. Reflect on what you've learned through the selling process and how it can inform your future real estate endeavors.

## Final Thoughts

Closing the sale of your home doesn't have to be a daunting task. With preparation, understanding, and the right mindset, you can navigate this final phase with ease and confidence. Remember, every step you take towards closing is a step towards your next adventure. Celebrate your success and look forward to the future with anticipation and excitement.

# Closing Process Checklist for Sellers

The closing process is the last step in selling your home, where ownership officially transfers to the buyer. This checklist will help guide you through the preparations for closing, ensuring a smooth transition.

## Pre-Closing Preparations

- **Review Closing Documents in Advance:** Ensure you understand all documents you'll be signing, including the closing disclosure, which outlines your loan details and closing costs.
- **Complete Required Repairs:** Fulfill any agreed-upon repair work from the home inspection contingency before the final walkthrough.
- **Prepare for the Final Walkthrough:** Clean the house and remove all personal belongings, unless otherwise agreed upon with the buyer.

## Documents and Information to Bring to Closing

- **Government-Issued Photo ID:** Bring a valid photo ID (driver's license or passport) for identity verification.
- **House Keys and Codes:** Have all house keys, garage openers, gate codes, and any other access devices ready to hand over.
- **Receipts for Agreed-Upon Repairs:** Provide documentation for any repairs or maintenance work completed as part of the sale agreement.
- **Important Documents:** Bring any documents that the closing agent or buyer has specifically requested, which may include warranty information, instruction manuals for home appliances, and any other relevant paperwork.

## Financial Considerations

- **Verify Payment Instructions:** Confirm how you will receive the proceeds from the sale, whether by electronic wire transfer or check, and verify all related details.
- **Understand Seller Costs:** Be clear on any costs you are responsible for at closing, including agent commissions, prorated property taxes, or other fees.

## At the Closing Meeting

- **Sign the Seller Documents:** You'll need to sign various legal documents, including the deed, which transfers property ownership, and the bill of sale.
- **Finalize Financial Transactions:** Ensure all financial transactions, including paying off your existing mortgage and any liens on the property, are completed.

## Post-Closing Tasks

- **Confirm Transfer of Utilities:** Make sure all utility services are transferred out of your name by the date specified in the closing agreement.
- **Retain Copies of Closing Documents:** Keep copies of all closing documents for your records, particularly for tax purposes.
- **Notify Key Parties of Your Move:** Inform the post office, subscription services, and others of your change of address.

By following this checklist, you can navigate the closing process with greater ease and confidence, knowing that all necessary preparations have been made for a successful sale and transfer of your home.

## Post-Sale Action Items Checklist

After the sale of your home is complete, there are several important steps you need to take to ensure a smooth transition for both you and the new homeowners. This checklist will guide you through the essential post-sale action items.

### Finalize Financial Matters

- **Pay Off Mortgage:** Ensure your mortgage is fully paid off and you have documentation to prove it.
- **Close Escrow Account:** Confirm the escrow account is closed and all funds have been properly disbursed.
- **Cancel Homeowner's Insurance:** Notify your insurance company to cancel your policy, effective the date of sale.
- **Collect Any Remaining Funds:** Ensure you receive any remaining proceeds from the sale after all deductions.

### Utility and Service Transfers

- **Notify Utility Companies:** Contact water, gas, electricity, and any other utility providers to terminate or transfer services as of the sale date.
- **Transfer or Cancel Subscriptions:** Cancel or update addresses for any home-related subscription services, including lawn care, pest control, and security monitoring.
- **Internet and Cable Services:** Arrange for the cancellation or transfer of your internet and cable services.

### Address and Mail Forwarding

- **USPS Mail Forwarding:** Set up mail forwarding with the United States Postal Service to your new address.
- **Update Your Address:** Notify banks, credit card companies, the DMV, insurance companies, and others of your new address.
- **Inform Friends and Family:** Send a notice or update your address book to inform your contacts of your move.

### Documents and Records

- **Secure Important Documents:** Ensure you have all important documents related to the sale, including the closing statement, final deed, and any warranties you're passing on to the new owners.
- **Keep Copies of Sale Documents:** Store copies of all sale-related documents in a safe place for future reference, especially for tax purposes.

### Miscellaneous Tasks

**Retrieve Any Forgotten Items:** Double-check the property for any personal items left behind in storage areas, attics, or basements.

**Cancel Local Memberships:** If you're moving out of the area, cancel or transfer local gym memberships, clubs, and association memberships.

**Review and Leave Reviews for Your Real Estate Agent and Other Professionals:** If you were satisfied with their services, consider leaving them positive reviews online.

### Prepare for Your New Home

**Prepare for Your Move:** If you haven't already, finalize arrangements with your moving company and prepare for moving day.

**Set Up Utilities at Your New Home:** Ensure utilities and services are set up at your new residence before you arrive.

Completing these post-sale action items will help ensure a seamless transition out of your old home and into your new one, while also taking care of important administrative tasks and financial loose ends.

## Chapter 20: The Art of Selling Land



The land market possesses a distinctive character that sets it apart from other sectors within the real estate industry. Unlike residential or commercial properties, where value is often determined by structures and their improvements, land value is influenced by a myriad of factors ranging from location and zoning to potential for development and natural resources. This uniqueness means that strategies for buying, selling, and developing land can significantly differ from those used in other real estate transactions.

Understanding the value of land and the dynamics of the market is crucial for anyone looking to sell land effectively. It involves more than just setting a price; it's about recognizing the land's potential, how it aligns with current market demands, and how these factors intersect with the goals of potential buyers. Whether the land is being sold for residential development, commercial use, or agricultural purposes, each type brings its own set of considerations, challenges, and opportunities.

This chapter aims to demystify the process of selling land by offering insights into evaluating its value, preparing it for sale, navigating the legal and regulatory landscape, and marketing it to the right audience. By understanding the unique aspects of the land market and employing strategic approaches tailored to this sector, sellers can maximize their success and achieve optimal outcomes in their transactions.

## **Understanding Your Land**

**Assessing the Land:** Techniques for Evaluating the Land's Topography, Usability, and Unique Features  
The initial step in preparing your land for sale involves a thorough assessment of its physical characteristics and potential uses. Evaluating the land's topography is essential, as it can significantly impact the type of development it can support. For instance, flat lands are generally more versatile and easier to build on, whereas hilly or uneven terrains might be more suitable for specific types of projects or may require additional investment in grading and preparation.

Understanding the land's usability involves considering soil quality, access to utilities, and the presence of water bodies or natural resources. These factors can enhance the value of the land if they meet the needs of potential buyers looking for agricultural opportunities, commercial development, or residential building. Additionally, unique features such as waterfronts, views, or historical significance can add to the land's appeal and should be highlighted in any sales strategy.

## **Zoning and Land Use Regulations**

### **An Explanation of How Zoning Laws Affect Land Use and the Selling Process.**

Zoning laws play a crucial role in determining how a piece of land can be used. These regulations, set by local governments, dictate the types of buildings and activities that are permissible on a parcel of land. For example, some areas are zoned exclusively for residential use, while others may be designated for commercial or industrial purposes. There are also mixed-use zones where both residential and commercial buildings are allowed.

Understanding the zoning classification of your land is vital, as it directly affects its marketability and value. If your land is zoned for a highly sought-after use, such as commercial development in a growing area, it could significantly increase its attractiveness to certain buyers. Conversely, restrictive zoning could limit potential uses and narrow the pool of interested parties. Familiarizing yourself with any potential rezoning processes or variances can also be beneficial, as these may expand the possibilities for the land's use and make it more appealing to buyers.

## **Land Survey and Legalities**

The Importance of Having an Up-to-Date Land Survey and Understanding Any Easements or Restrictions. A current land survey is indispensable when selling land. This document provides a legal description of the property, detailing its boundaries, size, and any physical features or improvements. It helps in identifying any discrepancies or encroachments that could complicate the sale process. A survey can also highlight attributes that enhance the property's value, such as access roads or utility lines.

Understanding and disclosing any easements or restrictions is equally important. Easements may grant others the right to use a portion of the property for specific purposes, such as utility access or shared driveways, which can affect how the land can be used or developed. Restrictions, often imposed by local ordinances or homeowners' associations, can limit the types of structures built or dictate architectural styles.

In sum, a comprehensive understanding of your land's physical attributes, legal standings, and zoning classifications forms the foundation of a successful sales strategy. It enables sellers to accurately represent their property, highlight its best features, and navigate the complexities of the land market with confidence.

## Preparing Your Land for Sale

Preparing your land for sale involves several important steps to make it more appealing to potential buyers, ensure you have the necessary documentation, and effectively showcase its potential. Here's a comprehensive guide:

### Clean Up and Basic Improvements

**Clearing Debris:** Remove any debris, garbage, or clutter from the land. This includes fallen branches, old structures, or any other items that may detract from the appearance.

**Landscaping:** Consider basic landscaping to enhance the overall look of the property. This could involve mowing the lawn, trimming bushes, and planting flowers or shrubs to add visual appeal.

**Repair Structures:** If there are any existing structures on the land, such as fences, gates, or sheds, make sure they are in good condition. Repair any damages or repaint if necessary to improve their appearance.

**Address Drainage Issues:** Ensure that there are no drainage problems on the land. Proper drainage is essential to prevent water pooling, which could deter potential buyers.

**Basic Infrastructure:** If feasible and within budget, consider adding basic infrastructure such as access roads, utilities (water, electricity), or fencing to increase the land's value.

### Getting the Right Documentation

**Title Deeds:** Make sure you have clear and updated title deeds for the land. This document proves your ownership and is essential for the sale process.

**Land Surveys:** Provide recent land surveys to potential buyers. Surveys show the boundaries of the property and any easements or encroachments, giving buyers confidence in what they're purchasing.

**Environmental Assessments:** If there are any environmental concerns or assessments related to the land, ensure you have documentation to address them. This could include reports on soil quality, contamination, or protected habitats.

### Staging Your Land

**Highlight Key Features:** Identify and highlight the unique features of your land, such as scenic views, natural resources, or proximity to amenities like parks or schools.

**Virtual Staging:** Utilize technology to showcase the land's potential. Virtual staging allows you to digitally enhance photos or create virtual tours to give buyers a better idea of what the land could look like with development or landscaping.

**Provide Information:** Create informational materials or brochures detailing the land's dimensions, zoning regulations, potential uses, and any other relevant details that may attract buyers.

**Open Houses or Tours:** Consider hosting open houses or guided tours of the land to allow potential buyers to see it firsthand and ask questions.

By following these steps, you can effectively prepare your land for sale, ensure you have the necessary documentation, and showcase its potential to attract interested buyers.

## **Valuing Your Land**

### **Factors Influencing Land Value**

**Location:** Location is often the most significant factor influencing land value. Desirable locations, such as urban areas with good access to amenities, transportation, and employment opportunities, tend to command higher prices.

**Size and Shape:** The size and shape of the land parcel can impact its value. Larger parcels typically have higher values, especially if they are suitable for development or have agricultural potential. Irregularly shaped parcels may be less desirable unless they offer unique advantages.

**Zoning and Land Use Regulations:** Zoning regulations dictate how land can be used and developed. Land designated for residential, commercial, agricultural, or industrial purposes will have different values based on demand and potential uses allowed by zoning laws.

**Topography and Terrain:** The physical characteristics of the land, such as elevation, slope, soil quality, and access to water sources, can affect its value. Flat, fertile land may be more valuable for farming or development, while steep or rocky terrain may have limited use and lower value.

**Utilities and Infrastructure:** Access to essential utilities like water, electricity, and sewer systems can significantly impact land value. Land with existing infrastructure or easy access to utilities may be more valuable due to reduced development costs.

**Environmental Factors:** Environmental considerations such as natural features (e.g., waterfront, mountain views), environmental protection regulations, and potential hazards (e.g., flood zones, contamination) can influence land value positively or negatively.

**Market Conditions:** Overall market conditions, including supply and demand dynamics, economic trends, interest rates, and investor sentiment, play a crucial role in determining land values. Strong demand and limited supply can drive prices higher, while economic downturns or oversupply may depress prices.

## **Appraisal and Market Analysis**

**Professional Appraisal:** Hire a qualified appraiser experienced in valuing land to assess its market value accurately. The appraiser will consider various factors, including comparable sales, land characteristics, market trends, and potential uses, to determine a fair market value.

**Comparable Sales Analysis:** Analyze recent sales of similar land parcels in the area to understand market trends and determine a competitive price. Look for properties with comparable size, location, zoning, and development potential to provide a basis for comparison.

**Market Research:** Conduct thorough market research to identify demand drivers, buyer preferences, and pricing trends in the local real estate market. Consider factors such as population growth, job opportunities, infrastructure projects, and planned developments that may impact land values.

**Consult Real Estate Professionals:** Seek guidance from local real estate agents, brokers, or land development experts who have expertise in the area. They can provide valuable insights into market conditions, pricing strategies, and potential buyers, helping you set a competitive price for your land.

**Adjustment for Unique Features:** Make adjustments to comparable sales or appraisal values to account for any unique features or characteristics of your land that may enhance or detract from its value. This could include factors like waterfront access, scenic views, or environmental constraints.

By carefully considering these factors, obtaining professional appraisals, and conducting thorough market analysis, you can accurately assess the value of your land and set a competitive price to attract potential buyers.

## Effective Marketing Channels

**Online Platforms:** Utilize online listing platforms such as real estate websites, land marketplaces, and social media channels to reach a wide audience. These platforms allow you to showcase your land with detailed descriptions, professional photos, and virtual tours. Pros: Wide reach, cost-effective, easy to update listings. Cons: Competition from other listings, may require expertise in online marketing.

**Real Estate Agents:** Partnering with experienced real estate agents who specialize in land sales can help you tap into their network of buyers and investors. Agents can handle marketing, negotiations, and paperwork on your behalf, saving you time and effort. Pros: Expertise in local market, access to potential buyers, professional representation. Cons: Commission fees, limited control over marketing strategies.

**Land Auctions:** Consider selling your land through auctions conducted by reputable auction houses or online auction platforms. Auctions can generate competitive bidding and potentially result in a quick sale at market value. Pros: Creates urgency among buyers, transparent process, potential for competitive bidding. Cons: Risk of selling below desired price, auction fees.

## Creating Compelling Sales Material

**Engaging Listings:** Craft compelling descriptions that highlight the unique features, benefits, and potential uses of your land. Use persuasive language to evoke emotions and convey the lifestyle or investment opportunities it offers.

**Professional Photos:** Invest in professional photography to capture high-quality images that showcase the land's best attributes. Consider hiring a professional photographer experienced in real estate photography to capture appealing angles, natural lighting, and key features.

**Aerial Shots with Drones:** Use drones to capture stunning aerial shots and panoramic views of the land. Aerial photography provides a unique perspective, allowing potential buyers to visualize the land's layout, surroundings, and potential development opportunities.



By targeting the right audience, leveraging effective marketing channels, and creating compelling sales material, you can maximize exposure and attract potential buyers to your land. Be strategic in your approach, emphasizing the unique value propositions that make your land stand out in the market.

## Negotiating and Closing the Deal

**Understanding Buyer's Motivations:** Identifying Buyer Needs: Understand what motivates potential buyers to purchase land. Some may be interested in investment opportunities, while others may seek a location for development, recreation, or personal use. Tailor your marketing messages and offerings to align with their specific needs and preferences.

**Highlighting Benefits:** Emphasize the unique features and benefits of your land that align with the buyer's motivations. Whether it's proximity to amenities, scenic views, development potential, or environmental attributes, clearly communicate how your land fulfills their requirements.

### Negotiation Strategies

**Set Realistic Expectations:** Understand the market value of your land and be realistic about your asking price. Consider recent sales data, appraisals, and market conditions when setting your price to avoid overpricing or underpricing the property.

**Responding to Offers:** Evaluate each offer carefully and be prepared to negotiate terms that are favorable to both parties. Consider factors such as price, contingencies, financing terms, and closing timeline when reviewing offers.

**Counteroffers:** If the initial offer does not meet your expectations, consider making a counteroffer with adjusted terms. Maintain open communication with the buyer to understand their concerns and find common ground. Be flexible but also assertive in negotiating terms that are fair and acceptable to both parties.

**Seek Professional Guidance:** Consider hiring a real estate attorney or experienced negotiator to represent your interests and provide guidance throughout the negotiation process. They can offer valuable insights, handle complex negotiations, and ensure that the terms of the agreement protect your interests.

### The Closing Process

**Legal Paperwork:** Once you've reached an agreement with the buyer, legal paperwork will need to be prepared to formalize the transaction. This may include a purchase agreement, deed, title insurance, and any relevant disclosures or permits required by local regulations.

**Escrow:** The closing process typically involves placing funds and documents into escrow, where they are held by a neutral third party until all conditions of the sale are met. Escrow ensures a secure and orderly transfer of ownership, with funds disbursed only upon completion of the transaction.

**Title Search and Insurance:** A title search will be conducted to verify ownership of the land and identify any liens, encumbrances, or legal issues that may affect the title. Title insurance is typically purchased to protect the buyer and lender against any defects in the title that may arise after closing.

**Transferring Ownership:** Once all conditions of the sale have been satisfied, ownership of the land is transferred from the seller to the buyer. This may involve signing closing documents, paying closing costs, and recording the deed with the appropriate government authority to officially transfer title.

**Finalizing the Transaction:** With the transfer of ownership completed, the closing process concludes, and the buyer takes possession of the land. Any remaining funds held in escrow are disbursed to the seller, and the transaction is officially closed.

By understanding buyer motivations, employing effective negotiation strategies, and navigating the closing process with diligence and professionalism, you can successfully finalize the sale of your land and ensure a smooth and satisfactory transaction for all parties involved.

## Legal and Tax Considerations

### Legal Requirements:

**Disclosure Obligations:** Sellers are generally required to disclose any material defects or issues with the land that could affect its value or desirability. Failure to disclose such information could lead to legal liability for misrepresentation or fraud.

**Zoning and Land Use Regulations:** Ensure compliance with zoning laws, building codes, and land use regulations when selling land. Buyers will expect clear information about the permitted uses of the land and any restrictions or limitations imposed by local authorities.

**Title Issues:** Conduct a thorough title search to identify any liens, encumbrances, or title defects that may affect the sale. Clear title is essential for a smooth transaction, and sellers may need to address any title issues before completing the sale.

**Contracts and Agreements:** Draft clear and comprehensive sales contracts or purchase agreements that outline the terms and conditions of the sale, including purchase price, closing date, contingencies, and any other relevant provisions. Consider consulting a real estate attorney to ensure the contract protects your interests and complies with applicable laws.

**Closing Procedures:** Familiarize yourself with the legal requirements and procedures for closing real estate transactions in your jurisdiction. This may include specific documentation, escrow procedures, and recording requirements to transfer ownership of the land legally.

### Tax Implications:

**Capital Gains Tax:** The sale of land may trigger capital gains tax, which is calculated based on the difference between the sale price and the adjusted basis (typically the purchase price plus any improvements or acquisition costs). Long-term capital gains tax rates apply if the land was held for more than one year.

**Depreciation Recapture:** If the land was used for business or investment purposes and depreciation deductions were claimed, selling the land may trigger depreciation recapture tax on the portion of the gain attributable to depreciation.

**1031 Exchange:** Consider using a 1031 exchange, also known as a like-kind exchange, to defer capital gains tax on the sale of land by reinvesting the proceeds in a similar investment property. This strategy allows sellers to defer tax liability and potentially diversify their real estate holdings without immediate tax consequences.

**State and Local Taxes:** Be aware of any state or local taxes that may apply to the sale of land, such as transfer taxes, property taxes, or withholding taxes. Consult with a tax advisor or accountant to understand the specific tax implications in your area and explore strategies for minimizing tax liabilities.

**Estate Planning Considerations:** Selling land may have implications for estate planning, particularly if the land is held in trust or as part of an estate. Consider consulting with an estate planning attorney or financial advisor to assess the impact of the sale on your overall estate plan and explore tax-efficient strategies for transferring wealth to heirs.

By understanding the legal requirements and tax implications of selling land, sellers can navigate the process effectively, minimize legal risks, and optimize their tax outcomes. Consult with legal and tax professionals to ensure compliance with applicable laws and develop a strategy that meets your financial objectives.

## **Chapter 22**

# **Mastering the Sale of Multifamily Homes**



## Introduction

Overview of the multifamily home market and its significance in real estate. The potential benefits and challenges of selling multifamily properties.

## Understanding Multifamily Properties

### Types of Multifamily Homes

**Duplexes:** Duplexes are residential buildings divided into two separate units, each with its own entrance, kitchen, and living space. Typically, one unit is located above the other, although side-by-side arrangements are also common.

**Triplexes:** Triplexes consist of three separate living units within a single building. These units can be stacked vertically or arranged horizontally, with each unit having its own amenities and living space.

**Quadplexes/Quadruplexes:** Quadplexes, also known as quadruplexes, are similar to triplexes but contain four separate living units. They are often structured as two duplexes attached or as a single building with four units.

**Apartment Buildings:** Apartment buildings are larger multifamily properties consisting of multiple units, typically more than four, within a single building or complex. They often offer amenities such as shared common areas, laundry facilities, and parking.

**Townhouses:** While not always classified strictly as multifamily properties, townhouses are often considered as such due to their multiple-unit structure. They consist of attached homes, usually two or more, with separate entrances and shared walls.

## Market Dynamics

**Economic Factors:** Economic conditions such as employment rates, income levels, and interest rates significantly influence the multifamily housing market. Economic growth often leads to increased demand for rental properties, while economic downturns may affect occupancy rates and rental prices.

**Location:** Location is a critical factor in the multifamily market. Proximity to employment centers, amenities, transportation hubs, and desirable neighborhoods can drive demand and impact property values. Urban areas typically have higher demand for multifamily housing due to population density and convenience.

**Housing Trends:** Shifting demographics, lifestyle preferences, and housing needs influence the multifamily market. Trends such as urbanization, an aging population, and the rise of remote work can shape demand for different types of multifamily properties, such as luxury apartments, senior housing, or mixed-use developments.

## Value Proposition

**Investors:** Multifamily properties offer investors the opportunity for steady cash flow through rental income, potential appreciation in property value, and diversification within their investment portfolio. They also provide economies of scale, as income is generated from multiple units within a single property.

**Developers:** Developers are attracted to multifamily projects for their scalability and efficiency in land use. Building multifamily properties allows developers to maximize returns on investment by constructing multiple units on a single parcel of land. Additionally, the demand for rental housing often ensures a steady market for new developments.

**Families and Co-living Arrangements:** Multifamily homes appeal to families and individuals seeking affordable housing options or communal living arrangements. Duplexes, triplexes, and townhouses provide the benefits of homeownership while allowing occupants to share expenses and communal spaces. Additionally, apartment buildings offer amenities and maintenance services that can enhance quality of life for residents.

## Preparing for Sale

## Assessing the Property

**Physical Inspection:** Conduct a thorough inspection of the property, including common areas, individual units, and utilities. Look for signs of wear and tear, structural issues, plumbing or electrical problems, and the overall condition of amenities.

**Unit Evaluation:** Evaluate each unit's layout, size, condition, and any upgrades or renovations. Consider factors such as kitchen and bathroom quality, flooring, lighting, and storage space.

**Common Areas:** Assess the condition and functionality of shared spaces such as hallways, lobbies, parking areas, and recreational facilities. Ensure they are well-maintained and attractive to potential buyers.

**Utilities:** Verify the functionality of essential utilities such as heating, cooling, water, and electrical systems. Address any issues to ensure the property meets safety and livability standards.

## Legal and Regulatory Compliance

**Zoning Regulations:** Verify that the property complies with local zoning laws and regulations. Ensure it is zoned appropriately for its current use and any potential redevelopment plans.

**Safety Standards:** Ensure the property meets all safety codes and regulations, including fire safety, building codes, accessibility requirements, and environmental regulations.

**Housing Regulations:** Comply with rental housing regulations, including tenant rights, lease agreements, eviction procedures, and fair housing laws. Ensure all necessary permits and licenses are up to date.

## Financial Analysis

**Rental Income:** Analyze the property's rental income by reviewing lease agreements, vacancy rates, and historical rental data. Consider market rents and potential for rent increases to maximize income.

**Expenses:** Evaluate operating expenses such as property taxes, insurance, maintenance costs, utilities, management fees, and repairs. Identify areas where expenses can be reduced or optimized to improve cash flow.

**Net Operating Income (NOI):** Calculate the property's NOI by subtracting operating expenses from rental income. A higher NOI indicates better financial performance and potential for increased property value.

**Appreciation Potential:** Assess the property's potential for appreciation based on market trends, demand for multifamily properties in the area, and any planned developments or infrastructure improvements that could impact property values.

By thoroughly assessing the property's condition, ensuring compliance with regulations, and conducting a comprehensive financial analysis, sellers can effectively prepare multifamily properties for sale and maximize their value in the market.

## Valuation and Pricing

### Determining Value

**Location:** Location is a primary factor influencing the value of multifamily homes. Properties situated in desirable neighborhoods with access to amenities, transportation, employment centers, and good school districts tend to command higher prices.

**Occupancy Rates:** The occupancy rate, or the percentage of units that are rented out, directly impacts the income potential and value of multifamily properties. Higher occupancy rates indicate strong demand and can increase the property's value.

**Income Potential:** The potential rental income generated by the property plays a crucial role in its valuation. Factors such as market rents, lease terms, rental demand, and rental trends in the area all influence income potential. Investors often use metrics like gross rent multiplier (GRM) or capitalization rate (cap rate) to assess income potential and value.

**Property Condition:** The physical condition of the property, including the quality of construction, age of the building, maintenance history, and any renovations or upgrades, can affect its value. Well-maintained properties with updated amenities typically command higher prices.

**Market Conditions:** Overall market conditions, including supply and demand dynamics, interest rates, economic indicators, and housing trends, also influence the value of multifamily properties. A strong market with high demand and limited supply can drive up prices, while a weak market may lead to lower valuations.

## Pricing Strategies

**Comparative Market Analysis (CMA):** Conduct a thorough analysis of comparable multifamily properties in the area to determine market trends and benchmark prices. A CMA helps sellers understand the competition and set a competitive price based on recent sales data.

**Income Approach:** Utilize an income-based approach to pricing, considering the property's potential rental income and applying a cap rate or GRM to estimate its value. This method is commonly used for income-generating properties like multifamily homes and focuses on the property's ability to generate cash flow.

**Cost Approach:** Calculate the property's value based on the cost of land and construction, adjusted for depreciation and obsolescence. While less commonly used for income-producing properties, the cost approach can provide a baseline value, especially for new or recently renovated properties.

**Flexibility:** Remain flexible with pricing strategies to adapt to changing market conditions and buyer feedback. Consider pricing adjustments based on the property's time on the market, buyer interest, and comparable sales activity.

**Marketing Strategies:** Implement effective marketing strategies to showcase the property's unique features, amenities, and investment potential. Highlighting factors such as location, rental income, occupancy rates, and potential for value appreciation can attract serious buyers and justify the asking price.

By carefully considering factors that influence value and implementing strategic pricing strategies, sellers can effectively position multifamily properties in the market to attract qualified buyers and achieve optimal sale prices.

## Marketing Multifamily Homes

### Target Audience

**Investors:** Identify potential buyers such as individual investors, institutional investors, real estate investment trusts (REITs), or private equity firms. Tailor marketing efforts to appeal to their investment goals, whether it's maximizing cash flow, achieving long-term appreciation, or diversifying their portfolio.

**Developers:** Target developers looking to acquire multifamily properties for redevelopment, renovation, or new construction projects. Highlight the property's redevelopment potential, zoning allowances, and any value-add opportunities.

**Owner-Occupiers:** Consider marketing to owner-occupiers who may be interested in purchasing multifamily properties as homes with rental income potential. Emphasize the benefits of co-living arrangements or live-and-rent opportunities.

### Effective Marketing Channels

**Online Listings:** Utilize online real estate platforms, listing websites, and social media channels to showcase the property's features, amenities, and investment potential. Include high-quality photos, virtual tours, floor plans, and detailed property descriptions to attract prospective buyers.

**Specialized Real Estate Agents:** Work with real estate agents or brokers specialized in multifamily properties who have experience in marketing and selling similar assets. They can provide valuable insights, access to a network of potential buyers, and assistance throughout the sales process.

**Networking Events:** Attend real estate networking events, industry conferences, and investment seminars to connect with potential buyers, investors, developers, and other industry professionals. Building relationships and networking can lead to valuable opportunities and referrals.

## Presentation and Staging

**Staging:** Stage common areas and vacant units to enhance their appeal and showcase the property's potential. Use neutral colors, modern furniture, and tasteful decor to create inviting and functional spaces that appeal to a wide range of buyers.

**Comprehensive Financial Data:** Provide prospective buyers with comprehensive financial data, including rental income, expenses, occupancy rates, cash flow projections, and investment performance metrics. Transparency and accuracy in financial reporting build trust and confidence among buyers and facilitate informed decision-making.

**Investment Analysis:** Offer investment analysis tools and resources to help buyers evaluate the property's financial performance, such as pro forma income statements, cap rate calculations, cash-on-cash returns, and sensitivity analyses. Highlight the property's potential for income growth, value appreciation, and risk-adjusted returns.

By understanding the target audience, leveraging effective marketing channels, and presenting the property in the best light, sellers can attract qualified buyers and maximize the value of multifamily homes in the market.

## Negotiating the Sale

### Understanding Buyer Motivations

**Investors:** Investors are typically motivated by financial returns and seek properties that offer stable cash flow, appreciation potential, and favorable investment metrics such as cap rates and cash-on-cash returns. They may prioritize properties with existing tenants, strong occupancy rates, and predictable income streams.

**Developers:** Developers are often motivated by the property's redevelopment potential, zoning allowances, and value-add opportunities. They seek properties with underutilized space, renovation possibilities, or potential for conversion into higher-value uses such as condominiums, mixed-use developments, or luxury rentals.

**Owner-Occupiers:** Owner-occupiers may be motivated by a combination of personal and financial factors. They may seek multifamily properties as homes with rental income potential, live-and-rent opportunities, or properties that accommodate multigenerational living arrangements. Their motivations may include factors such as location, amenities, lifestyle preferences, and long-term investment goals.

### Negotiation Techniques



**Understand Buyer Needs:** Begin negotiations by understanding the buyer's motivations, preferences, and objectives. Tailor your negotiation strategy to address their specific needs while also advancing your own interests as the seller.

**Highlight Value Proposition:** Clearly articulate the unique value proposition of the property, emphasizing its strengths, investment potential, and competitive advantages. Use data, market insights, and financial analysis to support your position and justify the asking price.

**Flexibility on Terms:** Be flexible on price and terms to accommodate buyer needs while still achieving your desired outcome. Consider alternative forms of financing, seller concessions, or creative deal structures to bridge any gaps and facilitate agreement.

**Focus on Win-Win Solutions:** Approach negotiations with a collaborative mindset, seeking mutually beneficial outcomes that satisfy both parties' objectives. Look for opportunities to create value, address concerns, and build rapport to foster a positive negotiation environment.

**Maintain Leverage:** Leverage the property's strengths, market demand, and competitive advantages to maintain negotiating power. Avoid disclosing unnecessary information that could weaken your position and be prepared to walk away if the terms are not favorable.

## **Navigating Multiple Offers**

**Evaluate Each Offer:** Carefully review and compare each offer based on factors such as price, terms, contingencies, financing, and buyer qualifications. Consider the overall strength of each offer and its alignment with your goals as the seller.

**Communicate Clearly:** Keep all parties informed and communicate transparently throughout the process to manage expectations and avoid misunderstandings. Provide timely responses to offers, counteroffers, and negotiation points to keep the momentum going.

**Create a Competitive Environment:** Use multiple offers to create a competitive bidding environment that drives up the sale price and improves terms. Encourage buyers to submit their best offers and consider implementing a deadline for final offers to expedite the decision-making process.

**Negotiate with Top Candidates:** Focus on negotiating with the most qualified and serious buyers who present the strongest offers. Prioritize buyers who demonstrate financial readiness, commitment, and a clear understanding of the property's value.

**Negotiate with Backup Offers:** Keep backup offers in play as a fallback option in case the primary offer falls through. Maintain open communication with backup buyers and be prepared to move forward with them if necessary.

By understanding buyer motivations, employing effective negotiation techniques, and navigating multiple offers strategically, sellers can optimize the sale process and achieve the best possible outcome for their multifamily properties.

## **Closing the Deal**

### **Due Diligence Process**

**Buyer's Due Diligence:** The due diligence process allows the buyer to thoroughly investigate the property's condition, financial performance, legal status, and any potential risks or liabilities. This may include reviewing financial records, conducting property inspections, verifying zoning and regulatory compliance, and assessing tenant leases and occupancy.

**Seller Preparation:** Sellers can facilitate the due diligence process by organizing and providing comprehensive documentation and information about the property. This includes financial statements, rent rolls, maintenance records, utility bills, property tax records, insurance policies, warranties, and any relevant permits or licenses. Respond promptly to buyer requests for information and cooperate with their inspection and investigation efforts.

## Legal and Financial Considerations

**Contracts:** Once the buyer completes due diligence and is satisfied with the property's condition and performance, both parties enter into a purchase agreement or sales contract. This legally binding document outlines the terms and conditions of the sale, including the purchase price, closing date, contingencies, and any seller concessions or warranties.

**Inspections:** The buyer may conduct various inspections during the due diligence period, such as property inspections, environmental assessments, and appraisal evaluations. Sellers should cooperate with these inspections and address any issues or concerns that arise. Negotiations may occur based on inspection findings, with potential adjustments to the purchase price or terms.

**Financing:** Buyers typically secure financing to fund the purchase of multifamily properties. Sellers should cooperate with the buyer's lender and provide any necessary documentation or information to facilitate the financing process. This may include providing access to the property for appraisal purposes and assisting with any lender-required inspections or assessments.

**Escrow:** The closing process often involves an escrow company or attorney who acts as a neutral third party to facilitate the transfer of funds and documents between the buyer and seller. The escrow agent ensures that all contract conditions are met, coordinates the exchange of funds and legal documents, and records the transfer of ownership with the appropriate authorities.

## Transferring Ownership

**Tenant Notifications:** Sellers are typically required to notify tenants of the impending sale of the property. This may involve providing written notice of the change in ownership, informing tenants of their rights and responsibilities under new ownership, and providing contact information for the new landlord or property management company.

**Lease Agreements:** Existing lease agreements typically transfer to the new owner upon closing, and tenants remain bound by the terms of their leases. Sellers should provide copies of all lease agreements to the buyer and ensure that tenants are aware of any changes in ownership or management. Buyers may choose to renegotiate leases or terminate agreements as part of their investment strategy.

**Finalizing the Sale:** Once all conditions of the purchase agreement are satisfied, and the necessary legal and financial steps are completed, the sale can be finalized at closing. This involves signing the necessary legal documents, exchanging funds, and transferring ownership of the property from the seller to the buyer. The closing process may take place at the office of the escrow agent, attorney, or title company, and all parties involved in the transaction are typically present to sign the necessary paperwork.

By understanding the due diligence process, navigating legal and financial considerations, and effectively managing the transfer of ownership, sellers can successfully close the deal and finalize the sale of their multifamily properties.

## Conclusion

Selling multifamily homes requires careful planning, strategic execution, and a thorough understanding of the market dynamics and sales process. Throughout this guide, we've explored the essential steps and strategies for successfully navigating the multifamily home sale process.

## Recap of Essential Steps and Strategies

**Preparation:** Begin by assessing the property, ensuring legal and regulatory compliance, and conducting a comprehensive financial analysis to determine its value proposition.

**Marketing:** Identify the target audience, leverage effective marketing channels, and present the property in the best light to attract qualified buyers.

**Negotiation:** Understand buyer motivations, employ negotiation techniques, and navigate multiple offers strategically to achieve the best possible outcome for the seller.

**Closing the Deal:** Facilitate the buyer's due diligence process, navigate legal and financial considerations, and finalize the sale by transferring ownership and completing all necessary documentation.

## Encouragement to Utilize Knowledge

Armed with the knowledge gained from this guide, sellers can navigate the multifamily home sale process with confidence. Whether you're an individual investor, developer, or owner-occupier, understanding the intricacies of selling multifamily properties empowers you to make informed decisions, maximize value, and achieve your real estate goals.

Remember, each step of the process presents opportunities to showcase the property's strengths, negotiate favorable terms, and ultimately secure a successful sale. By leveraging the strategies outlined in this guide and adapting them to your specific circumstances, you can position your multifamily home for a seamless and profitable transaction.

As you embark on your journey to sell multifamily homes, approach the process with diligence, patience, and a commitment to excellence. With careful planning and strategic execution, you can navigate the complexities of the market, overcome challenges, and emerge victorious in achieving your desired outcomes.

*Best of luck on your multifamily home selling journey! -Steve*

## Additional Resources

---

### Recommended Reading:

- "Multi-Family Millions: How Anyone Can Reposition Apartments for Big Profits" by David Lindahl
- "The Complete Guide to Buying and Selling Apartment Buildings" by Steve Berges
- "The Book on Rental Property Investing: How to Create Wealth and Passive Income Through Intelligent Buy & Hold Real Estate Investing" by Brandon Turner

- "The ABCs of Real Estate Investing: The Secrets of Finding Hidden Profits Most Investors Miss" by Ken McElroy
- "The Ultimate Beginner's Guide to Real Estate Investing" by BiggerPockets

### **Websites:**

- BiggerPockets (<https://www.biggerpockets.com/>) - A comprehensive resource for real estate investors, offering articles, forums, podcasts, and educational materials on multifamily investing.
- LoopNet (<https://www.loopnet.com/>) - A leading online marketplace for commercial real estate, including multifamily properties. It provides listings, market data, and research tools for buyers and sellers.
- CoStar Group (<https://www.costargroup.com/>) - A provider of commercial real estate information, analytics, and online marketplaces. Their platform offers data-driven insights and listings for multifamily properties.
- Multifamily Executive (<https://www.multifamilyexecutive.com/>) - A publication focused on trends, insights, and news in the multifamily industry. It covers topics such as development, management, finance, and technology.
- National Apartment Association (<https://www.naahq.org/>) - An organization representing the multifamily housing industry, offering resources, education, advocacy, and networking opportunities for professionals in the field.

### **Professional Services:**

- Real Estate Agents/Brokers specializing in multifamily properties - Seek out experienced agents or brokers with expertise in multifamily real estate transactions.
- Property Management Companies - Consider hiring a property management firm to assist with property maintenance, tenant relations, and operational tasks.
- Legal Counsel - Consult with real estate attorneys familiar with multifamily transactions to ensure compliance with regulations, draft contracts, and navigate legal issues.
- Appraisal and Valuation Services - Engage certified appraisers to assess the value of your multifamily property accurately.
- Financing and Lending Institutions - Explore financing options and loan programs tailored to multifamily properties offered by banks, credit unions, and commercial lenders.

These resources provide valuable insights, information, and support to sellers navigating the multifamily real estate market. By leveraging these tools and services, sellers can enhance their understanding, optimize their strategies, and maximize their success in selling multifamily homes.

## **Chapter 23**

### **Unlock Your Profit Potential: The Value of Hiring a Top-Notch Agent**



*Realtor's Rhyme:*

*The Art of Selling Homes with Expertise and Grace*

*In realms of brick and mortar, where dreams and dwellings align,*

*A tale unfolds of selling homes, a journey quite divine.  
With knowledge vast on setting price, and staging rooms with care,  
The DGY path tempts the brave, a venture bold, yet rare.*

*Consider stocks, a gamble wild, with highs and lows untold,  
A book on investments read with zeal, yet uncertainty takes hold.  
For navigating market storms requires more than just a guide,  
It's expertise and steady hands that truly turn the tide.*

*So too in selling one's abode, a task not for the meek,  
The DGY route, though paved with hope, can outcomes bleakly speak.  
For without a guide, a seasoned hand, the journey's fraught with risk,  
And often finds the solo seller, in deals, they barely whisk.*

*A realtor, with wisdom deep, in market's ebb and flow,  
Provides the compass, steady and true, through selling's highs and lows.  
From pricing homes to closing deals, their expertise does shine,  
Ensuring that your cherished home fetches value so divine.*

*Their networks vast, their strategies sound, they navigate with grace,  
Transforming selling's daunting path into a winning race.  
So, heed this tale, dear friends, and choose not to walk alone,  
For in the realm of real estate, the right guide's worth is shown.*

*In summary, this poetic tale implores with gentle plea,  
To trust in those whose craft, it is to set your property free.  
For in the art of selling homes, where dreams and futures hinge,  
A realtor's hand, both skilled and sure, can make the process sing.*

## **Nora's Wisdom, Liam's Lesson: The Tale of Two Home Sales**

In the twin villages of Eastwood and Westwood, separated only by the gentle flow of Silverstream River, there lived two.



Homeowners, Nora of Eastwood and Liam of Westwood. Both decided it was time to sell their cherished homes for new adventures in distant lands. Yet, their paths to sale were as different as night and day, teaching the villages a timeless lesson on the value of expertise.

### **Nora's Wise Decision**

Nora, known for her prudence, sought the guidance of a seasoned realtor named Elara. Elara, with her vast knowledge of the market and a network as wide as the Silverstream, took Nora's home under her wing. Together, they set a fair price, staged the home to showcase its warmth and potential, and listed it on platforms far beyond the reach of Eastwood's villagers. Elara handled negotiations, leveraging her expertise to navigate through offers, ensuring Nora received a price that reflected her home's true worth. The process was smooth and efficient, with Nora's home finding a loving new owner in the blink of an eye.

### **Liam's Lonely Struggle**

Liam, on the other hand, was determined to tread the path alone. Armed with nothing but determination, he listed his home, basing the price on a hunch rather than market analysis. Days turned into weeks, with few visitors and no offers.

Negotiations with interested parties turned into dead ends, as Liam found himself outmaneuvered and overwhelmed by the complexities of real estate transactions. Missteps and misunderstandings piled up, turning the sale of his home into a prolonged saga of stress and uncertainty.

### **The Tale of Two Sales**

As Nora settled into her new adventure, content with the knowledge that her home was passed on to appreciative hands, Liam's journey became a cautionary tale whispered across Eastwood and Westwood. His home, once a jewel of Westwood, languished on the market, its price dropping in despair.

### **The Lesson Learned**

The villagers of Eastwood and Westwood saw firsthand the stark contrast between Nora's smooth sale and Liam's troubled waters. Nora's story illuminated the value of expertise, showing that a realtor's guidance was not an expense but an investment in peace of mind and financial gain. Liam's ordeal, filled with pitfalls and lost opportunities, served as a somber reminder of the perils of navigating unknown waters without a seasoned captain at the helm.

In time, Liam, weary from his trials, sought the aid of a realtor, following in Nora's footsteps. His home eventually found new owners, but at a cost much dearer than he had anticipated, both in time and treasure.

### **The Parable's Echo**

The parable of Nora and Liam echoed through the villages, a testament to the wisdom of seeking expertise in matters of great importance. It taught that while the journey of selling a home could be embarked upon alone, the path was fraught with unseen challenges best faced with a knowledgeable ally by one's side.

And so, the villagers of Eastwood and Westwood, whenever they pondered change and the sale of their homes, remembered Nora's smooth passage and Liam's troubled voyage, choosing the way of wisdom, guidance, and the invaluable support of a realtor.

## **Key Takeaways**

**The Importance of Expertise:** Nora's successful sale, helped by her realtor Elara, underscores the critical importance of relying on expertise in the real estate market. It demonstrates how a knowledgeable professional can streamline the selling process, from pricing to negotiation, ensuring the best possible outcome.

**The Risks of Going Solo:** Liam's experience serves as a cautionary tale about the challenges and risks of attempting to sell a home without professional guidance. His struggles highlight how a lack of market knowledge and negotiation skills can lead to prolonged listing periods, reduced sale prices, and increased stress.

**Value of Strategic Pricing:** The story emphasizes the significance of setting a fair and strategic price for a property. Nora's ability to secure a satisfactory sale price reflects the benefits of relying on market analysis and expertise, contrasting sharply with Liam's guesswork approach.

**Effective Marketing and Staging:** Elara's strategies for staging Nora's home and marketing it on various platforms illustrate the importance of presenting the property in its best light and reaching a wide audience. This approach not only attracts more potential buyers but also enhances the property's perceived value.

**Negotiation Skills Are Key:** The contrasting outcomes of Nora and Liam's sales efforts underscore the importance of negotiation skills in real estate transactions. Professional realtors bring experience and strategic insight to the table, navigating offers and counteroffers to secure favorable terms.

**The Emotional and Financial Toll of DIY Sales:** Liam's ordeal reveals the emotional and financial toll that selling a home alone can take on homeowners. Without proper support, sellers can find themselves overburdened and ill-equipped to manage the complexities of the sale process.

**The Investment Value of Realtors:** Through Nora's story, the narrative makes a compelling case for viewing realtor fees not as an expense but as an investment in achieving a successful, stress-free sale. The expertise and services provided by realtors can significantly enhance the sale's efficiency and profitability.



**Learning from Others' Experiences:** The parable of Nora and Liam serves as a valuable lesson to the villagers, and by extension, to all homeowners contemplating a sale. It demonstrates the wisdom of learning from others' experiences and the benefits of seeking professional assistance early in the process.

**The Collective Wisdom of Community:** The shared tale of Nora and Liam's home sales becomes a piece of collective wisdom within Eastwood and Westwood, guiding future sellers toward making informed decisions about engaging real estate professionals.

**The Journey to a Successful Sale:** Ultimately, the story illustrates that the path to a successful home sale is navigated most effectively with the support of a seasoned realtor. By choosing expertise over solitary effort, sellers can achieve a smoother, more rewarding sale experience.

## Why Hire a Real Estate Agent?



This book is brimming with valuable insights on selling your home. Armed with knowledge about setting listing prices, online marketing, staging, and negotiation, you might be tempted to wonder if you can handle the process yourself. After all, why not try DIY, right? Well, let's put it into perspective with an analogy.

Imagine you received a book on investment strategy for your birthday and diligently studied it. The stock market is experiencing wild fluctuations, with weeks of soaring gains followed by steep losses due to various political and economic factors. Now, the question arises: are you equipped to navigate the complexities of the stock market or mutual fund investing? Can you handle the emotional rollercoaster of watching your investments fluctuate?

Similarly, selling your home without professional guidance can be risky. Even if you manage to sell, statistics show that individual sellers often fetch lower prices compared to those who enlist the help of a realtor.

In today's real estate market, the process of selling a home involves numerous individuals with diverse skills and expertise, all contributing to the transaction's success from beginning to end. It's a multifaceted journey and trying to manage it all on your own can feel overwhelming.

An experienced real estate professional, however, can streamline the process significantly. You don't need to be a real estate expert yourself when you have a knowledgeable professional by your side. Here's why:

Firstly, a local real estate agent possesses invaluable insights into the market, including pricing history and trends. They can accurately assess your home's value and strategically price it to maximize your returns while ensuring a timely sale.

Furthermore, real estate agents have extensive networks of contacts, including contractors, inspectors, and other professionals, which they can leverage to facilitate every aspect of the selling process.

Moreover, agents have access to comprehensive market data, allowing them to make informed decisions and tailor their strategies to your specific circumstances. They can identify comparable sales, analyze market conditions, and highlight unique selling points to attract potential buyers.

Attempting to sell your home without an agent entails significant effort, resources, and time spent organizing various tasks. In contrast, a professional agent handles all the legwork, saving you time and hassle.

When choosing an agent, look for someone who is current, well-connected, knowledgeable, organized, personable, passionate, tenacious, honest, self-motivated, creative, and tech-savvy. These qualities are essential for ensuring a successful sale.

Moreover, agents excel in negotiation, thanks to their experience and training. They can advocate for your interests effectively, navigate complex negotiations, and maintain confidentiality throughout the process.

Additionally, agents act as buffers between buyers and sellers, ensuring a professional and objective transaction. They manage communications, filter inquiries, and coordinate showings, allowing you to focus on other priorities.

In summary, selling your home requires careful consideration and professional guidance. While DIY might seem tempting, enlisting the help of a real estate agent offers numerous advantages, from market expertise to negotiation skills. So, before embarking on this journey solo, weigh the risks and benefits carefully. Hiring an experienced real estate agent can significantly impact the success of buying or selling a property.

## Here are 50 reasons why enlisting the help of a seasoned professional is a wise decision:

1. **Market Knowledge:** Agents understand current market conditions and how they affect your buying or selling process.
2. **Pricing Expertise:** They can set or identify the right price, ensuring you don't overpay or undersell.
3. **Negotiation Skills:** Experienced agents negotiate deals effectively, protecting your interests.
4. **Access to Listings:** Agents have access to comprehensive listings, including those not publicly available.
5. **Time Savings:** They handle all aspects of the buying or selling process, saving you time.
6. **Professional Network:** Agents have a network of professionals (inspectors, lawyers, contractors) to assist you.
7. **Paperwork Management:** They handle complex paperwork, reducing errors and stress.
8. **Marketing Resources:** Agents use their resources to market your property effectively.
9. **Buyer Screening:** For sellers, agents screen potential buyers to ensure they are serious and qualified.
10. **Area Expertise:** They have in-depth knowledge of local communities, schools, and amenities.
11. **Transaction Management:** Agents manage the transaction from start to finish, ensuring everything runs smoothly.
12. **Problem-Solving Skills:** Experienced agents can creatively solve issues that arise during the process.
13. **Emotional Detachment:** They provide an objective perspective, making it easier to make clear-headed decisions.
14. **Home Presentation Advice:** Agents advise on staging and improvements to enhance your home's appeal.
15. **Code Expertise:** They understand local real estate regulations and codes, helping you avoid legal issues.
16. **Investment Insight:** Agents can identify good investment opportunities and advise on potential ROI.
17. **Confidentiality:** They maintain your confidentiality and privacy throughout the process.
18. **Closing Experience:** Experienced agents smoothly navigate the closing process, avoiding delays.

19. **Advocacy:** They act in your best interest, offering protection and advocacy in negotiations.
20. **Inspection Guidance:** Agents help you understand which inspections are necessary and interpret results.
21. **Future Support:** Many agents offer support and advice even after the transaction is completed.
22. **Market Access:** They provide access to broader markets, especially for sellers looking to reach more buyers.
23. **Strategic Listing Timing:** Agents know the best times to list a property to maximize exposure.
24. **Feedback Interpretation:** They can interpret buyer feedback and suggest actionable improvements.
25. **Legal Protection:** Experienced agents help you navigate legal requirements, reducing liability.
26. **Ethical Consideration:** Agents adhere to a strict code of ethics, ensuring fair treatment.
27. **Sales Strategy:** They develop tailored sales strategies based on your specific situation.
28. **Local Economic Knowledge:** Agents understand local economic trends that affect real estate.
29. **Contract Expertise:** They ensure contracts are in your best interest and fully protect you.
30. **Stress Reduction:** Having a professional handle the details can significantly reduce stress.
31. **Pricing Strategy Development:** Agents help develop a pricing strategy to attract offers quickly.
32. **Open House Management:** They organize and manage open houses to showcase your property.
33. **Qualification Verification:** Agents verify the qualifications of potential buyers to avoid wasting time.
34. **Market Analysis:** They provide comprehensive market analyses to inform your decisions.
35. **Negotiation of Repairs:** Agents negotiate repairs following inspection findings.
36. **Personal Security:** They pre-screen potential buyers, enhancing your personal safety.
37. **Networking Opportunities:** Agents can connect you with potential buyers or properties through their network.
38. **Visibility Increase:** They increase the visibility of your property through various channels.
39. **Professional Photography:** Agents often provide professional photography services to showcase your property.
40. **Virtual Tour Creation:** They can create virtual tours to attract online buyers.
41. **SEO for Listings:** Experienced agents optimize online listings for better search engine visibility.
42. **Social Media Marketing:** They use social media platforms to market your property.
43. **Conflict Resolution:** Agents mediate conflicts between buyers and sellers.
44. **Market Trend Insights:** They provide insights into future market trends and how they affect your interests.
45. **Personalized Attention:** Agents offer personalized attention and dedication to your transaction.
46. **Closing Negotiations:** They handle final negotiations and closing details.
47. **Post-Sale Documentation:** Agents assist with any post-sale documentation and questions.
48. **Targeted Advertising:** They use targeted advertising strategies to reach potential buyers.
49. **Financial Institution Liaising:** Agents liaise with banks and mortgage companies on your behalf.
50. **Peace of Mind:** Overall, hiring an experienced agent provides peace of mind, knowing you have a professional advocating for your best interests.

Choosing to work with an experienced real estate agent can simplify the buying or selling process, making it more efficient, less stressful, and potentially more.

## **100 Improvements with Evaluation Of Environmental and Financial Benefits**



## Here's a compilation of 100 enhancements to consider for your residence.

It's crucial to approach these upgrades judiciously – not all improvements may be necessary or yield a high return on investment. Assess the current state of your home in each aspect and devise a budget-friendly strategy to achieve equilibrium. Every home is unique; hence, the fundamental principle is to commence with cleaning and fixing. Evaluate whether any of these elements are damaged or underperforming and contemplate repairs or replacements as needed. Collaborate with your real estate agent to identify the most advantageous upgrades tailored to your situation.

### 1. Energy-Efficient Appliances

#### Financial Benefits

- A. **Lower Utility Bills:** Energy-efficient appliances use less electricity and water compared to their conventional counterparts. This efficiency translates directly into savings on utility bills. For

example, an energy-efficient refrigerator can use up to 50% less energy than an older, less efficient model.

- B. **Long-term Savings:** Although the initial purchase price of energy-efficient appliances may be higher, the cost difference is typically recouped over time through lower operating costs. The lifespan of these appliances often extends beyond their payback period, leading to significant long-term savings.
- C. **Rebates and Incentives:** Governments and utility companies often offer rebates, tax credits, or incentives for purchasing energy-efficient appliances. These financial incentives can help offset the higher initial cost and make energy-efficient options more accessible to a wider range of consumers.
- D. **Higher Resale Value:** Homes equipped with energy-efficient appliances can appeal more to potential buyers, potentially increasing the home's resale value. Buyers are increasingly looking for homes that will provide them with lower future utility costs.

## Environmental Benefits

- A. **Reduced Energy Consumption:** Energy-efficient appliances require less electricity to operate. This reduced demand on power plants leads to a decrease in fossil fuel consumption and greenhouse gas emissions, contributing to the fight against climate change.
- B. **Water Conservation:** Appliances such as washing machines and dishwashers that are designed to be water-efficient can significantly reduce water usage. This is crucial for conserving water resources, especially in regions experiencing drought or water scarcity.
- C. **Decreased Carbon Footprint:** By using appliances that consume less energy, households can significantly reduce their carbon footprint. This collective reduction across numerous households can have a substantial impact on national and global efforts to reduce carbon emissions.
- D. **Conservation of Natural Resources:** The production of energy involves the extraction and use of natural resources. By reducing the need for energy through efficient appliances, we indirectly reduce the demand for these resources, helping to conserve them for future generations.
- E. **Reduction in Pollution:** Energy production is a major source of air and water pollution. By decreasing energy consumption, energy-efficient appliances contribute to lower levels of pollution, leading to cleaner air and water.

Energy-efficient appliances represent a practical step towards sustainability that individuals can take within their homes. The financial benefits, coupled with the significant positive impact on the environment, make the adoption of these appliances a smart and responsible choice for consumers.

## 2. Solar Panel Installation

### Financial Benefits

- A. **Reduction in Electricity Bills:** Solar panels generate electricity from sunlight, which can significantly reduce or even eliminate your electricity bills. The amount you save will depend on the size of your solar system and your electricity usage.

- B. **Net Metering Earnings:** Many regions offer net metering, which allows solar panel owners to sell excess electricity generated by their panels back to the grid. This can not only offset the costs of your own electricity usage but also provide an additional income stream.
- C. **Increased Property Value:** Homes and buildings with solar panel installations often have higher property values. Buyers are willing to pay more for properties with solar systems due to the potential for lower utility bills and environmental benefits.
- D. **Tax Credits and Rebates:** To encourage the adoption of solar energy, governments and utility companies often offer tax credits, rebates, and other incentives. These can significantly reduce the upfront cost of solar panel installation, improving the return on investment.
- E. **Protection Against Rising Energy Costs:** By generating your own electricity, you lock in your energy costs and become less affected by future increases in utility prices. This financial predictability is a significant benefit for both households and businesses.

## Environmental Benefits

- A. **Renewable Energy Generation:** Solar panels convert sunlight into electricity, a process that produces no greenhouse gas emissions. This clean energy generation reduces reliance on fossil fuels, which are limited and contribute to environmental degradation.
- B. **Lower Greenhouse Gas Emissions:** By replacing or supplementing electricity generated from fossil fuel sources, solar panels help to reduce the overall amount of greenhouse gases released into the atmosphere, combating climate change.
- C. **Reduction in Air and Water Pollution:** Unlike power plants that burn fossil fuels, solar panels produce electricity without emitting pollutants. This means fewer air pollutants like sulfur dioxide and nitrous oxides, which can cause respiratory problems and smog, and no water pollution.
- D. **Conservation of Water Resources:** Traditional electricity generation can be water-intensive, using water for cooling in power plants. Solar panels require no water to generate electricity, conserving this vital resource.
- E. **Support for a Sustainable Future:** Investing in solar energy supports the broader transition to a sustainable, low-carbon energy system. It demonstrates a commitment to sustainable living practices and contributes to the global effort to mitigate climate change impacts.

The installation of solar panels is a practical step towards achieving energy independence, financial savings, and environmental preservation. With the potential for significant financial returns and the ability to make a positive impact on the planet, solar energy represents a smart investment for the future.



## 3. High-Efficiency HVAC System

### Financial Benefits

- A. **Reduced Energy Bills:** High-efficiency HVAC systems use advanced technology to provide the same level of comfort as traditional systems but consume less energy. This efficiency translates directly into savings on heating and cooling bills, often seen at once after installation.
- B. **Rebates and Incentives:** Many energy companies and governments offer rebates, incentives, or tax credits for upgrading energy-efficient HVAC systems. These programs aim to encourage the adoption of greener technologies by offsetting some of the initial investment costs, making high-efficiency systems more accessible.
- C. **Longer Lifespan:** High-efficiency systems are often designed with durability in mind, incorporating advanced technologies that can extend their operational life compared to standard HVAC units. This durability means fewer replacements and repairs over time, contributing to long-term savings.

- D. **Improved Property Value:** Homes and commercial properties equipped with high-efficiency HVAC systems can see an increase in their market value. Buyers and renters value the lower utility costs and environmental benefits, making such properties more attractive.
- E. **Protection Against Rising Energy Costs:** With their optimized energy consumption, high-efficiency HVAC systems can buffer households and businesses against future increases in energy prices, offering long-term financial predictability and savings.

## Environmental Benefits

- A. **Reduced Greenhouse Gas Emissions:** By consuming less energy for heating and cooling, high-efficiency HVAC systems contribute to fewer greenhouse gas emissions from power plants, particularly those reliant on fossil fuels. This reduction is crucial in the global effort to combat climate change.
- B. **Lower Carbon Footprint:** The energy efficiency of these systems directly translates into a smaller carbon footprint for homes and businesses. This means that individuals and companies can significantly reduce their impact on the environment.
- C. **Conservation of Natural Resources:** The decreased energy demand resulting from the use of high-efficiency HVAC systems means less reliance on natural resources that are often used in energy production, such as coal, oil, and natural gas. This conservation is vital for sustainable resource management.
- D. **Improved Air Quality:** Efficient systems often include better filtration and ventilation capabilities, which can improve indoor air quality. While this is more of a direct health benefit, it also has environmental implications by potentially reducing the need for additional air purifying devices.
- E. **Support for Renewable Energy Integration:** High-efficiency HVAC systems are more compatible with renewable energy sources, such as solar or wind power, because of their lower energy consumption. This compatibility encourages the use of renewables, further reducing the environmental impact of heating and cooling.

Adopting high-efficiency HVAC systems is a significant step towards achieving energy efficiency, cost savings, and environmental protection. These systems demonstrate a practical application of green technology, benefiting both individual consumers and the broader community by promoting sustainable living practices.

## 4. Low-Flow Plumbing Fixtures

### Financial Benefits

- A. **Lower Water Bills:** The primary financial benefit of low-flow plumbing fixtures is the reduction in water consumption, which directly translates to lower water bills. By delivering water more efficiently and reducing the flow rate, these fixtures can save a significant amount of water over time, thus decreasing monthly and annual water costs.
- B. **Reduced Energy Costs for Water Heating:** Low-flow fixtures that use hot water, such as showerheads and faucets, not only save water but also the energy required to heat that water. This dual savings effect further lowers utility bills, as heating water represents a substantial portion of home energy use.
- C. **Rebates and Incentives:** Many water and energy utilities offer rebates and incentives for homeowners and businesses that install low-flow plumbing fixtures. These financial incentives can help offset the initial purchase and installation costs, making the upgrade more affordable.
- D. **Increased Property Value:** Properties equipped with modern, water-efficient fixtures are often more attractive to prospective buyers and renters. This can lead to higher property values and rental rates, as water efficiency becomes a sought-after feature in real estate markets.

Long-term Savings: Despite the initial investment in purchasing and installing low-flow fixtures, the long-term savings on water and energy bills can be substantial. Over the lifespan of these fixtures, homeowners and businesses can recover the initial costs and ultimately save money.

## Environmental Benefits

- A. **Water Conservation:** Low-flow fixtures play a critical role in conserving water, a precious and often limited resource. By reducing the amount of water used in daily activities, these fixtures help ensure that water is available for future generations and other essential uses, such as agriculture and ecosystem support.
- B. **Energy Conservation:** The process of treating and heating water for domestic use is energy intensive. By lowering the demand for hot water, low-flow fixtures indirectly reduce the consumption of energy, which can lead to lower greenhouse gas emissions from power plants, especially those reliant on fossil fuels.
- C. **Reduced Impact on Water Infrastructure:** By conserving water, low-flow fixtures also decrease the burden on municipal water treatment and supply systems. This can lead to lower operating costs and reduced need for expansions or upgrades of water infrastructure, further saving public resources.
- D. **Protection of Aquatic Ecosystems:** Reduced water consumption helps protect rivers, lakes, and streams by minimizing water withdrawals and maintaining the natural flow needed to support aquatic ecosystems. This is particularly important in areas facing water scarcity or drought conditions.
- E. **Support for Sustainable Water Management:** The adoption of low-flow plumbing fixtures is a practical step towards sustainable water management. It aligns with broader environmental goals, such as reducing the ecological footprint and promoting the responsible use of natural resources.

In summary, low-flow plumbing fixtures offer a straightforward and effective way to achieve both financial savings and environmental conservation. By integrating these fixtures into homes and businesses, individuals and organizations can contribute to a more sustainable and water-efficient future.

## LED Lighting Upgrade

### Financial Benefits

- A. **Significant Reduction in Energy Bills:** LEDs are highly energy-efficient, using at least 75% less energy than incandescent bulbs. This efficiency translates directly into substantial savings on electricity bills for both households and businesses. The lower energy consumption of LEDs means that, over time, the initial higher purchase price is offset by the savings on energy costs.
- B. **Longer Lifespan Reduces Replacement Costs:** LED bulbs last up to 25 times longer than incandescent bulbs. This extended lifespan means fewer replacements, saving on the cost of new bulbs and the labor involved in changing them, particularly in commercial settings where lighting fixtures may be numerous or difficult to access.
- C. **Lower Maintenance Costs:** The durability of LED lights also translates into lower maintenance costs over time. Their longer operational life reduces the frequency of replacements, which is especially beneficial in hard-to-reach areas or in commercial and industrial settings where the cost of maintenance and downtime can be significant.



- D. **Potential for Rebates and Incentives:** Many utility companies and government programs offer rebates and incentives for upgrading to energy-efficient lighting. These financial incentives can help offset the initial cost of purchasing LED lighting fixtures and bulbs.
- E. **Improved Lighting Quality Can Increase Productivity:** In workplaces, better lighting quality can enhance employee productivity and reduce errors, potentially leading to indirect financial gains. LED lighting offers a wide range of color temperatures and is better at directional lighting, improving the overall lighting environment.

## Environmental Benefits

- A. **Reduced Energy Consumption:** The higher efficiency of LED lighting means that less electricity is needed to achieve the same level of brightness as incandescent bulbs, significantly reducing energy consumption. This directly contributes to the conservation of resources and reduction in the demand for electricity generation.
- B. **Decrease in Greenhouse Gas Emissions:** Lower energy consumption leads to a reduction in greenhouse gas emissions, as less power generation is required. Since much of the world's electricity is still generated from fossil fuels, decreasing demand from lighting can have a significant impact on reducing overall emissions.
- C. **Less Waste Production:** Because LED bulbs last significantly longer than traditional bulbs, they contribute to less waste entering landfills. The reduced need for replacements means fewer resources are consumed in the production, packaging, and transportation of lighting products.
- D. **No Toxic Elements:** LED bulbs do not contain mercury, unlike compact fluorescent lamps (CFLs) and some other types of high-efficiency lighting. This makes them safer for the environment when disposed of and reduces the risk of pollution.
- E. **Support for Renewable Energy:** The lower energy requirements of LED lighting make it more compatible with renewable energy sources, which are often limited in capacity. By reducing the overall electrical load, it's easier to meet a greater portion of a building's energy needs with renewables like solar or wind power.

The shift to LED lighting represents a practical and impactful way to reduce energy consumption, lower costs, and mitigate environmental impact. As technology advances and costs continue to decrease, LED lighting is becoming an increasingly attractive option for both residential and commercial applications, marking a significant step towards more sustainable energy use practices.

## Enhanced Wall Insulation

### Financial Benefits

- A. **Lower Heating and Cooling Costs:** By improving the thermal barrier between the interior of a building and the external environment, enhanced wall insulation significantly reduces the need for heating and cooling. This leads to substantial savings on energy bills, as the HVAC system requires less energy to maintain comfortable indoor temperatures.
- B. **Increased Property Value:** Properties with superior insulation are more attractive to buyers and renters, who value the lower utility costs and increased comfort. As a result, buildings with enhanced wall insulation can command higher prices and rental rates in the real estate market.
- C. **Long-term Savings:** The initial investment in upgrading wall insulation is offset by the long-term savings on energy bills. Given the durability of high-quality insulation materials, these savings can accumulate over many years, making enhanced wall insulation a financially sound investment.

- D. **Reduced Wear and Tear on HVAC Systems:** With less demand for heating and cooling, HVAC systems operate under less stress, leading to reduced maintenance costs and extended equipment lifespans. This further contributes to the financial benefits of enhanced insulation.
- E. **Eligibility for Incentives and Rebates:** Governments and utility companies often offer incentives, rebates, or tax credits for energy efficiency improvements, including insulation upgrades. These programs can help reduce the upfront cost of insulation projects, improving their cost-effectiveness.

## Environmental Benefits

- A. **Reduced Energy Consumption:** Enhanced wall insulation decreases the amount of energy needed to heat or cool a building, directly contributing to conservation of energy resources. By optimizing energy use, insulation helps reduce the overall demand for electricity and fossil fuels.
- B. **Lower Greenhouse Gas Emissions:** By decreasing energy consumption, enhanced insulation contributes to a reduction in greenhouse gas emissions associated with electricity generation and heating fuels. This is crucial for combating climate change and reducing the building's carbon footprint.
- C. **Contribution to Sustainability:** Improved insulation aligns with sustainable building practices by making buildings more energy-efficient and reducing their environmental impact over their lifespan. It's a key component of green building certifications and standards.
- D. **Enhanced Indoor Environmental Quality:** In addition to thermal benefits, good insulation can also improve indoor air quality by reducing drafts and preventing the ingress of outdoor pollutants. This contributes to a healthier environment both inside and outside the building.
- E. **Support for Energy Independence:** By reducing the overall energy demand, enhanced insulation contributes to national efforts towards energy independence. Lower energy consumption means less reliance on imported fuels and greater stability in energy prices.

Enhanced wall insulation offers a potent combination of financial and environmental benefits, making it a cornerstone of energy-efficient building design. Whether for new construction or retrofitting existing buildings, investing in high-quality insulation is a step towards more sustainable and cost-effective living and working environments.

## Weatherproofing Windows and Doors

### Financial Benefits

- A. **Reduction in Heating and Cooling Costs:** By sealing leaks and improving insulation around windows and doors, buildings retain heat more effectively during the winter and keep cool air inside during the summer. This directly reduces the demand on heating, ventilation, and air conditioning (HVAC) systems, leading to lower energy bills.
- B. **Increased Property Value:** Homes and buildings that have been weatherproofed are more attractive to buyers and renters, who value the enhanced comfort and lower utility costs. This can lead to an increase in property value, making weatherproofing a wise investment for homeowners and property investors.
- C. **Reduced Wear and Tear on HVAC Systems:** When a home is properly sealed, the HVAC system doesn't have to work as hard to maintain comfortable indoor temperatures. This not only saves on

energy costs but also extends the lifespan of the HVAC equipment, reducing the need for repairs and replacements.

- D. **Eligibility for Energy Efficiency Incentives:** Many local and national governments, as well as utility companies, offer rebates, tax credits, and other incentives for energy efficiency improvements, including weatherproofing measures. These incentives can help offset the initial costs of weatherproofing projects.
- E. **Improved Indoor Comfort and Air Quality:** Eliminating drafts and leaks can significantly enhance the comfort of a building's occupants. This can indirectly lead to financial benefits, such as increased productivity in workspaces and potentially lower healthcare costs from improved living conditions.

## Environmental Benefits

- A. **Lower Energy Consumption:** Weatherproofing contributes to a significant reduction in the amount of energy needed to heat and cool buildings. By minimizing air leakage, less energy is wasted, contributing to overall energy conservation efforts.
- B. **Reduction in Greenhouse Gas Emissions:** By decreasing the demand for energy, weatherproofing helps to reduce the emissions of greenhouse gases associated with electricity generation and the burning of fossil fuels for heating. This is a crucial step in mitigating climate change.
- C. **Contributes to Sustainable Building Practices:** Implementing weatherproofing measures aligns with sustainable building practices, which aim to create more energy-efficient and environmentally friendly buildings. This can contribute to achieving green building certifications, such as LEED.
- D. **Enhanced Resilience to Extreme Weather:** Weatherproofing windows and doors makes buildings more resilient to extreme weather conditions, reducing potential damage and the need for energy-intensive climate control in response to outdoor temperature fluctuations.
- E. **Support for Energy Independence:** Reducing the overall energy demand through measures like weatherproofing supports national and global efforts towards energy independence. By relying less on energy imports and reducing the strain on the electrical grid, we move closer to a more sustainable and secure energy future.

Weatherproofing windows and doors are a cost-effective and impactful way to enhance building performance, reduce environmental impact, and improve occupant comfort. Whether through simple DIY fixes or comprehensive professional upgrades, the benefits of weatherproofing are immediate and lasting, making it a smart choice for homeowners, businesses, and the environment.

## Smart Home Technology Integration

### Financial Benefits

- A. **Optimized Energy Use:** Smart home technologies enable precise control over home energy systems, allowing for the automation of heating, cooling, lighting, and watering based on occupancy and need. This optimization prevents energy wastage, leading to substantial savings on utility bills.
- B. **Adaptive Temperature Control:** Smart thermostats learn a household's routines and adjust heating and cooling settings accordingly, ensuring energy is not wasted on empty rooms or homes. By maintaining optimal temperatures only when and where needed, these devices can significantly reduce HVAC-related energy expenses.
- C. **Intelligent Lighting Solutions:** Automated lighting systems can adjust the brightness based on the time of day or occupancy, and they can turn off lights in unoccupied rooms. This not only saves electricity but also extends the life of lighting fixtures, reducing both energy and replacement costs.

- D. **Efficient Water Usage:** Smart irrigation systems monitor weather conditions and soil moisture to optimize watering schedules, preventing overwatering and reducing water bills. These systems ensure that water is used efficiently and only as needed, contributing to cost savings.
- E. **Remote Monitoring and Control:** Homeowners can monitor and adjust their energy use remotely via smartphones or other devices. This capability can prevent wasteful energy consumption by ensuring systems are only active when needed, even if homeowners are away or forget to adjust manually.
- F. **Increased Property Value:** Homes equipped with smart technology are often more attractive to buyers, who value the convenience and potential cost savings associated with an integrated smart home system. This can increase the property's market value and appeal.

## Environmental Benefits

- A. **Enhanced Energy Efficiency:** By automating and optimizing energy use, smart home technologies play a critical role in increasing a household's overall energy efficiency. This reduction in energy consumption directly contributes to the conservation of natural resources and a decrease in the need for energy production.
- B. **Reduction of Greenhouse Gas Emissions:** Lower energy consumption means fewer greenhouse gas emissions from power plants, especially those that burn fossil fuels. By reducing the demand for energy, smart homes help mitigate climate change and reduce environmental pollution.
- C. **Conservation of Water Resources:** Smart irrigation systems contribute to environmental sustainability by optimizing water use, thereby conserving water resources. This is particularly important in regions facing water scarcity and drought conditions.
- D. **Support for Renewable Energy Integration:** Smart home technologies can be integrated with renewable energy sources, such as solar panels, to further reduce reliance on non-renewable energy sources and enhance a home's overall sustainability.
- E. **Reduction in Electronic Waste:** By extending the lifespan of home appliances and systems through optimized use, smart technologies can also contribute to reducing electronic waste. This not only conserves resources but also reduces the environmental impact associated with the production and disposal of electronic devices.

Smart home technology integration represents a forward-thinking approach to living sustainably, offering tangible financial savings and contributing significantly to environmental conservation efforts. As these technologies continue to evolve and become more accessible, their adoption is likely to play a crucial role in shaping a more efficient and sustainable future for residential living.

## Eco-Friendly Flooring (Bamboo, Cork)

### Financial Benefits

**Durability and Longevity:** Both bamboo and cork flooring are known for their durability. Bamboo's hardness often exceeds that of hardwoods, making it resistant to wear and tear, while cork's natural elasticity allows it to recover well from indentations. This durability translates to fewer replacements and repairs over the life of the flooring, leading to cost savings.

**Increased Property Value:** As demand for sustainable and eco-friendly building materials grows, homes featuring these materials can see an increase in value. Buyers are increasingly looking for homes that incorporate green initiatives, and bamboo and cork flooring are recognized for their environmental credentials as well as their aesthetic appeal.

**Cost-Effective Maintenance:** Both bamboo and cork flooring are relatively easy to maintain, requiring regular sweeping or vacuuming and occasional damp mopping. The lack of need for special cleaners or treatments can further reduce the long-term costs associated with these flooring options.

**Energy Efficiency:** Cork offers excellent insulation properties, contributing to energy savings by helping to regulate indoor temperatures. This can reduce the need for heating and cooling, contributing to lower energy bills.

## **Environmental Benefits**

- A. **Sustainable Sources:** Bamboo and cork are highly renewable resources. Bamboo is a fast-growing grass that can be harvested every 3 to 5 years, much quicker than hardwood trees. Cork is harvested from the bark of the cork oak tree, which regenerates over time, allowing the same tree to be harvested every 9 to 12 years without causing harm.
- B. **Low Environmental Impact:** The production processes for bamboo and cork flooring are generally more environmentally friendly than those for traditional hardwoods, emitting fewer pollutants and utilizing less energy. Moreover, as these materials are biodegradable, they contribute less to landfill waste at the end of their life cycle.
- C. **Carbon Footprint Reduction:** By using rapidly renewable materials, bamboo and cork flooring contribute to the reduction of carbon emissions associated with deforestation and the production of building materials. Their cultivation also plays a role in carbon sequestration, further mitigating climate change.
- D. **Healthier Indoor Air Quality:** Bamboo and cork flooring emit low levels of volatile organic compounds (VOCs), which can improve indoor air quality. This is particularly beneficial in environments where health and air quality are priorities, such as homes, schools, and healthcare facilities.
- E. **Conservation of Natural Resources:** The use of bamboo and cork for flooring conserves hardwood forests, which are under threat from overharvesting and deforestation. By opting for these alternatives, the demand for traditional wood flooring is reduced, aiding in the preservation of forests and biodiversity.

Eco-friendly flooring options like bamboo and cork represent a harmonious blend of functionality, aesthetic appeal, and sustainability. By choosing these materials, homeowners and businesses can enjoy durable, beautiful floors while also contributing to environmental conservation and supporting the shift towards more sustainable living practices.

## **Rainwater Harvesting System**

### **Financial Benefits**

**Lower Water Bills:** By using harvested rainwater for irrigation, landscaping, and other non-potable uses, homeowners and businesses can significantly reduce their dependence on municipal water supplies, leading to substantial savings on water bills. This is particularly advantageous in areas where water rates are high or for properties with large gardens or landscaping needs.

**Reduced Infrastructure Costs:** For new developments or buildings, integrating rainwater harvesting systems can reduce the need for extensive stormwater management infrastructure. This can lead to savings in construction costs, as well as potentially reducing fees associated with stormwater runoff.

**Tax Incentives and Rebates:** Some local and national governments offer tax incentives, rebates, or credits for the installation of rainwater harvesting systems. These financial incentives can offset the initial set-up costs and encourage more widespread adoption of these systems.

**Increased Property Value:** Properties equipped with sustainable features like rainwater harvesting systems are often more attractive to prospective buyers. The ability to offer a sustainable water source can increase property value and appeal, particularly in regions where water scarcity is a concern.

**Long-term Savings:** Although the initial investment in a rainwater harvesting system can be significant, the long-term savings on water bills and the potential for reduced maintenance costs of landscape and infrastructure can make these systems financially advantageous over time.

## **Environmental Benefits**

- A. **Stormwater Runoff Reduction:** By capturing rainwater, these systems significantly reduce stormwater runoff, which can carry pollutants into streams, rivers, and lakes. This reduction helps decrease erosion, water pollution, and the risk of flooding, contributing to healthier local ecosystems.
- B. **Conservation of Potable Water:** Rainwater harvesting conserves high-quality drinking water by replacing it with collected rainwater for non-potable uses. This conservation is crucial in regions facing water scarcity and can alleviate the pressure on municipal water treatment and supply systems.
- C. **Energy Savings:** The process of treating and distributing municipal water consumes a significant amount of energy. By reducing the demand for treated water, rainwater harvesting contributes to energy savings and lowers greenhouse gas emissions associated with water treatment and distribution.
- D. **Enhanced Biodiversity:** Using rainwater for irrigation supports the maintenance of green spaces and gardens, which are vital for biodiversity in urban areas. These green spaces provide habitats for various species and contribute to the ecological health of urban environments.
- E. **Promotion of Sustainable Water Management:** Implementing rainwater harvesting systems raises awareness of the value of water as a resource and promotes sustainable water management practices. It encourages individuals and communities to consider alternative water sources and to adopt more sustainable lifestyles.

Rainwater harvesting systems represent a practical and effective way to enhance water security, reduce environmental impact, and achieve financial savings. By integrating these systems into residential, commercial, and industrial properties, society can take a significant step towards more sustainable water management practices and environmental stewardship.

## **Native Plant Landscaping**

### **Financial Benefits**

- A. **Reduced Maintenance Costs:** Native plants typically require less water, fertilizer, and pesticides than non-native or exotic species because they are adapted to the local environment. This adaptation can lead to substantial savings in maintenance costs, as there is less need for irrigation, chemical treatments, and other intensive lawn care services.
- B. **Lower Water Bills:** The reduced watering needs of native plants directly translate to lower water bills. In areas with water use restrictions or high water costs, the savings can be especially significant, making native landscaping an economically attractive option.

- C. **Increased Property Value:** Landscapes featuring well-designed native plant gardens can increase a property's curb appeal and market value. Buyers may be attracted to the beauty and minimal maintenance of native landscaping, as well as its environmental benefits.
- D. **Savings on Landscaping Materials:** Native plants are often more resistant to pests and diseases, reducing the need for costly pesticides and herbicides. Additionally, their compatibility with local soils minimizes the need for soil amendments and fertilizers.

## Environmental Benefits

- A. **Supports Local Biodiversity:** Native plants provide essential habitats for local wildlife, including birds, bees, butterflies, and other beneficial insects. By fostering a diverse ecosystem, native plant landscaping contributes to the conservation of local flora and fauna.
- B. **Enhances Soil Health:** Native plants are adapted to thrive in their native soil conditions, contributing to the overall health of the soil. Their deep root systems can improve soil structure, promote water infiltration, and reduce erosion, further supporting the local ecosystem.
- C. **Reduces Water Usage:** Because they are adapted to local rainfall patterns, native plants typically require less supplemental watering than non-native species. This sustainable use of water resources is particularly important in regions facing water scarcity.
- D. **Mitigates the Spread of Invasive Species:** By choosing native plants over non-native or invasive species, gardeners and landscapers can help prevent the spread of plants that might otherwise dominate and harm local ecosystems. This conscious choice supports the natural balance of the environment.
- E. **Promotes Sustainable Landscaping Practices:** Native plant landscaping encourages a shift towards more sustainable, eco-friendly gardening and landscaping practices. It demonstrates a commitment to preserving natural resources and reducing human impact on the environment.

Native plant landscaping is an effective way to create beautiful, resilient outdoor spaces that require less maintenance and resources, offering both financial savings and environmental benefits. By embracing the native flora of a region, homeowners and communities can contribute to the preservation of biodiversity and the promotion of sustainable landscaping practices.



## Electric Vehicle (EV) Charging Station Financial Benefits

- A. **Increased Property Value and Appeal:** Properties equipped with EV charging stations are increasingly attractive to potential buyers and tenants who own or are interested in purchasing electric vehicles. This amenity can enhance the property's appeal, potentially increasing its market value and making it more competitive in the real estate market.
- B. **Attracts EV Owners to Businesses:** For commercial properties, retail locations, and businesses, offering EV charging can attract customers who own electric vehicles. This unique service encourages longer visits and can increase customer loyalty, as EV owners prefer shopping at locations where they can charge their vehicles.
- C. **Revenue Generation Opportunities:** Property owners can choose to charge a fee for the use of their EV charging stations, creating an additional revenue stream. Pricing can be adjusted based on demand, time of use, or electricity costs, offering flexibility in how revenue is generated.

- D. **Tax Incentives and Rebates:** Many governments offer tax incentives, rebates, or grants to encourage the installation of EV charging stations. These financial incentives can significantly reduce the initial cost of installation and speed up the return on investment.
- E. **Enhanced Corporate Image:** Businesses that install EV charging stations demonstrate a commitment to sustainability and innovation. This can enhance the company's image, attract environmentally conscious consumers and employees, and differentiate the business from competitors.

## Environmental Benefits

- A. **Supports the Transition to Electric Vehicles:** By increasing the availability of charging stations, property owners and businesses can encourage the use of electric vehicles. This support is vital for the transition away from fossil fuel-dependent transportation, contributing to a reduction in greenhouse gas emissions.
- B. **Reduces Greenhouse Gas Emissions:** Electric vehicles produce fewer emissions than their gasoline-powered counterparts, even when considering the electricity generation mix. By facilitating the use of EVs, charging stations contribute to cleaner air and a reduction in pollution.
- C. **Promotes Renewable Energy Integration:** EV charging stations can be integrated with renewable energy sources, such as solar panels. This combination can further reduce the carbon footprint associated with charging electric vehicles, aligning with broader environmental goals.
- D. **Decreases Oil Dependency:** Encouraging the use of electric vehicles through the provision of charging infrastructure helps reduce dependence on oil, enhancing energy security and reducing the environmental impact associated with oil extraction, transportation, and refinement.
- E. **Contributes to Urban Air Quality Improvement:** Electric vehicles emit no tailpipe pollutants, contributing to better air quality, especially in urban areas. By promoting the use of EVs, charging stations play a role in creating healthier living environments.

The installation of EV charging stations represents a forward-thinking investment that aligns with environmental sustainability goals while offering tangible financial benefits. As the adoption of electric vehicles continues to grow, the presence of charging infrastructure will become increasingly important, making early investment a wise choice for property owners and businesses alike.

## Low-VOC Paints

### Financial Benefits

- A. **Improved Indoor Air Quality and Health:** Low-VOC paints contribute to better indoor air quality by releasing fewer harmful chemicals into the air. This can lead to healthier living and working environments, potentially reducing the incidence of respiratory problems, allergies, and chemical sensitivities. As a result, individuals and businesses may see a decrease in healthcare and insurance costs related to these issues.
- B. **Compliance with Environmental Regulations:** Using low-VOC paints can help businesses and contractors comply with increasingly strict environmental regulations, avoiding fines and penalties associated with the use of high-VOC products. This compliance can also open opportunities for work on green building projects, which often require the use of environmentally friendly materials.
- C. **Increased Property Value:** Properties painted with low-VOC products may appeal more to potential buyers or tenants who are concerned about health and environmental sustainability. This can enhance the property's marketability, potentially leading to higher sales prices or rental rates.
- D. **Reduced Need for Ventilation During Application:** Because low-VOC paints emit fewer harmful chemicals, there's less need for extensive ventilation during and after application. This can lead to savings in energy costs, especially in large-scale painting projects where artificial ventilation might otherwise be necessary.

### Environmental Benefits



- A. **Reduction in Ozone Formation:** VOCs contribute to the formation of ground-level ozone, a key component of smog. By minimizing the release of VOCs, low-VOC paints play a role in reducing smog formation and protecting outdoor air quality.
- B. **Decreased Indoor Air Pollution:** The use of low-VOC paints directly contributes to lower concentrations of harmful chemicals in indoor environments. This is especially important in tightly sealed buildings, where VOCs can accumulate to levels much higher than outdoors, posing health risks to occupants.
- C. **Contribution to Sustainable Practices:** The production and use of low-VOC paints are part of a broader movement towards more sustainable and environmentally friendly building practices. By choosing these products, consumers and businesses can contribute to the demand for greener alternatives in the manufacturing sector.
- D. **Reduced Impact on Ecosystems and Water Quality:** The reduced use of harmful solvents and chemicals in low-VOC paints means less environmental pollution during production and disposal. This can lead to a decreased impact on aquatic ecosystems and water quality, as fewer toxic substances enter waterways.
- E. **Support for Healthier Ecosystems and Communities:** By reducing the emission of harmful compounds, low-VOC paints contribute to healthier ecosystems and communities. This aligns with global efforts to mitigate climate change, protect biodiversity, and ensure the well-being of current and future generations.

Low-VOC paints represent an important step forward in the construction and renovation industries, offering a win-win solution for both the environment and the financial bottom line. As awareness of health and environmental issues grows, the choice of low-VOC paints is becoming an essential consideration for responsible homeowners, businesses, and contractors.

## Home Energy Audit and Improvements

### Financial Benefits

- A. **Identification of Energy Inefficiencies:** A home energy audit provides a detailed evaluation of where a home is losing energy, from leaky windows and doors to insufficient insulation or inefficient heating and cooling systems. Understanding these inefficiencies enables homeowners to make targeted improvements that have the most significant impact on energy savings.
- B. **Significant Savings on Utility Bills:** By addressing the inefficiencies identified in an energy audit, homeowners can significantly reduce their energy consumption, leading to noticeable savings on heating, cooling, and electricity bills. The extent of savings will vary depending on the specific improvements made, but many homeowners see a return on their investment within a few years.
- C. **Access to Rebates and Tax Incentives:** Many governments and utility companies offer rebates, tax credits, or other incentives for energy-efficient upgrades, such as installing energy-efficient appliances, windows, or adding insulation. These financial incentives can help offset the upfront costs of making energy improvements, enhancing the financial benefits.
- D. **Increased Home Value:** Homes with high energy efficiency are increasingly attractive to buyers, often selling faster and for higher prices than less efficient homes. Energy improvements made because of an audit can increase a home's appeal and market value.
- E. **Protection Against Rising Energy Costs:** By making your home more energy-efficient, you're less affected by future increases in energy prices. This not only provides financial savings but also offers a degree of financial predictability and security regarding future utility costs.

## Environmental Benefits

- A. **Reduced Energy Consumption:** Implementing the recommendations from a home energy audit can lead to a significant reduction in energy consumption. This decrease not only saves money but also conserves natural resources and reduces the strain on the energy grid.
- B. **Lower Greenhouse Gas Emissions:** By improving home energy efficiency, the amount of fossil fuels burned for electricity, heating, and cooling is reduced. This directly results in lower emissions of carbon dioxide and other greenhouse gases, contributing to efforts to combat climate change.
- C. **Decreased Demand on the Energy System:** Energy efficiency improvements help reduce the overall demand on the energy system, especially during peak load times. This can decrease the need for new power plant construction and reduce the risk of energy shortages.
- D. **Improvement in Indoor and Outdoor Air Quality:** Many energy improvements, such as upgrading heating systems or sealing leaks, can lead to better indoor air quality by reducing the infiltration of outdoor pollutants. Additionally, reduced overall pollution from lower energy consumption contributes to cleaner air outside.
- E. **Promotion of Sustainable Energy Practices:** Home energy audits and subsequent improvements emphasize the importance of sustainable energy use. They serve as practical examples of how individual actions can have a positive impact on the environment, encouraging broader adoption of energy-efficient practices.

Conducting a home energy audit and making recommended improvements is a proactive approach to enhancing a home's energy efficiency. This not only leads to financial savings and potential increases in property value but also contributes significantly to environmental conservation efforts.

## Sustainable Kitchen Countertops

### Financial Benefits

- A. **Durability and Longevity:** Sustainable countertops made from materials like recycled glass and quartz are known for their durability and resistance to scratches, stains, and heat. Their longevity reduces the need for frequent replacements, translating into long-term savings for homeowners.
- B. **Cost-Competitiveness:** While some sustainable countertop options may have a higher initial cost, others are competitively priced with traditional materials. Additionally, the growing demand for eco-friendly products is leading to more affordable options in the sustainable market. Over time, the investment in a durable and sustainable countertop can prove cost-effective due to its longevity and minimal maintenance needs.
- C. **Increased Home Value:** Homes featuring sustainable materials are increasingly appealing to buyers interested in green living. A kitchen with eco-friendly countertops can enhance the overall value of a property, making it more attractive in the real estate market.
- D. **Lower Maintenance Costs:** Many sustainable countertop materials require less maintenance than traditional options. For instance, recycled glass and quartz countertops often need only simple cleaning without the need for expensive sealants or specialized cleaning products.

### Environmental Benefits

- A. **Reduction of Waste:** By utilizing recycled materials like glass, paper, or reclaimed wood, sustainable countertops help reduce the amount of waste sent to landfills. This not only conserves landfill space but also repurposes materials that would otherwise be discarded.
- B. **Conservation of Natural Resources:** Sustainable countertops made from renewable resources like bamboo, or recycled content, minimize the demand for virgin materials. This conserves natural resources and reduces the environmental impact associated with mining and extraction processes.
- C. **Lowered Environmental Impact of Production:** The manufacturing process for sustainable countertops often requires less energy and produces fewer greenhouse gases compared to traditional materials. This is particularly true for products made from recycled or locally sourced materials, which also reduce transportation emissions.
- D. **Promotes Biodiversity:** By opting for materials that are harvested or produced in an environmentally responsible manner, such as certified sustainable wood, consumers support practices that protect natural habitats and promote biodiversity.
- E. **Encourages Sustainable Practices:** Choosing sustainable countertops sends a message about the importance of environmental stewardship. It encourages manufacturers to develop eco-friendly materials and practices, further advancing sustainability in the construction and renovation industries.

Sustainable kitchen countertops offer a practical and stylish way to reduce environmental impact while providing durable and visually appealing surfaces. As the demand for these materials grows, so does the variety and accessibility of options, making it easier for homeowners to make choices that align with their environmental values and financial considerations.

## Programmable Thermostats

### Financial Benefits

- A. **Energy Bill Savings:** Programmable thermostats can significantly reduce energy bills by ensuring that heating and cooling systems are used only when needed. By setting a schedule that reduces heating and cooling during hours when the home is empty or when everyone is asleep, homeowners can see savings of up to 10% a year on their energy bills.
- B. **Extended HVAC System Life:** By optimizing the operation of heating and cooling systems, programmable thermostats can help reduce wear and tear on HVAC equipment. This can extend the lifespan of these systems, delaying the need for expensive repairs or replacements.
- C. **Improved Energy Efficiency:** Programmable thermostats can improve a home's overall energy efficiency by ensuring that heating and cooling efforts are not wasted. This efficiency can contribute to lower energy consumption and cost savings over time.
- D. **Eligibility for Rebates and Incentives:** Many energy companies offer rebates and incentives for installing programmable thermostats as part of their energy efficiency programs. These financial incentives can help offset the initial cost of purchasing and installing a programmable thermostat.

### Environmental Benefits

- A. **Reduced Energy Consumption:** By automating the heating and cooling of a home based on occupancy and preference, programmable thermostats directly reduce the amount of energy consumed. This contributes to less strain on the power grid and a lower demand for energy production.
- B. **Lower Greenhouse Gas Emissions:** The reduction in energy consumption achieved using programmable thermostats leads to a corresponding decrease in greenhouse gas emissions, particularly carbon dioxide. This reduction is crucial in the fight against climate change and for promoting cleaner air.
- C. **Enhanced Energy Management:** Programmable thermostats enable more precise control over energy use in homes, which can contribute to more efficient use of resources and help reduce overall environmental impact. They can be an integral part of a more sustainable and energy-conscious lifestyle.
- D. **Supports Renewable Energy:** For homes powered by renewable energy sources, programmable thermostats can help ensure that energy use aligns more closely with the availability of these renewable resources. This can increase the effectiveness and sustainability of using renewable energy for home heating and cooling.

Programmable thermostats represent a simple yet effective technology for enhancing energy efficiency and reducing environmental impact. They offer a practical way for homeowners to manage their energy use, save money, and contribute to environmental conservation efforts. As such, programmable thermostats are an essential component of modern, energy-efficient homes.

## Energy Star Windows

### Financial Benefits

- A. **Lower Heating and Cooling Costs:** By improving home insulation, Energy Star windows reduce the loss of warm air in the winter and cool air in the summer. This enhanced insulation means heating and cooling systems require less energy to maintain comfortable indoor temperatures, leading to significant savings on energy bills.
- B. **Increased Home Value:** Homes equipped with Energy Star-rated windows are often more attractive to potential buyers due to their energy efficiency and potential for lower utility costs. This can increase the overall value and marketability of a property.
- C. **Reduced HVAC Wear and Tear:** Because Energy Star windows help maintain a consistent indoor temperature, heating and cooling systems operate less frequently and under less strain. This can extend the lifespan of these systems and reduce the need for maintenance and replacements, saving homeowners additional money over time.
- D. **Access to Incentives:** Homeowners who install Energy Star-rated windows may be eligible for rebates, tax credits, or other incentives from local or national government energy efficiency programs. These financial incentives can help offset the initial cost of upgrading to energy-efficient windows.

## Environmental Benefits

- A. **Decreased Energy Consumption:** Energy Star windows play a crucial role in reducing a home's overall energy consumption by minimizing the amount of energy needed for heating and cooling. This reduction in energy use contributes directly to conserving natural resources and reducing reliance on fossil fuels.
- B. **Lower Greenhouse Gas Emissions:** By decreasing the demand for energy in homes, Energy Star windows help lower the emissions of greenhouse gases associated with electricity generation and heating fuels. This is key in the efforts to combat climate change and reduce the carbon footprint of residential buildings.
- C. **Enhanced Comfort and Reduced Environmental Impact:** The improved insulation provided by Energy Star windows not only enhances indoor comfort by eliminating cold drafts and reducing overheating from the sun but also contributes to a reduction in energy transfer. This means less energy is required to maintain comfortable living conditions, further decreasing the environmental impact of heating and cooling homes.
- D. **Support for Sustainable Energy Practices:** The adoption of Energy Star-rated windows encourages manufacturers to continue innovating and producing more energy-efficient products. This supports the broader transition to sustainable energy practices and technologies in the building and construction industry.

Energy Star windows represent a smart investment for homeowners looking to improve energy efficiency, reduce utility costs, and contribute to environmental conservation. By choosing these windows, homeowners can enjoy the benefits of advanced window technology that offers both financial savings and a reduced ecological footprint.

## Tankless Water Heater

### Financial Benefits

- A. **Increased Energy Efficiency:** Tankless water heaters are up to 34% more energy-efficient for homes that use 41 gallons or less of hot water daily compared to traditional tank models. For homes that use more hot water, around 86 gallons per day, tankless water heaters can be 8-14% more energy-efficient, providing significant energy savings.
- B. **Substantial Savings on Energy Bills:** The increased energy efficiency of tankless water heaters translates into noticeable savings on monthly energy bills. Because these systems heat water on demand, they avoid the energy losses associated with keeping a tank of water hot 24/7, leading to lower energy consumption and cost savings.
- C. **Long Lifespan:** Tankless water heaters typically have a longer lifespan than traditional tank water heaters, with many models lasting 20 years or more, compared to the 10–15-year lifespan of tank models. This longevity reduces the need for frequent replacements, contributing to cost savings over time.
- D. **Space Savings and Potential for Rebates:** The compact size of tankless water heaters frees up space in the home and can be a selling point for potential buyers. Additionally, some utility companies and

governments offer rebates for the installation of energy-efficient appliances, including tankless water heaters, which can offset the initial investment cost.

## Environmental Benefits

- A. **Reduced Energy Consumption:** By heating water only as it's needed and eliminating standby energy losses, tankless water heaters consume less energy than traditional tank systems. This efficient operation means less overall energy use and a smaller carbon footprint.
- B. **Lower Greenhouse Gas Emissions:** If powered by natural gas or propane, tankless water heaters typically emit fewer greenhouse gases than tank models due to their higher efficiency. Electric models, especially those used in regions with a renewable energy-powered grid, can further reduce emissions associated with hot water heating.
- C. **Conservation of Resources:** The extended lifespan of tankless water heaters means fewer units need to be manufactured over a given period, reducing the demand on natural resources and energy used in production, packaging, and transportation.
- D. **Encourages Sustainable Water Usage:** The on-demand nature of tankless water heaters can also encourage more mindful water use, as the unlimited hot water supply may lead users to value the water and energy being consumed, promoting conservation efforts.

Tankless water heaters represent a practical and effective way to enhance energy efficiency, reduce utility costs, and contribute to environmental conservation in the home. By providing hot water on demand, these systems align with sustainable living practices and offer both homeowners and the environment considerable benefits.



## Recycled, Green or Living Roof

### Financial Benefits:

Some green roofing materials, such as cool or reflective roofing, can lower roof temperatures, reducing cooling costs. Durable materials like recycled rubber or metal roofs offer long lifespans, reducing replacement frequency. The vegetation and soil on organic green roofs protect the underlying waterproof membrane from UV radiation and physical damage, extending the roof's lifespan. This can result in fewer repairs and replacements over the roof's lifetime, offering long-term cost savings.

### Environmental Benefits:

Recycled materials reduce waste and resource consumption. Green roofs improve insulation, support biodiversity, and can manage stormwater, lessening urban

heat island effects. Organic roofs provide natural insulation for buildings, significantly reducing the need for heating in winter and cooling in summer. This leads to a noticeable decrease in energy costs.

## Automated Irrigation System

### Financial Benefits

- A. **Optimized Water Use:** Automated irrigation systems deliver water only when and where it's needed, significantly reducing waste. This optimization ensures that plants receive the right amount of water without excess, leading to more efficient use of resources and noticeable savings on water bills.
- B. **Reduced Maintenance and Labor Costs:** By automating the irrigation process, these systems minimize the need for manual watering and constant monitoring. This can save homeowners and businesses considerable time and labor costs associated with maintaining a healthy landscape.
- C. **Improved Plant Health and Yield:** Proper watering can improve plant health, leading to better growth and higher yields for gardens and crops. This can translate into financial savings for home gardens and increased profits for commercial agriculture operations.
- D. **Long-Term Savings:** Although the initial setup cost of an automated irrigation system can be higher than a traditional manual system, the long-term savings from reduced water usage and lower labor costs can make it a financially sound investment over time.
- E. **Eligibility for Rebates and Incentives:** Some water utilities and local governments offer rebates or incentives for installing water-efficient irrigation systems. These programs can help offset the initial cost and encourage the adoption of sustainable watering practices.

### Environmental Benefits

- A. **Water Conservation:** Automated irrigation systems play a crucial role in conserving water, a critical and often limited resource. By ensuring that water is not wasted through overwatering or evaporation, these systems contribute to more sustainable water management practices.
- B. **Reduction of Runoff and Soil Erosion:** By applying water in controlled amounts, automated systems reduce runoff, which can carry pollutants into local waterways. Additionally, minimizing runoff helps prevent soil erosion, preserving soil health and water quality.
- C. **Decreased Energy Use:** Watering plants and landscapes efficiently reduces the demand on water supply systems and treatment facilities, which often use a significant amount of energy.

Consequently, automated irrigation systems can indirectly contribute to lower energy consumption and reduced greenhouse gas emissions.

- D. **Support for Biodiversity:** Properly watered and maintained landscapes provide healthy habitats for a variety of organisms. Automated irrigation systems contribute to the creation of these environments by promoting the growth of plants and trees, which serve as food and shelter for wildlife.
- E. **Enhancement of Green Spaces:** Efficient irrigation contributes to the vitality of green spaces, which play a critical role in absorbing carbon dioxide, producing oxygen, and counteracting the urban heat island effect. This makes automated irrigation systems a valuable tool in urban environmental management.

Automated irrigation systems represent a forward-thinking approach to landscape management, offering a blend of financial savings, environmental conservation, and enhanced plant health. By leveraging technology to use water more wisely, these systems embody the principles of sustainable living and resource management.

## Energy-Efficient Exterior Doors

### Financial Benefits

- A. **Lower Heating and Cooling Costs:** Energy-efficient exterior doors improve a home's insulation, helping to keep warm air inside during the winter and cool air inside during the summer. This enhanced insulation reduces the demand on heating and cooling systems, leading to lower energy bills. The savings can be significant over time, offsetting the initial investment in a high-quality, energy-efficient door.
- B. **Increased Property Value:** Homes that feature energy-efficient upgrades, including exterior doors, are often more attractive to potential buyers. These features can increase a property's market value and appeal, as they promise lower utility costs and greater comfort.
- C. **Reduced Maintenance and Replacement Costs:** Doors designed for energy efficiency are often made with durable materials that withstand weather and wear better than standard doors. This durability can lead to longer lifespans and fewer needs for repair or replacement, saving homeowners money overall.
- D. **Eligibility for Incentives:** In some regions, homeowners may qualify for rebates, tax credits, or other incentives for making energy-efficient improvements to their properties. Installing energy-efficient exterior doors can contribute to eligibility for these financial incentives, further enhancing the cost-effectiveness of the upgrade.

### Environmental Benefits

- A. **Decreased Energy Consumption:** By improving thermal insulation and reducing air leaks, energy-efficient doors help to lower the amount of energy needed to heat and cool a home. This reduction in energy demand contributes directly to the conservation of natural resources and supports efforts to achieve energy independence.
- B. **Lower Greenhouse Gas Emissions:** Reducing energy consumption in homes also decreases the greenhouse gas emissions associated with electricity generation and the burning of fossil fuels for



heating and cooling. By contributing to more stable indoor temperatures with less energy, energy-efficient doors play a part in mitigating climate change.

- C. **Promotion of Sustainable Building Practices:** Choosing energy-efficient exterior doors encourages the broader adoption of sustainable building materials and technologies. It supports an industry shift towards more sustainable practices, including the use of recycled materials and the development of products that offer superior energy performance.
- D. **Enhanced Indoor Environmental Quality:** Beyond saving energy, energy-efficient doors can also improve a home's indoor environmental quality by reducing drafts and fluctuations in temperature. This contributes to a more comfortable and healthier living environment for occupants.

Energy-efficient exterior doors represent a smart investment for homeowners looking to improve their home's energy performance, reduce utility costs, and contribute to environmental conservation. By selecting doors that are designed to minimize energy waste, homeowners can enjoy the dual benefits of financial savings and a reduced ecological footprint.

## Solar Water Heating

### Financial Benefits

- A. **Significant Reduction in Energy Bills:** Solar water heating systems can provide a substantial portion of a household's hot water needs, significantly reducing the amount of electricity or gas required for water heating. This reduction can lead to considerable savings on utility bills, especially in regions with high sunlight availability.
- B. **Long-term Savings:** Although the initial installation cost of a solar water heating system can be higher than traditional water heaters, the savings on energy bills over time make it a cost-effective investment. With lower operational costs, the system can pay for itself within a few years, offering long-term financial benefits.
- C. **Potential for Tax Credits and Incentives:** Many governments offer tax credits, rebates, or other incentives to encourage the installation of solar water heating systems. These financial incentives can offset the initial purchase and installation costs, making solar water heating an even more attractive investment.
- D. **Increased Property Value:** Homes equipped with solar water heating systems may have higher property values. Energy-efficient upgrades are increasingly sought after in the real estate market, as they promise future cost savings and environmental benefits to potential buyers.

### Environmental Benefits

- A. **Reduces Reliance on Fossil Fuels:** By using renewable solar energy to heat water, solar water heating systems decrease the demand for fossil fuels, such as natural gas and oil. This shift to a cleaner energy source helps reduce the carbon footprint of heating water, contributing to efforts to combat climate change.
- B. **Decreases Greenhouse Gas Emissions:** Solar water heating directly reduces the amount of greenhouse gas emissions associated with traditional water heating methods. By diminishing the

reliance on electricity generated from fossil fuel power plants or the direct combustion of natural gas, these systems contribute to cleaner air and a healthier environment.

- C. **Conservation of Natural Resources:** Solar energy is abundant and renewable, making it a sustainable alternative to non-renewable energy sources. By utilizing solar power, solar water heating systems help conserve finite natural resources and reduce the environmental impact associated with their extraction and use.
- D. **Supports Energy Independence:** The adoption of solar water heating contributes to energy independence by reducing the need for imported fuels. This can help stabilize energy prices and reduce vulnerability to foreign energy supply disruptions.

Solar water heating represents a practical and effective solution for reducing energy costs and environmental impact. By harnessing the sun's power to provide hot water, these systems offer a sustainable alternative to traditional energy sources, aligning with global efforts towards cleaner, renewable energy utilization.

## Dual-Flush Toilets

### Financial Benefits

- A. **Reduction in Water Bills:** The most immediate financial benefit of installing a dual-flush toilet is the potential reduction in water bills. By using less water for most flushes, households and businesses can see a significant decrease in their water usage and corresponding costs. This is especially beneficial in areas with high water rates or where water usage is metered.
- B. **Cost-Effective Over Time:** While the initial cost of a dual-flush toilet may be higher than that of a traditional toilet, the savings on water bills over time can offset this initial investment. For many homeowners, the long-term savings make dual-flush toilets a cost-effective choice.
- C. **Eligibility for Rebates and Incentives:** Some local governments and water utilities offer rebates or incentives to encourage the installation of water-efficient fixtures, including dual-flush toilets. These financial incentives can help reduce the upfront cost of upgrading to a dual-flush system.

### Environmental Benefits

- A. **Water Conservation:** Dual-flush toilets play a crucial role in conserving water, a precious and often limited resource. By providing an option for a lower-volume flush, these toilets can significantly reduce the amount of water used for each flush, especially when considering that liquid waste constitutes the majority of toilet use. This conservation is critical in drought-prone areas and contributes to more sustainable water management practices.
- B. **Reduction in Wastewater:** By using less water for flushing, dual-flush toilets also reduce the volume of wastewater that needs to be treated and processed. This reduction can alleviate strain on municipal sewage systems and treatment plants, leading to lower energy use and decreased environmental impact associated with wastewater management.
- C. **Supports Environmental Sustainability Efforts:** The adoption of dual-flush toilets is in line with broader efforts to promote environmental sustainability. By conserving water and reducing

wastewater, these toilets help mitigate the ecological footprint of households and communities, contributing to the health of aquatic ecosystems and reducing the demand for water treatment.

- D. **Promotes Awareness of Water Use:** The presence of a dual-flush option encourages users to consider their water use habits and make more conscious choices about water conservation. This increased awareness can extend to other water-saving practices, fostering a culture of sustainability and conservation.

Dual-flush toilets represent a practical and effective way to reduce water consumption and promote environmental sustainability. By offering users the ability to choose a flush that matches their needs, these toilets provide significant financial savings on water bills while conserving one of the planet's most vital resources.

## Geothermal Heating and Cooling

### Financial Benefits

- A. **Reduced Operating Costs:** Geothermal systems operate with remarkable efficiency, often delivering four units of heating or cooling for every one unit of electrical energy used. This efficiency translates into significant savings on heating and cooling costs, with many homeowners experiencing a reduction of up to 50-70% in their energy bills compared to traditional HVAC systems.
- B. **Long-term Savings:** Although the upfront cost for installing a geothermal system can be higher than traditional systems, the long-term savings in energy costs can more than offset this initial investment. The lifespan of geothermal systems is also longer, with indoor components lasting around 25 years and the underground loop system lasting upwards of 50 years, further enhancing the long-term savings.
- C. **Tax Incentives and Rebates:** Many countries and regions offer tax incentives, rebates, or grants to encourage the adoption of renewable energy technologies, including geothermal heating and cooling systems. These financial incentives can significantly reduce the net installation cost, improving the return on investment for homeowners and businesses.
- D. **Increased Property Value:** Properties equipped with geothermal systems may enjoy an increase in value due to the highly desirable nature of this efficient and sustainable heating and cooling solution. This can make homes more attractive to potential buyers, often resulting in a quicker sale at a higher price.

### Environmental Benefits

- A. **Renewable Energy Source:** Geothermal systems use the constant temperature of the earth as a renewable energy source for heating and cooling, significantly reducing reliance on fossil fuels and minimizing the carbon footprint of buildings.

- B. **Reduction in Greenhouse Gas Emissions:** By using the earth's stable temperatures to efficiently heat and cool spaces, geothermal systems emit significantly fewer greenhouse gases compared to conventional heating and cooling systems. This contributes to the global effort to combat climate change and promote cleaner air.
- C. **Low Impact on the Environment:** Geothermal heating and cooling is a low-impact technology. The underground loop systems do not require the extraction of natural resources, and the systems operate quietly with minimal disturbance to the surrounding environment.
- D. **Promotes Energy Independence:** By leveraging a local and renewable energy source, geothermal systems reduce dependence on imported fuels and contribute to national and regional energy independence. This not only has environmental benefits but can also enhance the security of energy supplies.

Geothermal heating and cooling represent a sustainable and efficient solution for managing the temperature of buildings. By harnessing the earth's renewable energy, these systems offer a way to significantly reduce energy costs and environmental impact, making them a compelling choice for those looking to invest in long-term sustainability and comfort.

## Wind Power System

### Financial Benefits

- A. **Energy Savings:** Wind power systems can significantly reduce electricity costs for both homeowners and businesses. In areas with consistent and adequate wind speeds, a wind turbine can generate a substantial portion of the electricity required to power a home or facility, leading to considerable savings on energy bills.
- B. **Income from Energy Production:** In many regions, individuals can sell excess electricity generated by their wind power system back to the grid through net metering or feed-in tariff schemes. This not only offsets the costs of electricity used from the grid but can also provide an additional source of income.
- C. **Tax Incentives and Grants:** Governments around the world offer various tax incentives, grants, and rebates to encourage the adoption of renewable energy technologies, including wind power. These financial incentives can significantly reduce the initial cost of installing a wind turbine system, making it a more attractive investment.
- D. **Long-term Financial Benefits:** Despite the high initial investment required for installation, wind turbines have a long lifespan, often 20 years or more, with relatively low ongoing maintenance costs. This long-term durability means that the initial investment can be recouped over time through savings on energy bills and potential income from excess power generation.

### Environmental Benefits

- A. **Renewable Energy Source:** Wind is a plentiful and inexhaustible source of energy. By harnessing the wind to generate electricity, wind power systems contribute to a sustainable energy future, reducing dependency on finite fossil fuels.
- B. **Reduction in Carbon Emissions:** Wind energy is clean, producing no harmful greenhouse gas emissions during operation. Utilizing wind power instead of fossil fuels for electricity generation

significantly reduces the carbon footprint of energy consumption, contributing to efforts to combat climate change.

- C. **Conservation of Natural Resources:** By reducing the need for fossil fuel extraction and burning, wind power helps conserve natural resources and protect ecosystems from the detrimental effects of mining and pollution associated with conventional energy production.
- D. **Promotes Energy Independence:** The development of wind power infrastructure can help regions reduce their reliance on imported fuels, enhancing energy security and stability. By investing in local wind energy projects, communities can keep more of their energy dollars within the local economy.

Wind power systems offer a promising avenue for generating clean, renewable energy, providing both financial savings and environmental benefits. As technology advances and the cost of wind energy continues to decrease, wind power is set to play a crucial role in the global transition to sustainable energy sources.

## Gray Water Recycling System

### Financial Benefits

- A. **Reduction in Water Bills:** By reusing gray water for irrigation, toilet flushing, and other non-potable uses, households and businesses can significantly reduce their water consumption, leading to lower monthly water bills. This saving is particularly valuable in regions with high water costs or where water scarcity is a concern.
- B. **Decreased Need for Potable Water:** Recycling gray water reduces the demand for treated potable water for non-drinking purposes. Since potable water is more expensive to produce and supply, using gray water instead can offer substantial cost savings over time.
- C. **Long-term Savings:** Although setting up a gray water recycling system involves an initial investment, the reduction in water bills can lead to significant long-term savings. The system's cost can be recouped over time, making it a financially viable solution for water conservation.
- D. **Potential Increase in Property Value:** Properties equipped with sustainable features like gray water recycling systems may be more attractive to potential buyers, potentially increasing the property's resale value. Eco-conscious buyers are often willing to pay a premium for homes that incorporate green technologies.

### Environmental Benefits

- A. **Water Conservation:** Gray water recycling plays a crucial role in conserving water, a precious and often limited resource. By repurposing water that would otherwise go to waste, these systems significantly reduce the demand on freshwater resources.
- B. **Reduction in Wastewater:** Using gray water for non-potable purposes decreases the volume of wastewater that needs to be collected, treated, and discharged. This can alleviate the load on

municipal sewage systems and treatment facilities, reducing energy consumption and the environmental impact associated with wastewater treatment.

- C. **Protection of Ecosystems:** Reducing the extraction of freshwater from natural sources helps protect ecosystems that rely on these water sources. By decreasing the demand for freshwater, gray water recycling contributes to the preservation of rivers, lakes, and aquifers, along with the biodiversity that depends on these habitats.
- D. **Promotes Sustainable Water Management:** Implementing gray water recycling systems encourages sustainable water management practices. It raises awareness about the importance of water conservation and can inspire further actions toward reducing water consumption and managing water resources more sustainably.

Gray water recycling systems represent a practical and effective way to reduce water consumption, lower utility bills, and contribute to environmental conservation. As water scarcity becomes a more pressing issue globally, the adoption of gray water recycling technologies offers a sustainable solution to meet water needs while preserving natural resources.

## **Xeriscaping to Reduce Water Use**

### **Financial Benefits**

**Reduced Water Bills:** Xeriscaping can drastically lower the need for irrigation compared to traditional landscaping, leading to substantial savings on water bills. In some cases, xeriscaping can reduce landscape water use by 50-75%, offering significant cost savings over time.

**Lower Maintenance Costs:** Drought-resistant plants and landscaping techniques that require minimal irrigation also translate to lower maintenance costs. Xeriscaped gardens typically need less fertilizing, fewer pesticides, and less frequent mowing or pruning than traditional lawns and gardens, further reducing the overall cost of upkeep.

**Increased Property Value:** Properties with xeriscaped outdoor spaces can be more attractive to buyers, particularly in regions where water conservation is a priority or water costs are high. The aesthetic appeal of a well-designed xeriscape, combined with the promise of lower water and maintenance costs, can increase a property's market value.

**Eligibility for Rebates and Incentives:** Some local governments and water utilities offer rebates, incentives, or tax breaks for homeowners who replace water-intensive lawns with xeriscaping or other water-efficient landscaping options. These programs can help offset the initial costs of transitioning to a xeriscape.

### **Environmental Benefits**

- A. **Water Conservation:** The primary environmental benefit of xeriscaping is the significant reduction in water use. By designing landscapes to require minimal irrigation beyond natural rainfall, xeriscaping conserves water, an increasingly precious and scarce resource in many regions.
- B. **Support for Local Ecosystems:** Using native plants in xeriscaping supports local ecosystems by providing habitats for native wildlife, including birds, bees, and butterflies. Native plants are well-adapted to the local climate and soil conditions, making them more resilient and supportive of biodiversity.
- C. **Reduced Chemical Use:** Because xeriscaped gardens are designed with plant health and sustainability in mind, they often require fewer chemical fertilizers and pesticides than traditional landscapes. This not only saves money but also reduces the runoff of chemicals into local waterways, protecting water quality and aquatic life.
- D. **Prevention of Soil Erosion:** The techniques used in xeriscaping, including the use of mulches and the selection of ground cover plants, help to prevent soil erosion. By stabilizing the soil and retaining moisture, xeriscaping contributes to healthier soil and reduced runoff.

Xeriscaping represents a practical approach to landscaping that aligns with sustainable living principles. It offers an attractive, low-maintenance alternative to traditional lawns and gardens that can save homeowners money while significantly reducing water use and supporting environmental conservation efforts.

## Permeable Paving

### Financial Benefits

- A. **Reduced Drainage Infrastructure Costs:** By facilitating the absorption of rainwater into the ground, permeable paving reduces the reliance on traditional drainage systems, such as storm sewers and culverts. This can lead to significant savings in the construction and maintenance of drainage infrastructure, particularly in new developments or when retrofitting existing areas.
- B. **Mitigation of Stormwater Fees:** Some municipalities charge stormwater fees based on the amount of impermeable surface on a property. By incorporating permeable paving, property owners can reduce these fees, as their properties contribute less to runoff and the burden on municipal stormwater systems.
- C. **Long-term Durability:** Many permeable paving materials are designed for longevity and resistance to the freeze-thaw cycles that can damage traditional pavement. This durability can lead to longer life spans and reduced replacement costs over time.
- D. **Potential Property Value Increase:** Properties that incorporate sustainable features like permeable paving are often more attractive to potential buyers, who may value the environmental considerations and potential savings on stormwater fees. This can increase the property's market value and appeal.

### Environmental Benefits

- A. **Groundwater Recharge:** Permeable paving allows rainwater to infiltrate into the soil, replenishing groundwater supplies. This is particularly important in urban areas where natural landscapes have been replaced with impermeable surfaces, leading to reduced groundwater levels.

- B. **Reduction in Runoff and Flooding:** By absorbing rainwater, permeable paving significantly reduces runoff, which can overwhelm stormwater systems and lead to flooding. This helps mitigate the risk of flood damage to properties and infrastructure.
- C. **Improved Water Quality:** As rainwater percolates through permeable paving and the soil beneath, pollutants such as oils, metals, and sediment are naturally filtered out. This process improves the quality of water entering groundwater or reaching natural water bodies, reducing pollution and protecting aquatic ecosystems.
- D. **Urban Heat Island Mitigation:** Permeable paving materials often have a higher albedo (reflectivity) than traditional asphalt and can help mitigate the urban heat island effect. This contributes to cooler urban environments and reduces the need for air conditioning, further saving energy and reducing greenhouse gas emissions.

Permeable paving represents a practical and effective solution for managing stormwater, reducing environmental impact, and offering financial benefits. As communities continue to seek sustainable urban development practices, permeable paving provides a valuable tool for enhancing the resilience and sustainability of built environments.

## Skylights for Natural Lighting

### Financial Benefits

- A. **Reduced Electricity Costs for Lighting:** By increasing the amount of natural light that enters a building, skylights can significantly decrease the need for artificial lighting during daytime hours. This reduction in reliance on electric lighting leads to lower electricity bills, contributing to considerable cost savings over time.
- B. **Heating Benefits:** In cooler months, skylights can contribute to warming the interior spaces of a building through solar gain. This passive heating can reduce the need for artificial heating, further lowering energy costs. It's important, however, for skylights to be well-insulated and designed to minimize unwanted heat loss during the winter and overheating in the summer.
- C. **Increased Property Value:** Homes and commercial buildings with natural lighting are often more attractive to buyers and renters. Skylights can enhance the architectural beauty of a space, making properties more desirable and potentially increasing their market value.
- D. **Potential for Tax Credits and Rebates:** In some regions, the installation of energy-efficient skylights may qualify for tax credits, rebates, or other incentives as part of green building or energy conservation programs. These financial incentives can help offset the initial cost of installing skylights.

### Environmental Benefits



- A. **Lower Energy Consumption:** By using natural sunlight to illuminate interior spaces, skylights reduce the demand for electricity generated from fossil fuels, directly decreasing energy consumption. This contributes to a lower carbon footprint for the building.
- B. **Reduction in Greenhouse Gas Emissions:** Decreased use of electric lighting and reduced need for heating through passive solar gain translate to lower greenhouse gas emissions associated with energy production. This helps combat climate change and reduces the environmental impact of a building's operation.
- C. **Enhanced Indoor Environmental Quality:** Natural light has been shown to have various health benefits, including improving mood, enhancing productivity, and keeping circadian rhythms. Skylights can improve the indoor environmental quality of a building, contributing to the well-being of its occupants.
- D. **Promotion of Sustainable Building Design:** Incorporating skylights into architectural designs promotes the broader adoption of sustainable building practices. By optimizing the use of natural light, architects and builders can create energy-efficient spaces that minimize environmental impact while providing comfortable and inviting environments.

Skylights for natural lighting represent a synergy between aesthetic design and practical benefits, offering a sustainable solution to reduce energy consumption, lower operating costs, and enhance the environmental performance of buildings. As technology advances, features like energy-efficient glazing and automated shades can further perfect the benefits of skylights, making them an integral part of green building strategies.

## Motion Sensor Lighting

### Financial Benefits

- A. **Reduction in Electricity Bills:** By ensuring that lights are only activated when movement is detected, motion sensor lighting significantly reduces the time lights remain on unnecessarily. This targeted use of lighting can lead to substantial savings on electricity bills, as it prevents wastage of energy in unoccupied spaces.
- B. **Extended Bulb Lifespan:** The reduced usage of lights also extends the lifespan of bulbs, particularly in areas that might otherwise have lights left on for extended periods. This can lower the frequency of bulb replacements, saving money on purchasing new bulbs and the labor associated with replacing them.
- C. **Increased Property Value:** Homes and commercial properties equipped with smart technologies like motion sensor lighting are often more attractive to potential buyers and tenants. This modern feature can increase property appeal, potentially leading to a higher resale value or rental income.
- D. **Cost Savings from Reduced Maintenance:** In addition to saving on bulb replacements, motion sensor lighting systems typically require less maintenance than traditional lighting systems, further reducing long-term costs associated with property upkeep.

### Environmental Benefits

- A. **Lower Energy Consumption:** Motion sensor lighting directly contributes to reduced energy consumption by limiting the use of artificial lighting to only when it is needed. This efficient use of electricity supports broader efforts to conserve energy resources and decrease dependency on non-renewable power sources.
- B. **Decrease in Carbon Emissions:** By reducing the amount of energy consumed, motion sensor lighting also lowers the carbon emissions associated with electricity production, particularly in regions where power is generated from fossil fuels. This reduction in emissions is a positive step toward mitigating the impacts of climate change.
- C. **Promotion of Sustainable Practices:** The adoption of motion sensor lighting exemplifies a commitment to sustainability and can inspire further energy-saving measures within a home or organization. It reflects an awareness of environmental impact and a willingness to invest in technologies that support eco-friendly living and working environments.
- D. **Reduction in Light Pollution:** In outdoor settings, motion sensor lighting can help reduce light pollution by ensuring that lights are not left on all night unnecessarily. This contributes to a darker, more natural nighttime environment, which is beneficial for wildlife and reduces the energy waste associated with excessive outdoor lighting.

Motion sensor lighting represents a practical and effective solution for enhancing energy efficiency, reducing costs, and supporting environmental sustainability. By automating lighting based on occupancy, this technology ensures that lighting is used optimally, contributing to both financial savings and a reduced environmental footprint.

## Attic Fans or Vents

### Financial Benefits

- A. **Reduced Cooling Costs:** By lowering the temperature in the attic, fans and vents can significantly decrease the heat transfer from the attic to the living spaces below. This reduction in heat load allows air conditioning systems to operate more efficiently and less frequently, leading to substantial savings on cooling costs during the hot months.
- B. **Extended Lifespan of Roofing Materials:** Elevated temperatures in the attic can also accelerate the deterioration of roofing materials. By maintaining a cooler attic, fans and vents can help extend the lifespan of these materials, potentially saving money on roof repair and replacement costs over time.
- C. **Improved HVAC Efficiency:** With a lower overall temperature in the home due to effective attic ventilation, HVAC systems can operate under less strain. This not only reduces energy consumption but can also lead to lower maintenance costs and extend the life of the HVAC system, offering further financial savings.
- D. **Energy Rebates and Incentives:** In some areas, homeowners may qualify for rebates, tax credits, or other incentives for installing energy-efficient attic ventilation systems. These programs can help offset the initial cost of installation, enhancing the financial attractiveness of attic fans and vents.

### Environmental Benefits

- A. **Lower Energy Consumption:** By reducing the need for air conditioning, attic fans and vents contribute to a decrease in household energy consumption. This reduction is particularly significant during peak summer months when the demand for electricity is high, contributing to a more sustainable use of energy resources.
- B. **Reduction in Greenhouse Gas Emissions:** Decreased reliance on air conditioning due to improved attic ventilation directly leads to lower greenhouse gas emissions associated with electricity generation. This contributes to efforts to combat climate change and reduces the environmental footprint of maintaining comfortable indoor temperatures.
- C. **Promotes Natural Ventilation Strategies:** Attic ventilation is part of a broader approach to natural cooling and ventilation strategies in buildings. By emphasizing the importance of passive and active ventilation, attic fans and vents support a shift towards more sustainable and environmentally friendly building practices.
- D. **Decreases Urban Heat Island Effect:** On a larger scale, reducing the need for air conditioning in individual homes can contribute to mitigating the urban heat island effect. By collectively lowering electricity consumption and the associated heat release from air conditioning units, communities can help reduce the overall temperature in urban areas.

Attic fans and vents offer an effective solution for improving home ventilation, reducing cooling costs, and contributing to environmental sustainability. As part of an integrated approach to home energy efficiency, these systems can play a significant role in creating more comfortable, financially viable, and environmentally responsible living spaces.

## Reflective Roof Coating

### Financial Benefits

- A. **Reduced Cooling Costs:** Reflective roof coatings can significantly lower a building's indoor temperature by reflecting solar radiation away from the building rather than absorbing it. This leads to less reliance on air conditioning systems during hot months, translating into substantial savings on energy bills.
- B. **Extended Roof Lifespan:** By protecting the roof from harmful UV rays and reducing temperature fluctuations, reflective coatings can extend the lifespan of the roofing material. This reduces the need for frequent repairs or replacements, leading to long-term savings.
- C. **Increased HVAC Efficiency:** With lower indoor temperatures, HVAC systems operate under less strain, which can improve their efficiency and longevity. This not only saves on immediate cooling costs but also reduces the need for maintenance and prolongs the operational life of these systems.
- D. **Potential for Tax Credits and Rebates:** In some regions, installing energy-efficient roofing solutions like reflective coatings may qualify property owners for tax credits, rebates, or other incentives. These financial incentives can help offset the initial cost of application, making it a more attractive investment.

### Environmental Benefits

- A. **Reduction in Urban Heat Island Effect:** Reflective roofs help mitigate the urban heat island effect, a condition in which urban areas become significantly warmer than their rural surroundings. By reflecting sunlight away, these roofs contribute to cooler urban environments, reducing the need for cooling in surrounding buildings as well.
- B. **Lower Energy Consumption:** The decreased demand for air conditioning resulting from cool roofing leads to lower overall energy consumption. This reduction plays a critical role in conserving energy resources and decreasing the strain on the electrical grid, especially during peak usage times.
- C. **Decreased Greenhouse Gas Emissions:** By reducing the need for cooling, reflective roof coatings contribute to lower greenhouse gas emissions from power plants. This is a crucial step towards reducing the carbon footprint of buildings and combating climate change.
- D. **Enhanced Comfort in Non-air-conditioned Spaces:** Reflective roofing can improve comfort levels in buildings without air conditioning or in spaces where cooling is minimal. This can be particularly beneficial in communal areas or in industrial buildings where traditional cooling is not feasible.

Reflective roof coating represents a simple yet effective strategy for enhancing building efficiency, reducing energy costs, and contributing to environmental sustainability. As awareness of the benefits of cool roofing grows, this approach is increasingly considered a key component of green building practices, offering a practical solution to the challenges of energy use and urban heat.

## Insulating Window Treatments

### Financial Benefits

- A. **Savings on Heating and Cooling Bills:** Insulating window treatments can significantly improve a home's insulation, reducing the need for heating in the winter and cooling in the summer. This improved energy efficiency can lead to considerable savings on utility bills, as HVAC systems require less energy to maintain comfortable indoor temperatures.
- B. **Increased Property Value:** Homes with energy-efficient features, including insulating window treatments, can be more attractive to potential buyers. These features not only promise lower utility costs but also contribute to overall home comfort, potentially increasing the property's value.
- C. **Reduced Wear and Tear on HVAC Systems:** By moderating indoor temperatures, insulating window treatments can lessen the demand on heating and cooling systems. This reduced workload can extend the lifespan of HVAC equipment and decrease the need for maintenance or replacements, saving homeowners additional costs over time.
- D. **Eligibility for Energy Efficiency Rebates:** Some utility companies and government programs offer rebates or incentives for energy-saving home improvements. Investing in insulating window treatments may qualify homeowners for these financial incentives, offsetting some of the initial costs.

### Environmental Benefits

- A. **Lower Energy Consumption:** By improving window insulation, insulating window treatments directly reduce the amount of energy needed for heating and cooling. This conservation of energy is crucial for reducing the reliance on fossil fuels and supporting more sustainable energy use.
- B. **Decrease in Greenhouse Gas Emissions:** Reduced energy consumption leads to lower emissions of greenhouse gases, which are primarily produced by burning fossil fuels for electricity and heating. This reduction is key in efforts to combat climate change and minimize the environmental impact of residential buildings.
- C. **Enhanced Indoor Environmental Quality:** Beyond energy savings, insulating window treatments can improve indoor comfort by eliminating drafts and reducing the influx of external noise. This creates a more comfortable and healthier living environment without the need for additional energy consumption.
- D. **Support for Sustainable Living Practices:** Utilizing insulating window treatments is part of a broader commitment to sustainable living. By making conscious choices to reduce energy use, homeowners contribute to a larger movement towards environmental stewardship and conservation.

Insulating window treatments are a practical and effective way to enhance the energy efficiency of a home, offering financial savings while also contributing to environmental sustainability. As an integral component of energy-efficient design, these window treatments support efforts to reduce energy consumption, lower greenhouse gas emissions, and promote a more sustainable future.

## Biophilic Design Elements

### Financial Benefits

- A. **Increased Property Value:** Properties that incorporate biophilic design are often more attractive to buyers and tenants due to their aesthetic appeal and the health and well-being benefits they provide. This increased appeal can lead to higher property values and rental rates.
- B. **Improved Occupant Well-being and Productivity: Workspaces** and homes with biophilic elements, such as natural lighting, greenery, and the use of natural materials, can improve occupant well-being. In office settings, this can translate into higher productivity, reduced absenteeism, and increased creativity, which are valuable assets for businesses.
- C. **Enhanced Customer and Employee Satisfaction:** Retail and hospitality spaces that incorporate biophilic design can enhance customer experiences, leading to increased satisfaction and repeat business. Similarly, employees who work in environments with natural elements report higher levels of job satisfaction, which can contribute to employee retention and reduced turnover costs.
- D. **Energy Efficiency:** Some aspects of biophilic design, such as maximizing natural light and incorporating vegetation for shade, can reduce the need for artificial lighting and temperature control. This can lead to savings on energy bills and contribute to the overall energy efficiency of a building.

### Environmental Benefits

- A. **Improved Indoor Air Quality:** Integrating plants and green spaces into building design can improve indoor air quality by naturally filtering pollutants and increasing oxygen levels. This contributes to a healthier indoor environment for occupants and reduces the need for mechanical air filtration systems.
- B. **Natural Temperature Regulation:** Biophilic design elements like green roofs, living walls, and strategic placement of vegetation can help regulate building temperatures. These features provide natural insulation and cooling, reducing the reliance on HVAC systems and lowering energy consumption.
- C. **Promotion of Biodiversity:** By incorporating natural habitats into the built environment, biophilic design can promote biodiversity in urban areas. This is especially important in cities, where green spaces are limited, and native flora and fauna face habitat loss.
- D. **Encourages Sustainable Practices:** Biophilic design fosters a connection between occupants and the natural environment, which can inspire a greater commitment to environmental stewardship and sustainability. This heightened awareness can lead to more sustainable lifestyle choices and support for conservation efforts.

Biophilic design elements represent a holistic approach to architecture and interior design, offering benefits that extend beyond aesthetics to enhance financial value, environmental sustainability, and human well-being. As awareness of these benefits grows, biophilic design is increasingly recognized as a critical component of future building and space planning, aligning with broader goals of sustainability and health.

## Mudroom Additions

### Financial Benefits

- A. **Increased Home Value:** Adding a mudroom can increase a home's market value by creating additional functional square footage. Well-designed mudrooms are highly appealing to potential buyers, especially in regions with inclement weather, as they add convenience and organization to the home.
- B. **Enhanced Appeal to Buyers:** Homes with mudrooms often stand out in the real estate market. A mudroom can make a property more appealing to buyers by offering a specialized space that helps keep the rest of the home cleaner and more organized. This can be a deciding factor for buyers comparing properties.
- C. **Reduced Cleaning and Maintenance Costs:** By acting as a barrier to dirt, mud, and water, mudrooms can reduce the need for frequent deep cleanings throughout the rest of the home. This can lead to savings on cleaning supplies and services, as well as reduce wear and tear on flooring and carpets in main living areas.
- D. **Improved Storage Solutions:** Mudrooms offer additional storage solutions, reducing the need for external storage units or additional furniture. Efficient storage can also make daily routines smoother, potentially improving overall household productivity and satisfaction.

## Environmental Benefits

- A. **Improved Indoor Environmental Quality:** Mudrooms help limit the number of outdoor pollutants, such as dust, pollen, and pesticides, which enter the main living areas. This can improve indoor air quality, making the home environment healthier for occupants, especially those with allergies or respiratory issues.
- B. **Encourages Sustainable Practices:** A well-organized mudroom can encourage habits that contribute to sustainability, such as recycling and composting, by providing designated spaces for these materials. It can also serve as a reminder for family members to consider their environmental impact before entering or leaving the home.
- C. **Potential for Energy Efficiency:** Mudrooms can contribute to a home's energy efficiency by acting as an additional buffer zone to outside temperatures. This can help stabilize indoor temperatures, reducing the load on heating and cooling systems, and ultimately lowering energy consumption.
- D. **Supports Use of Sustainable Materials:** In the construction or renovation of a mudroom, there's an opportunity to use sustainable, non-toxic materials and implement green design principles. This can further enhance the environmental benefits of the space, from energy-efficient lighting to the use of reclaimed wood for benches or storage.

The addition of a mudroom to a home offer both practical and aesthetic benefits, increasing property value while promoting a healthier, more sustainable living environment. As a versatile space, a mudroom can be customized to meet the specific needs of the household, making it a valuable addition to any home.

## Updated Electrical System

### Financial Benefits

- A. **Increased Home Safety and Reduced Insurance Costs:** Modern electrical systems are designed to meet stringent safety standards, significantly reducing the risk of electrical fires and other hazards associated with outdated systems. This increased safety can, in turn, lead to lower homeowners' insurance premiums, as the risk of costly damage is minimized.
- B. **Enhanced Energy Efficiency:** Updated electrical systems can more effectively support energy-efficient appliances and lighting, leading to reduced energy consumption and lower electricity bills. Modern wiring, circuit breakers, and outlets can handle the efficient distribution of electricity, minimizing waste and maximizing savings.
- C. **Increased Property Value:** Homes with modernized electrical systems are often more appealing to buyers, as they require less immediate maintenance and offer enhanced safety and efficiency. This can increase the overall market value of the property, making it a more attractive investment for potential buyers.
- D. **Accommodation of Modern Lifestyle Needs:** An updated electrical system can support the increased electrical load of modern households, which now include numerous gadgets, appliances,

and home automation systems. This adaptability can save homeowners from the costs associated with overloading an outdated system, including damage to appliances and potential remodeling.

## **Environmental Benefits**

- A. **Support for Energy-Efficient Appliances:** By accommodating the latest in energy-efficient appliances and lighting, updated electrical systems contribute to the overall reduction of a household's energy consumption. This not only lowers energy bills but also reduces the environmental footprint of the home.
- B. **Reduction in Hazardous Conditions:** Outdated electrical systems can pose risks not only to the safety of a home's occupants but also to the environment. Faulty wiring and overloaded circuits can lead to inefficiencies and wasteful energy consumption. By modernizing these systems, homeowners can ensure electricity is used as efficiently as possible, minimizing unnecessary energy loss.
- C. **Facilitation of Renewable Energy Integration:** An updated electrical system can better integrate with renewable energy sources, such as solar panels, should homeowners choose to adopt them. This integration supports the shift towards cleaner, renewable energy consumption, further reducing the reliance on fossil fuels and the associated carbon emissions.
- D. **Encourages Sustainable Living Practices:** With the capacity to support smart home technologies, updated electrical systems can encourage more sustainable living practices. Smart thermostats, lighting, and energy management systems can all contribute to more efficient use of resources, reducing overall energy consumption and promoting environmental stewardship.

Updating an electrical system thus not only enhances the functionality and safety of a home but also aligns with broader goals of energy efficiency and environmental sustainability. This modernization effort can provide significant financial savings over time, contribute to a safer living environment, and support the sustainable use of electrical resources.

## **Basement Waterproofing**

### **Financial Benefits**

**Protection Against Costly Repairs:** By preventing water infiltration, basement waterproofing protects the home's foundation and interior from water damage. This preemptive approach can save homeowners significant expenses associated with repairing water-damaged structures, foundations, and interiors, which can be extensive and costly.

**Preservation of Structural Integrity:** Water damage can weaken a home's structural elements, leading to serious issues that compromise the building's safety and require expensive restoration efforts. Waterproofing helps maintain the structural integrity of the home, ensuring its longevity and stability.

**Increased Property Value:** Homes with effective basement waterproofing are more appealing to potential buyers, as they demonstrate a commitment to maintenance and care. This can increase the property's market value and attractiveness, potentially leading to a higher resale price.



**Prevention of Property Damage:** Waterproofing the basement protects belongings stored in this area from water damage. This protection can save homeowners from the economic loss of replacing damaged items and from the potential loss of irreplaceable personal belongings.

## **Environmental Benefits**

- A. **Healthier Indoor Air Quality:** By reducing the likelihood of mold and mildew growth, basement waterproofing contributes to healthier indoor air quality. Mold and mildew can release spores and volatile organic compounds (VOCs) into the air, which are harmful to respiratory health. A dry basement helps create a healthier living environment for occupants.
- B. **Energy Efficiency:** Wet basements and walls can lead to higher humidity levels inside the home, which can increase energy consumption by making cooling systems work harder to maintain comfortable conditions. By keeping the basement dry, waterproofing can indirectly contribute to more efficient energy use and lower utility bills.
- C. **Resource Conservation:** Preventing water damage through waterproofing means fewer materials will be needed for repairs and replacements over the life of the home. This conservation of resources aligns with sustainable living practices, reducing the demand for raw materials and the energy associated with manufacturing and transporting repair materials.
- D. **Supports Sustainable Urban Development:** On a larger scale, effective waterproofing and water management in individual homes contribute to reducing the overall burden on municipal stormwater systems. This supports more sustainable urban development by minimizing runoff and promoting better water quality in the community.

Basement waterproofing represents a proactive approach to maintaining a home's value, safety, and comfort while supporting environmental health and sustainability. With its ability to prevent extensive water damage, preserve indoor air quality, and contribute to energy efficiency, waterproofing is a key component of responsible home ownership and environmental stewardship.

## **Fireplace Upgrade to Gas or Electric**

### **Financial Benefits**

- A. **Increased Heating Efficiency:** Gas and electric fireplaces convert most of their energy directly into heat, offering a higher efficiency rate than wood-burning fireplaces, which lose a sizable portion of their heat up the chimney. This efficiency translates into more effective heating of the space and potential savings on overall home heating costs.
- B. **Lower Maintenance Costs:** Unlike wood-burning fireplaces that require regular cleaning of ash and soot, as well as chimney sweeping to prevent creosote buildup, gas and electric fireplaces require minimal maintenance. This can lead to significant savings in maintenance costs over time.
- C. **No Need for Firewood:** Eliminating the need to purchase or chop firewood can result in considerable savings, especially in areas where wood is not readily available for free. Gas and electric fireplaces offer the convenience of heating without the ongoing cost of wood.

- D. **Potential Increase in Property Value:** Upgrading to a modern gas or electric fireplace can enhance the aesthetic appeal and functionality of a home, potentially increasing its market value. These fireplaces are often seen as desirable features by homebuyers looking for convenience and minimal maintenance.

## Environmental Benefits

**Reduced Particulate Emissions:** Wood-burning fireplaces emit a significant amount of particulate matter and other pollutants, contributing to indoor and outdoor air pollution. Gas and, especially, electric fireplaces produce fewer emissions, resulting in cleaner air and a healthier environment.

**Lower Carbon Footprint:** Electric fireplaces, when powered by renewable energy sources, can have a minimal carbon footprint. Even gas fireplaces, which emit some CO<sub>2</sub>, generally have a lower carbon output than wood-burning units, contributing to reduced greenhouse gas emissions.

**Conservation of Wood Resources:** By eliminating the need for firewood, gas and electric fireplaces help conserve forests and reduce the demand for wood as a fuel source. This conservation effort supports biodiversity and carbon sequestration efforts in forested areas.

**Improved Indoor Air Quality:** Upgrading to a gas or electric fireplace can significantly improve indoor air quality by eliminating the smoke, ash, and other pollutants associated with wood burning. This can have positive health implications for residents, particularly those with respiratory issues or allergies.

Upgrading a fireplace from wood-burning to gas or electric models represents a smart investment in both financial and environmental terms. It combines the comfort and ambiance of a traditional fireplace with the benefits of modern efficiency, convenience, and reduced environmental impact.

## Hardwood Floor Refinishing

### Financial Benefits

- A. **Cost-Effective Alternative to Replacement:** Refinishing hardwood floors is generally much less expensive than replacing them. By restoring the beauty of the existing floors, homeowners can achieve a like-new appearance without the excessive cost of purchasing and installing new flooring materials.
- B. **Increased Home Value:** Beautifully refinished hardwood floors are highly attractive to potential buyers, contributing to an increase in the property's overall value. The timeless appeal of hardwood can make a home more marketable and potentially lead to a higher selling price.
- C. **Extended Floor Lifespan:** Regularly refinishing hardwood floors can significantly extend their life, delaying the need for costly replacements. Properly maintained hardwood floors can last for decades, making them a smart long-term investment in a home's value and appeal.

- D. **Reduced Maintenance Costs:** A newly refinished hardwood floor is easier to clean and maintain, requiring less effort and fewer specialized products to keep it looking its best. This can lead to savings on cleaning supplies and services over time.

## Environmental Benefits

- A. **Conservation of Resources:** Refinishing hardwood floors makes use of the existing materials, reducing the demand for new lumber. This conservation effort helps preserve forests and reduces the environmental impact associated with logging, manufacturing, and transporting new flooring materials.
- B. **Reduction in Waste:** By refurbishing what's already in place, refinishing reduces the amount of waste sent to landfills compared to floor replacement. Keeping the existing floors also eliminates the environmental impact of disposing of old flooring.
- C. **Energy Conservation:** The process of refinishing floors requires less energy than manufacturing and installing new flooring materials. This reduction in energy consumption contributes to a lower carbon footprint for the renovation project.
- D. **Promotes Sustainable Living:** Choosing to refinish rather than replace hardwood floors reflects a commitment to sustainable living practices. It demonstrates a preference for restoring and reusing materials instead of contributing to the cycle of consumption and waste.

Hardwood floor refinishing is a sustainable, cost-effective way to rejuvenate a home's appearance while preserving the character and quality of its floors. This approach aligns with environmentally friendly practices by maximizing the use of existing materials, reducing waste, and minimizing the need for added resources.

## Modernizing Light Fixtures

### Financial Benefits

- A. **Reduced Electricity Usage:** Modern, energy-efficient lighting fixtures, especially those utilizing LED technology, consume significantly less electricity than traditional incandescent bulbs. This reduction in energy usage directly translates to lower electricity bills, offering homeowners tangible savings.
- B. **Enhanced Home Appeal and Value:** Upgrading to modern light fixtures can dramatically improve the look and feel of a home, making spaces more attractive and functional. This aesthetic enhancement can increase the overall appeal of the property to potential buyers, potentially boosting its market value.

- C. **Longer Lifespan of Lighting Fixtures:** LED and other energy-efficient lighting options have a much longer lifespan compared to traditional lighting technologies. This extended lifespan means fewer replacements, reducing the long-term costs associated with maintaining home lighting.
- D. **Eligibility for Rebates and Incentives:** Homeowners may qualify for rebates, tax credits, or other incentives by installing energy-efficient lighting fixtures. These financial incentives can help offset the initial cost of upgrading, making it a more cost-effective decision.

## Environmental Benefits

- A. **Lower Energy Consumption:** By utilizing energy-efficient lighting technologies, modern fixtures significantly decrease the amount of energy required for home lighting. This reduction in energy consumption contributes to the conservation of natural resources and supports efforts to reduce reliance on fossil fuel-based power generation.
- B. **Smaller Carbon Footprint:** The transition to LED and other efficient lighting options results in lower greenhouse gas emissions, as less energy consumption translates to fewer carbon emissions. This helps mitigate the impact of home lighting on climate change, contributing to a smaller overall carbon footprint for the household.
- C. **Reduced Environmental Impact of Production and Waste:** The longer lifespan of modern lighting fixtures means that fewer units need to be produced, packaged, and transported over time. Additionally, the decrease in frequency of replacements reduces waste, further minimizing the environmental impact associated with home lighting.
- D. **Promotion of Sustainable Living Practices:** Upgrading to modern, energy-efficient lighting fixtures reflects a commitment to sustainable living. This approach not only conserves energy but also sets a positive example for environmentally responsible behavior, encouraging broader adoption of green technologies.

Modernizing light fixtures to embrace contemporary, energy-efficient technologies is a strategic way to enhance a home's aesthetic and functional appeal while realizing financial savings and contributing to environmental sustainability. This upgrade supports a transition toward more efficient, low-impact living spaces, aligning with broader goals of energy conservation and carbon footprint reduction.

## Crown Molding Installation

### Financial Benefits

- A. **Increased Aesthetic Appeal and Home Value:** Crown molding adds a touch of sophistication and architectural interest to a home, which can make the property more attractive to potential buyers. This enhanced appeal can contribute to an increase in the home's resale value, as buyers are often willing to pay more for homes with high-quality finishes and decorative details.
- B. **Cost-Effective Home Improvement:** Compared to other home renovation projects, adding crown molding is relatively inexpensive but can dramatically transform the look and feel of a room. This makes it a cost-effective way to upgrade a home's interior without undertaking major renovations.

- C. **Potential to Attract a Broader Range of Buyers:** Homes with distinctive features like crown molding may stand out in the real estate market, attracting a broader range of potential buyers. This can be particularly advantageous in competitive housing markets, where distinguishing features can make a significant difference.

## Environmental Benefits

- A. **Sustainable Material Options:** Crown molding can be made from a variety of materials, including wood, plaster, and polyurethane. Opting for molding made from sustainably sourced wood or recycled materials minimizes the environmental impact associated with the production and disposal of these decorative elements. Manufacturers that adhere to responsible forestry practices or use recycled content help ensure that the addition of crown molding is more environmentally friendly.
- B. **Durability and Longevity:** High-quality crown molding that is professionally installed can last for many years, reducing the need for frequent replacements and minimizing waste. Choosing durable materials ensures that the molding remains an attractive and stable feature of the home over time, contributing to the sustainability of home decor.
- C. **Energy Efficiency Considerations:** While not its primary function, crown molding can help seal gaps between walls and ceilings, potentially improving a room's energy efficiency by minimizing air leaks. When combined with other energy-saving measures, this can contribute to reduced energy consumption for heating and cooling.
- D. **Promotion of Craftsmanship and Quality:** Investing in crown molding installation supports craftsmanship and quality in home construction and renovation. Choosing custom or handcrafted molding from local artisans can support small businesses and reduce the carbon footprint associated with transporting materials over long distances.

Crown molding installation represents an intersection of aesthetic enhancement and potential environmental consideration within home improvement. By selecting sustainable materials and focusing on quality and durability, homeowners can enjoy the decorative and financial benefits of crown molding while adhering to principles of environmental sustainability.

## Security System Upgrade

### Financial Benefits

- A. **Insurance Discounts:** Many insurance companies offer discounts on homeowners' insurance premiums for homes equipped with advanced security systems. These systems reduce the risk of burglary and damage, potentially lowering the likelihood of claims. As a result, upgrading to a more sophisticated security system can lead to substantial insurance savings.
- B. **Increased Home Value and Appeal:** A home with a modern, integrated security system can be more attractive to potential buyers, especially those who prioritize safety and security. This increased

appeal can boost the property's market value and make it stand out in the real estate market, potentially leading to a quicker sale at a higher price.

- C. **Reduced Risk of Theft and Damage:** By deterring burglars and promptly detecting unauthorized entry, upgraded security systems can prevent theft and property damage. This protection can save homeowners significant expenses associated with property loss, damage repairs, and the emotional costs of dealing with a break-in.
- D. **Remote Monitoring and Control:** Many modern security systems offer remote monitoring and control capabilities, allowing homeowners to monitor their property via smartphone or computer. This convenience can save time and provide peace of mind, which, while not directly financial, contributes to an overall sense of security and well-being.

## Environmental Benefits

- A. **Integration with Home Energy Management:** Smart security systems can often be integrated with home energy management systems, allowing for more efficient use of resources. For example, security systems can be set to adjust lighting, heating, and cooling based on occupancy, reducing unnecessary energy consumption and contributing to a more sustainable home environment.
- B. **Reduced Energy Waste Through Automation:** With the ability to control lighting and HVAC systems, smart security systems can help minimize energy waste. Automated routines, such as turning off lights when the system is armed or adjusting the thermostat based on security settings, ensure that energy is used more efficiently.
- C. **Promotion of Sustainable Living Practices:** The adoption of smart security systems that contribute to home efficiency can encourage homeowners to adopt additional sustainable living practices. By experiencing the benefits of smart home technology in security, individuals may be more inclined to explore other areas where technology can enhance sustainability, such as smart lighting and energy monitoring.
- D. **Decrease in Physical Material Use:** Digital and cloud-based security systems reduce the need for physical materials such as keys and paper-based security logs. By relying on digital access controls and online monitoring, these systems contribute to a reduction in material use and waste.

Upgrading to a modern security system not only enhances the safety and security of a home but also offers financial benefits through insurance discounts and increased property value. Additionally, when these systems are integrated with smart home technologies, they can contribute to environmental sustainability by improving energy efficiency and promoting more responsible resource use.

## Built-in Closet Organizers

### Financial Benefits

- A. **Increased Home Value:** Homes with built-in closet organizers often appeal more to potential buyers, who value efficient and ample storage space. This added functionality and aesthetic appeal can increase the overall value of the property, making it a desirable feature during the sale process.
- B. **Cost Savings on Additional Furniture:** By maximizing the storage capacity of existing closets, homeowners can reduce the need to purchase additional storage furniture such as dressers, wardrobes,

and storage units. This can lead to significant savings on furniture costs and free up living space for other uses.

- C. **Enhanced Daily Efficiency:** Organized storage solutions can save time and reduce stress by making it easier to find clothing and accessories. This improved daily efficiency might not directly translate into financial benefits but can contribute to a more productive and less hectic lifestyle.
- D. **Appeal to Security-Conscious Buyers:** Built-in organizers often come with options for locking drawers or compartments, appealing to buyers who prioritize security for their valuables. This added feature can enhance the marketability of the home to a wider audience.

## Environmental Benefits

- A. **Efficient Use of Space and Materials:** Built-in closet organizers are designed to fit the specific dimensions of a space, minimizing waste and making the most efficient use of materials. This tailored approach can reduce the environmental impact associated with producing and disposing of excess materials.
- B. **Reduction in Clutter and Waste:** By providing a place for everything, built-in organizers can help reduce clutter, discouraging the accumulation of unnecessary items that might eventually end up in landfills. This can promote a more minimalist and environmentally conscious lifestyle.
- C. **Longevity and Durability:** High-quality built-in closet organizers are typically more durable than temporary or freestanding storage solutions. Their longevity means less frequent replacements and, consequently, less waste and resource consumption over time.
- D. **Promotes Reuse Over New Purchases:** Maximizing the storage potential of existing closets can eliminate the need for additional furniture, reducing the demand for new products and the resources required for their production and transportation. This not only conserves materials but also supports a less consumer-driven approach to home organization.

Built-in closet organizers offer a practical and aesthetically pleasing solution to storage challenges, contributing to both the financial value and environmental sustainability of a home. By encouraging the efficient use of space and materials, reducing clutter, and minimizing the need for additional furniture, these organizing systems represent a smart investment in a more organized, functional, and sustainable living environment.

## Garage Storage Solutions

### Financial Benefits

- A. **Enhanced Home Appeal and Value:** A well-organized garage with effective storage solutions can significantly increase a home's appeal to potential buyers, especially those prioritizing storage space for tools, vehicles, and recreational equipment. This added appeal can translate into a higher property value and attract a wider pool of potential buyers.

- B. **Cost Savings from Maximizing Existing Space:** By optimizing the storage capacity of the garage, homeowners can avoid the need for renting external storage units, leading to substantial savings. Effective use of vertical space and specialized storage systems can accommodate a wide range of items, freeing up valuable space inside the home.
- C. **Reduced Need for Additional Furniture or Storage Solutions:** Implementing comprehensive garage storage solutions can eliminate the necessity for purchasing additional storage furniture or systems for the home, saving money and reducing clutter in living areas.
- D. **Protection of Valuables:** Proper storage solutions can help protect tools, sporting goods, and other valuable items from damage due to improper storage, potentially saving money on replacements and repairs.

## Environmental Benefits

- A. **Promotion of Reuse and Reduction of Waste:** By providing a place for everything, garage storage solutions encourage homeowners to keep and reuse items rather than discarding them. This can significantly reduce waste and promote a more sustainable approach to household management.
- B. **Decreased Consumption of New Goods:** With everything organized and easily accessible, homeowners may find less need to purchase duplicates of items they already own but cannot find. This decreased consumption contributes to the conservation of resources and reduction of environmental impact associated with the production and transportation of goods.
- C. **Support for Recycling and Proper Disposal:** Many garage storage solutions include dedicated areas for sorting and storing recyclable materials, making it easier for homeowners to participate in recycling programs. This supports environmental sustainability efforts and encourages responsible waste management.
- D. **Energy Conservation:** An organized garage can improve the efficiency of home maintenance and DIY projects by reducing the time and energy spent searching for tools and materials. This efficiency can indirectly contribute to energy conservation and lower carbon emissions from household activities.

Garage storage solutions not only enhance the functionality and appeal of a home but also support environmental sustainability by encouraging the efficient use of space, promoting the reuse of items, and facilitating recycling. By transforming the garage into a well-organized and accessible space, homeowners can enjoy both financial savings and contribute to a more organized, waste-conscious lifestyle.

## Bathroom Remodel

### Financial Benefits

**Increased Home Value:** Bathroom remodels are among the home improvement projects with the highest return on investment (ROI). A modern, well-designed bathroom appeals to potential buyers and can significantly increase a property's market value.



**Energy and Water Cost Savings:** Upgrading to energy-efficient lighting and water-efficient fixtures, such as low-flow toilets, showerheads, and faucets, can lead to substantial savings on water and electricity bills. These savings contribute to the overall cost-effectiveness of the remodel over time.

**Enhanced Appeal to Potential Buyers:** A remodeled bathroom with updated fixtures, attractive design, and functional layout can make a property stand out to potential buyers, potentially leading to a faster sale. Bathrooms are key selling points, and their condition can greatly influence buyers' decisions.

**Reduced Maintenance and Repair Costs:** New fixtures and materials can reduce the need for frequent repairs and maintenance. High-quality materials and modern fixtures are designed to last longer and are often accompanied by warranties, providing peace of mind and savings on future repair costs.

#### **Environmental Benefits**

**Water Conservation:** Installing water-efficient fixtures reduces the overall water consumption of a household. This conservation is crucial for environmental sustainability, particularly in regions facing water scarcity. It also lowers the strain on municipal water treatment and supply systems.

**Energy Efficiency:** Energy-efficient lighting and ventilation fans use less electricity, reducing the household's carbon footprint. When combined with water-saving fixtures that lower hot water demand, the energy used for heating water is also reduced, contributing to lower greenhouse gas emissions.

**Sustainable Material Use:** Choosing sustainable and eco-friendly materials for flooring, countertops, and cabinets can minimize the environmental impact of a bathroom remodel. Recycled, reclaimed, or sustainably sourced materials reduce the demand for virgin resources and often have a lower manufacturing impact.

**Improved Indoor Air Quality:** Selecting low-VOC (volatile organic compounds) paints, sealants, and other materials can improve indoor air quality by reducing the release of harmful chemicals. This is particularly important in bathrooms, where moisture can exacerbate the effects of VOCs.

A bathroom remodel offers a unique opportunity to enhance a home's value and functionality while supporting environmental sustainability. By prioritizing energy efficiency, water conservation, and the use of sustainable materials, homeowners can enjoy the financial benefits of their investment and contribute to a healthier planet.

#### **Kitchen Remodel**

**Financial Benefits:** Increases home value; modern, efficient kitchens are highly attractive to buyers. Offers high ROI on sale.

**Environmental Benefits:** Energy-efficient appliances and sustainable materials reduce energy and resource use.

## **Open Floor Plan Conversion**

### Financial Benefits

**Increased Property Value:** Homes with open floor plans are highly sought after in the current real estate market. The enhanced sense of space and modern aesthetic can significantly increase a property's appeal to potential buyers, potentially leading to a higher resale value.

**Cost-Effective Update:** Compared to other major home renovations, an open floor plan conversion can be a relatively cost-effective way to modernize and enhance the functionality of a home. By removing walls and creating a multipurpose space, homeowners can achieve a significant transformation without the need for extensive construction or new additions.

**Appeal to a Broader Market:** The versatility and spacious feel of an open floor plan appeal to a wide range of buyers, from families who value the ability to monitor children in the living area while cooking to entertainers who appreciate the seamless flow between kitchen and living spaces. This broad appeal can make a home more marketable and reduce the time it spends on the market.

**Reduced Furniture and Decoration Costs:** With an open floor plan, there is often less need for duplicate furniture items, such as multiple dining sets or entertainment centers, as the space is shared. This can lead to savings on furnishing and decorating the home.

#### **Environmental Benefits**

**Improved Natural Light:** By removing walls, an open floor plan allows natural light to penetrate deeper into the home, reducing the need for artificial lighting during the day. This not only saves energy but also enhances the mood and aesthetic appeal of the interior.

**Enhanced Airflow and Temperature Control:** The increased airflow in an open space can improve indoor air quality and make temperature control more efficient. In some cases, this can reduce the reliance on heating, ventilation, and air conditioning (HVAC) systems, leading to energy savings and a reduced carbon footprint.

**Energy-Efficient Heating and Cooling:** With fewer interior walls to obstruct air circulation, heating and cooling systems can operate more efficiently in an open floor plan. This can lead to lower energy consumption and cost savings over time, especially if the home's HVAC system is properly sized and zoned for the new layout.

**Encourages Sustainable Living:** The flexibility of an open floor plan can encourage more sustainable living practices, such as shared lighting and electronics, reducing overall energy consumption. Additionally, the renovation process offers an opportunity to use sustainable materials and implement green building practices.

Converting to an open floor plan represents a strategic investment in the functionality, appeal, and sustainability of a home. By enhancing the sense of space, improving natural light and airflow, and making the interior more attractive to potential buyers, homeowners can enjoy both financial benefits and contribute to environmental conservation.

## **Adding a Deck or Patio**

Expanding on the concept of adding a deck or patio, this home improvement project involves creating an outdoor living area that extends the functional space of a home. Whether for dining, entertaining, or relaxing, a well-designed deck or patio can significantly enhance the enjoyment and utility of outdoor spaces. This

addition not only improves the aesthetic and functional appeal of a property but also offers financial and environmental benefits, especially when approached with sustainability in mind.

### Financial Benefits

**Increased Home Value:** Adding a deck or patio is often viewed as an investment that can increase the overall value of a property. Outdoor living spaces are highly desirable features for potential buyers, potentially leading to a higher resale value.

**Cost-Effective Expansion:** Compared to constructing an additional room, building a deck or patio is a relatively cost-effective way to increase a home's living space. This outdoor expansion offers a high return on investment by enhancing the property's appeal without the excessive costs associated with indoor renovations.

**Enhanced Appeal to Buyers:** Homes with attractive outdoor living areas, such as decks or patios, stand out in the real estate market. These features can make a property more appealing to buyers looking for versatile homes that offer both indoor comfort and outdoor enjoyment.

**Potential for Increased Rental Income:** For rental properties, adding a deck or patio can justify higher rental rates. Tenants often value outdoor spaces for personal use and entertainment, making properties with these features more competitive.

### Environmental Benefits

**Sustainable Material Use:** Choosing sustainable, locally sourced, or recycled materials for the construction of a deck or patio minimizes the environmental impact. Options like reclaimed wood, recycled plastic lumber, or sustainably harvested timber support conservation efforts and reduce the demand for virgin resources.

**Reduced Carbon Footprint:** By sourcing materials locally, the carbon emissions associated with transporting goods can be significantly reduced. This contributes to a lower carbon footprint for the construction project.

**Promotion of Outdoor Living:** Decks and patios encourage more time spent outdoors, potentially reducing the reliance on indoor heating and cooling systems. Natural ventilation and sunlight can decrease energy consumption, contributing to a more energy-efficient lifestyle.

**Landscaping and Green Space Integration:** A thoughtfully designed deck or patio can include elements of landscaping and green space, promoting biodiversity and offering environmental benefits. Incorporating planters, green roofs on covered patios, or surrounding the area with native plants can enhance local ecosystems and support pollinators.

Adding a deck or patio to a home represents a valuable enhancement that can improve quality of life while offering financial returns. By prioritizing sustainability in the choice of materials and design, homeowners can further enhance the environmental benefits of their outdoor living space, creating a beautiful, functional, and eco-friendly addition to their property.

## **Backsplash Upgrade**

### **Financial Benefits**

**Enhanced Kitchen Aesthetics and Appeal:** A new backsplash can significantly improve the overall look and feel of a kitchen, making it more attractive to both the homeowner and potential buyers. This aesthetic enhancement can contribute to a more enjoyable living environment and a higher perceived value of the home.

**Increased Home Value:** Kitchens are key selling points in homes, and a stylish, modern backsplash can increase a property's marketability and value. Even a relatively small investment in a backsplash upgrade can yield a substantial return in terms of property appeal and potential resale value.

**Cost-Effective Renovation Option:** Compared to more extensive kitchen remodels, a backsplash upgrade is a relatively low-cost way to refresh the space. It offers homeowners an affordable means of updating their kitchen without the need for a full renovation, providing a quick and noticeable impact on the room's aesthetics.

**Protection Against Wear and Damage:** Beyond its decorative function, a backsplash protects the wall behind a sink or stove from moisture, stains, and heat, potentially saving on cleaning, maintenance, and repair costs over time. Durable materials can ensure the backsplash remains an attractive and protective element for years.

## **Environmental Benefits**

**Use of Eco-Friendly Materials:** Selecting materials like recycled glass, ceramic, or sustainable tiles for a backsplash not only adds beauty to the kitchen but also minimizes environmental impact. These materials can offer sustainable elegance, reducing the need for added resources and supporting recycling efforts.

**Durability and Longevity:** Eco-friendly backsplash materials are often exceptionally durable, reducing the need for frequent replacements and thereby limiting waste. By choosing long-lasting materials, homeowners can ensure their backsplash remains functional and stylish while minimizing its environmental footprint.

**Energy Efficiency:** Some backsplash materials, especially those with reflective surfaces, can improve kitchen lighting efficiency by reflecting light. This can slightly reduce the need for artificial lighting, contributing to lower energy consumption in the home.

**Support for Sustainable Manufacturing:** Opting for backsplash materials from manufacturers who prioritize sustainability and eco-friendly practices can further reduce the renovation's environmental impact. This support encourages more responsible production processes and contributes to broader environmental conservation efforts.

A backsplash upgrade offers an excellent opportunity to combine aesthetic enhancement with practical kitchen improvements, providing significant financial and environmental benefits. By carefully selecting sustainable materials and thoughtful designs, homeowners can create a visually appealing, functional, and eco-friendly kitchen feature.

## **Outdoor Lighting**

### **Financial Benefits**

**Enhanced Curb Appeal and Property Value:** Well-designed outdoor lighting can dramatically improve a property's curb appeal, highlighting landscaping and architectural features and creating an inviting atmosphere. This enhancement can increase the property's overall market value, making it more attractive to potential buyers.

**Increased Security:** Outdoor lighting deters potential intruders by eliminating dark areas where they could hide, thereby improving the safety and security of the property. This increased security can also potentially lower insurance premiums, as well-lit properties are less likely to be targeted by burglars.

**Extended Usable Outdoor Space:** By illuminating outdoor living areas, homeowners can extend the usability of patios, decks, and gardens into the evening hours. This extension of living space can improve the overall utility and enjoyment of the property, adding value to the homeowner's lifestyle.

**Energy Savings with Solar-Powered Lighting:** Solar-powered outdoor lighting uses renewable energy from the sun, reducing reliance on electricity and lowering energy bills. The initial cost of solar lights is often offset by the savings on electricity over time.

#### Environmental Benefits

**Reduction in Electricity Use:** Solar-powered outdoor lighting is an excellent example of leveraging renewable energy sources, significantly reducing the consumption of electricity generated from fossil fuels. This reduction contributes to lower carbon emissions and a decreased environmental footprint.

**Minimizing Light Pollution:** Thoughtfully designed outdoor lighting, especially fixtures that direct light downward, can minimize light pollution. This not only protects the night sky visibility but also reduces the impact of artificial lighting on wildlife, especially nocturnal animals.

**Sustainable Material Use:** Many modern outdoor lighting options are made with sustainable materials and designed for durability. Choosing eco-friendly lighting fixtures supports sustainability practices in manufacturing and reduces waste.

**Promoting Renewable Energy Adoption:** The use of solar-powered outdoor lighting demonstrates the viability and benefits of renewable energy solutions. This can encourage wider adoption of solar and other renewable energy sources, contributing to a broader shift towards sustainable energy use.

Outdoor lighting, particularly when implemented with solar-powered and energy-efficient options, represents a blend of aesthetic enhancement, security improvement, and environmental responsibility. It offers a practical and effective way to increase property value and curb appeal while supporting sustainability goals and reducing energy consumption.

## Fence Installation or Repair

### Financial Benefits

- A. **Increased Property Value:** A well-designed and professionally installed fence can significantly enhance a property's curb appeal, making it more attractive to potential buyers. This aesthetic improvement, combined with the added security and privacy, can increase the overall value of the property.
- B. **Improved Security:** Fences act as a deterrent to trespassers and burglars, adding a layer of security to the property. This enhanced security can not only give homeowners peace of mind but may also lead to lower insurance premiums due to the reduced risk of property damage and theft.
- C. **Enhanced Privacy:** Privacy fences create a secluded space for homeowners, increasing the usability and enjoyment of outdoor areas. This added privacy can make a property more appealing to buyers looking for a peaceful and private outdoor sanctuary.
- D. **Cost Savings from Sustainable Materials:** Choosing sustainable materials for fence construction or repair can be cost-effective overall. Materials like bamboo, recycled plastic, or sustainably sourced wood may require less maintenance and replacement over time compared to traditional materials, leading to savings on upkeep costs.

## Environmental Benefits

- A. **Use of Sustainable Materials:** Opting for eco-friendly materials like bamboo, recycled plastic, or sustainably harvested wood for fencing minimizes the environmental impact of the project. These materials often require less energy to produce and process than conventional fencing materials and support conservation efforts.
- B. **Reduction in Resource Consumption:** Sustainable fencing materials can contribute to the reduction of demand for virgin resources, such as timber from old-growth forests. By choosing materials that are renewable or made from recycled content, homeowners can help conserve natural habitats and biodiversity.
- C. **Longevity and Durability:** Many sustainable fencing options are designed to be durable and resistant to weathering, pests, and decay. This longevity reduces the need for frequent replacements, lowering the overall environmental footprint associated with manufacturing and disposing of fencing materials.
- D. **Encouragement of Biodiversity:** Fences made from natural materials can integrate well with the surrounding landscape, offering opportunities to support local flora and fauna. For example, fences that allow for the growth of climbing plants or incorporate spaces for small wildlife to pass through can contribute to a healthier ecosystem.

Fence installation or repair, when approached with consideration for aesthetics, functionality, and sustainability, offers a way to enhance property value and security while minimizing environmental impact. By selecting appropriate materials and designs, homeowners can achieve a balance between creating a beautiful, private, and secure outdoor space and supporting environmental sustainability.

## Drought-Tolerant Garden

## Financial Benefits

- A. **Lower Water Bills:** The most immediate financial benefit of a drought-tolerant garden is the significant reduction in water usage. These gardens are designed to thrive on natural rainfall, drastically reducing the need for supplemental irrigation. This leads to considerable savings on water bills, especially in arid regions or areas with high water costs.
- B. **Reduced Maintenance Costs:** Drought-tolerant plants typically require less care than their water-dependent counterparts. They often need less frequent pruning, fertilizing, and pest control, reducing the costs associated with garden maintenance. This can also decrease the need for professional landscaping services.
- C. **Increased Property Value:** A well-designed drought-tolerant garden can enhance the aesthetic appeal of a property, contributing to increased curb appeal and potentially raising the home's market value. These gardens can be particularly attractive in regions where water conservation is a priority, appealing to environmentally conscious buyers.
- D. **Long-Term Savings:** Investing in a drought-tolerant landscape can provide long-term financial benefits. The savings on water and maintenance costs accumulate over time, offsetting the initial investment in the garden. Additionally, the durability and minimal maintenance requirements of drought-tolerant plants can prevent the need for frequent replacements.

## Environmental Benefits

- A. **Water Conservation:** Drought-tolerant gardens play a crucial role in conserving water, an increasingly scarce resource in many parts of the world. By minimizing the need for irrigation, these gardens help preserve water supplies for essential uses and support efforts to manage water sustainably.
- B. **Support for Local Ecosystems:** Utilizing native and drought-tolerant plants promotes biodiversity and provides habitats for local wildlife, including pollinators like bees and butterflies. These gardens can serve as vital green spaces that support ecological balance and resilience.
- C. **Reduction in Chemical Use:** Many drought-tolerant plants are naturally resistant to pests and diseases, reducing the need for chemical pesticides and fertilizers. This minimizes the garden's environmental footprint by preventing chemical runoff that can harm local waterways and wildlife.
- D. **Mitigation of Soil Erosion:** The deep root systems of many drought-tolerant plants help stabilize the soil, reducing erosion and improving soil health. This can be particularly beneficial in dry, arid areas where soil erosion is a concern.

Creating a drought-tolerant garden represents a sustainable approach to landscaping that aligns with environmental conservation goals. By choosing plants adapted to low-water conditions, homeowners can enjoy a beautiful garden that saves water, reduces maintenance costs, and offers a habitat for local wildlife, all while contributing to a healthier planet.

## Smart Sprinkler System



## Financial Benefits

**Reduced Water Bills:** Smart sprinkler systems optimize water use, ensuring that plants receive the exact amount of water they need. This optimization can lead to substantial savings on water bills, as it eliminates the inefficiencies and overuse common with traditional sprinkler systems.

**Long-term Savings on Landscape Maintenance:** By maintaining optimal soil moisture levels, smart sprinkler systems help promote healthier plant growth and reduce the likelihood of plant diseases and pests that thrive in overly wet conditions. Healthier plants require less maintenance and fewer replacements, leading to additional savings.

**Increased Property Value:** Homes equipped with smart irrigation systems can be more attractive to environmentally conscious buyers or those looking to reduce their water usage. This added feature can increase the overall appeal and value of a property in the real estate market.

**Eligibility for Rebates and Incentives:** Some water utilities and local governments offer rebates or incentives for homeowners who install water-efficient irrigation technologies, including smart sprinkler systems. These programs can help offset the initial cost of installation, making it a more financially viable option.

## Environmental Benefits

**Reduction in Water Waste:** Smart sprinkler systems significantly reduce water waste by tailoring watering schedules to the actual needs of the landscape, considering factors like recent rainfall and specific plant water requirements. This efficient use of water is crucial for conserving water resources, especially in areas facing water scarcity.

**Promotion of Healthier Ecosystems:** By preventing overwatering, smart sprinkler systems help maintain the natural balance of local ecosystems, reducing runoff that can carry pollutants into nearby waterways. Healthier soil conditions support the growth of native plants and provide habitats for local wildlife.

**Contribution to Water Conservation Efforts:** The widespread adoption of smart sprinkler systems can contribute significantly to community-wide water conservation efforts. By collectively reducing the demand on municipal water supplies, these systems help ensure the sustainability of water resources.

**Encourages Sustainable Gardening Practices:** The use of smart irrigation technology encourages homeowners to adopt more sustainable gardening practices overall. It can lead to increased awareness of the environmental impact of landscaping choices and promote further actions to reduce water and chemical use in gardens and lawns.

Smart sprinkler systems represent a convergence of technology and environmental stewardship, offering a practical solution for reducing water use and promoting healthier, more sustainable landscapes. By optimizing irrigation practices, these systems provide financial savings to homeowners while supporting the conservation of precious water resources.

## Smart Locks

## Financial Benefits

- A. **Increased Home Security and Appeal:** Smart locks enhance home security by allowing homeowners to monitor and control who enters their home and when, reducing the risk of unauthorized access. This increased security can make the property more appealing to potential buyers, especially those who value tech-savvy home features, potentially increasing the home's market value.
- B. **Savings on Key Duplication and Lock Changes:** The keyless nature of smart locks eliminates the need for physical key duplication, which can be costly, especially in scenarios requiring frequent changes, such as rental properties. Additionally, changing access codes or permissions is simpler and cheaper than changing physical locks.
- C. **Enhanced Convenience May Attract Buyers:** The convenience of managing access remotely can be a significant selling point for potential buyers, particularly in the growing market for smart homes. Properties equipped with smart technology, including smart locks, can stand out, potentially leading to quicker sales at higher prices.
- D. **Potential Insurance Discounts:** Some insurance companies offer discounts on home insurance premiums for properties equipped with advanced security features, including smart locks. This financial incentive can contribute to the overall savings and investment value of installing smart locks.

## Environmental Benefits

- A. **Reduction in Metal Key Production:** Smart locks significantly reduce the reliance on traditional metal keys, which require mining, metalworking, and transportation to produce. By decreasing the demand for physical keys, smart locks contribute to lessening the environmental impact associated with key production and disposal.
- B. **Decreased Waste from Lock Replacements:** Traditional lock changes, often necessary due to lost keys or security concerns, result in metal waste and contribute to environmental pollution. Smart locks, with their reprogrammable nature, mitigate the need for frequent physical lock replacements, reducing waste.
- C. **Energy Efficiency:** Many smart locks are designed with energy efficiency in mind, using low-power wireless technologies and long-lasting batteries to minimize their environmental footprint. Some models are also compatible with rechargeable batteries, further reducing waste.
- D. **Promotion of Sustainable Home Technologies:** The adoption of smart locks is part of a broader trend towards smart home technologies that offer environmental benefits, such as energy management systems and intelligent lighting. By integrating smart locks into a holistic smart home system, homeowners can contribute to a more sustainable and efficient living environment.

Smart locks represent a fusion of technology, security, and sustainability, offering a forward-thinking approach to home security that aligns with modern environmental and financial considerations. By enhancing property value and appeal while reducing waste and supporting energy efficiency, smart locks are a key component of the contemporary, eco-conscious home.

## Noise-Reducing Insulation

## Financial Benefits

- A. **Enhanced Property Appeal and Value: Homes** equipped with noise-reducing insulation are often more attractive to potential buyers and renters, who may be seeking a peaceful living environment, especially in noisy urban or suburban areas. This added feature can increase the property's market value and desirability, potentially leading to a higher resale price or rental income.
- B. **Increased Occupant Comfort and Satisfaction:** A quieter interior space can significantly improve the quality of life for occupants, making the home more comfortable and enjoyable. This increased satisfaction can translate into financial benefits for rental property owners through higher occupancy rates and the ability to command premium rental prices.
- C. **Savings on Heating and Cooling Costs:** Noise-reducing insulation materials often provide superior thermal insulation compared to standard insulation, helping maintain consistent indoor temperatures. This can lead to lower energy costs for heating and cooling, offering savings to homeowners over time.
- D. **Reduced Need for Supplementary Soundproofing:** By incorporating noise-reducing insulation during construction or renovation, homeowners can avoid or minimize the need for additional soundproofing measures later on. This preemptive approach can save on future renovation costs and disruptions.

## Environmental Benefits

- A. **Improved Energy Efficiency:** Noise-reducing insulation contributes to a home's overall energy efficiency by minimizing the loss of heated or cooled air. This efficiency reduces the demand on HVAC systems, lowering energy consumption and contributing to a smaller carbon footprint.
- B. **Reduction in Greenhouse Gas Emissions:** By decreasing the need for heating in the winter and cooling in the summer, noise-reducing insulation helps reduce the emissions associated with energy production, particularly in regions where electricity is generated from fossil fuels.
- C. **Contribution to Sustainable Building Practices:** The use of certain noise-reducing insulation materials, especially those made from recycled or sustainable sources, aligns with environmentally responsible building practices. Choosing eco-friendly insulation materials further minimizes the environmental impact of a construction or renovation project.
- D. **Enhanced Indoor Environmental Quality:** In addition to its sound-dampening properties, high-quality insulation can improve indoor air quality by reducing drafts and the infiltration of outdoor pollutants. This creates a healthier living environment, contributing to the well-being of occupants.

Noise-reducing insulation represents a strategic investment in both the comfort and efficiency of a home. By offering a quieter living space and improving thermal performance, this type of insulation delivers financial advantages in terms of increased property value and energy savings, while also supporting environmental sustainability through reduced energy consumption and emissions.

## Heated Bathroom Floors

## Financial Benefits

- A. **Increased Property Attractiveness and Value:** Homes with heated bathroom floors often stand out in the real estate market. This luxury feature can significantly increase the attractiveness of a property to potential buyers, who may be willing to pay a premium for the added comfort and sophistication it provides, potentially increasing the home's overall value.
- B. **Reduced Energy Costs in the Bathroom:** Radiant floor heating is more efficient than conventional heating systems because it reduces the loss of heat and distributes warmth more evenly throughout the space. Overall, this efficiency can lead to lower energy costs for heating the bathroom, especially during colder months.
- C. **Longevity and Low Maintenance:** Heated bathroom floors are known for their durability and require minimal maintenance once installed. This can lead to long-term savings, as there is less need for repairs or replacements compared to traditional heating systems.
- D. **Enhanced Comfort Leading to Higher Satisfaction:** The added comfort of a warm bathroom floor can significantly improve the living experience, potentially making a property more appealing for rental markets or increasing overall satisfaction for the homeowner, which is an intangible yet valuable financial benefit.

## Environmental Benefits

- A. **Reduced Energy Consumption:** Radiant heating systems, including heated bathroom floors, typically use less energy than forced-air systems to achieve the same level of warmth. This efficient use of energy contributes to lower overall consumption, which is beneficial for the environment.
- B. **Lower Greenhouse Gas Emissions:** By consuming less energy, heated bathroom floors can also help reduce the greenhouse gas emissions associated with electricity production and heating, contributing to efforts to combat climate change.
- C. **Compatibility with Sustainable Energy Sources:** Radiant floor heating systems can be powered by various energy sources, including electricity, solar, and geothermal energy. When paired with renewable energy sources, heated bathroom floors can further reduce the environmental impact of heating a home.
- D. **Promotes a Healthier Indoor Environment:** Unlike forced-air systems that can circulate dust and allergens throughout a home, radiant heating provides warmth without affecting the air quality. This can lead to a healthier indoor environment, reducing the potential for respiratory issues and allergies.

Heated bathroom floors represent an investment in both luxury and efficiency, offering homeowners the dual benefits of enhanced property value and reduced environmental impact. By providing a comfortable, energy-efficient heating solution, this feature adds appeal to a home while supporting more sustainable living practices.

## Outdoor Fire Pit or Fireplace

## Financial Benefits

- A. **Enhanced Outdoor Living Space:** An outdoor fire pit or fireplace extends the livability of outdoor spaces into cooler evenings and seasons, adding functional square footage to the home's living area. This expanded usability can make the property more attractive to potential buyers, highlighting the home's entertainment potential.
- B. **Increased Property Value:** Properties featuring well-designed outdoor living areas, including fire pits or fireplaces, often command higher market values. These features are increasingly sought after by homebuyers, making them a wise investment for homeowners looking to increase their property's appeal and resale value.
- C. **Cost-Effective Entertainment Area:** Compared to other home additions or outdoor features, installing an outdoor fire pit or fireplace can be a relatively cost-effective way to create a captivating entertainment area. This space can host gatherings, family dinners, and quiet nights outdoors, adding to the home's overall **enjoyment without the need for expensive outings.**
- D. **Potential for Rental Market Appeal:** For rental properties, an outdoor fire pit or fireplace can enhance the rental appeal, allowing landlords to set higher rental rates. This feature can distinguish a rental property in competitive markets, attracting tenants looking for a premium outdoor living experience.

## Environmental Benefits

- A. **Reduced Particulate Emissions with Gas or Ethanol:** Choosing gas or ethanol for an outdoor fire pit or fireplace significantly reduces particulate emissions compared to wood-burning options. These cleaner-burning fuels minimize the release of smoke and pollutants into the air, contributing to better air quality and reduced environmental impact.
- B. **Conservation of Wood Resources:** By opting for gas or ethanol instead of wood, homeowners can help conserve forests and reduce the demand for firewood. This choice supports sustainability by preserving natural resources and reducing the ecological footprint associated with logging and wood transportation.
- C. **Lower Carbon Footprint:** Gas and ethanol fire pits and fireplaces often have a lower carbon footprint than traditional wood fires. While the specific environmental impact depends on the source of the gas or ethanol, these options generally result in fewer greenhouse gas emissions than burning wood.
- D. **Encourages Outdoor Living:** By making outdoor spaces more inviting and usable year-round, these features encourage spending time outdoors. This can lead to a reduction in indoor energy consumption, as less electricity is used for lighting, entertainment, and climate control when activities are moved outside.

Adding an outdoor fire pit or fireplace is a strategic investment that enhances outdoor living spaces while offering the potential for financial return and environmental consideration. By selecting cleaner fuel options like gas or ethanol, homeowners can enjoy the warmth and ambiance of a fire with fewer environmental drawbacks, making it a responsible choice for those looking to combine comfort with sustainability.

## Swimming Pool Solar Heating

## Financial Benefits

**Significant Reduction in Heating Costs:** Solar pool heating systems use the sun's energy to warm pool water, drastically reducing the need for electric or gas heating. This can lead to substantial savings on utility bills, as solar energy is free once the system is installed. The initial investment in a solar heating system is often recouped over a few years through these savings.

**Extended Swimming Season:** By increasing the water temperature, solar heating extends the pool's usability into cooler months. This enhancement allows pool owners to get more enjoyment from their investment and can be particularly beneficial for commercial pools looking to attract guests year-round.

**Increased Property Value:** Properties with energy-efficient upgrades, including solar pool heating, tend to be more attractive to potential buyers. This can increase the home's resale value, making solar pool heating a smart investment for homeowners considering future property sales.

**Low Maintenance Costs:** Solar pool heating systems are known for their durability and require less maintenance than traditional pool heaters. This reliability translates to lower ongoing costs and less hassle for the pool owner.

## Environmental Benefits

**Utilization of Renewable Energy:** Solar pool heating harnesses solar energy, a clean and inexhaustible power source. This reduces dependence on fossil fuels, which are limited and contribute to environmental pollution and climate change.

**Reduction in Carbon Emissions:** By using solar energy instead of fossil fuels to heat the pool, solar heating systems significantly reduce greenhouse gas emissions. This contributes to global efforts to mitigate climate change and promotes a healthier environment.

**Promotion of Sustainable Energy Solutions:** Implementing a solar pool heating system demonstrates a commitment to renewable energy technologies. This can inspire others to consider solar solutions, contributing to a broader adoption of sustainable practices.

**Energy Efficiency:** Solar pool heating is an efficient use of solar energy, converting it directly into heat without the need for energy-intensive processes. This efficiency further reduces the environmental impact of maintaining a warm and inviting pool.

Swimming pool solar heating offers a compelling combination of cost savings and environmental sustainability. By leveraging the power of the sun, pool owners can enjoy a warmer pool for more months of the year, reduce their energy costs, and contribute to a more sustainable and eco-friendly future.

## Vegetable and Herb Garden

## Financial Benefits

**Reduction in Grocery Bills:** Growing your own vegetables and herbs can substantially reduce the amount of money spent on fresh produce at the grocery store. Over time, the savings can be significant, especially for organic produce, which tends to be more expensive.

**Increased Property Value:** A well-maintained vegetable and herb garden can enhance the overall appeal of a property. For potential buyers who value sustainability and self-sufficiency, such a garden feature can increase the attractiveness of the home, potentially raising its market value.

**Savings from Reduced Food Waste:** Gardening allows homeowners to harvest only what they need, reducing food waste. This is more cost-effective than purchasing pre-packaged produce that may not be fully utilized before spoiling.

**Potential Income:** For those with sufficient space and yield, selling excess produce at local farmers' markets or to neighbors can provide an additional source of income, turning a hobby into a financially beneficial endeavor.

## Environmental Benefits

**Lower Carbon Footprint:** By growing food at home, the carbon emissions associated with transporting produce from farms to stores to homes are significantly reduced. This local approach to food production minimizes the environmental impact of one's dietary choices.

**Promotion of Biodiversity:** A diverse vegetable and herb garden can support a wide range of pollinators and beneficial insects, enhancing local biodiversity. Native plants and organic gardening practices further support this benefit.

**Reduced Use of Chemicals:** Home gardeners have control over how their food is grown, allowing for organic practices that avoid synthetic pesticides and fertilizers. This reduces the amount of chemical runoff and pollution, contributing to healthier soil and groundwater.

**Encouragement of Sustainable Living:** Starting a vegetable and herb garden can inspire individuals and communities to adopt more sustainable practices in other areas of life, from reducing waste to conserving water. It fosters a deeper connection to the environment and an appreciation for the resources required to produce food.

Creating a vegetable and herb garden is a practical step toward self-sufficiency, offering financial savings and environmental benefits. It provides a tangible way to engage with nature, reduce one's ecological footprint, and enjoy the freshness and flavor of home-grown produce.

## Tree Planting for Shade

## Financial Benefits

- A. **Reduced Cooling Costs:** By providing natural shade, strategically placed trees can significantly reduce the temperature around a home, especially during the sizzling summer months. This natural cooling effect can lessen the reliance on air conditioning, leading to considerable savings on electricity bills.
- B. **Increased Property Value:** Properties with mature shade trees are often more desirable and can command a higher market value. Trees contribute to the overall curb appeal of a property, making it more attractive to potential buyers and increasing the investment value of the home.
- C. **Protection Against Weather Elements:** Shade trees can also protect the home from harsh weather conditions, such as high winds and heavy rain. This can lead to savings on maintenance and repairs over time, as the home and its surrounding landscape are better shielded from the elements.
- D. **Long-term Savings:** While the financial benefits of tree planting for shade may take some time to realize, as trees grow and mature, they offer long-term savings and value enhancement for the property. The initial investment in tree planting can yield returns for decades to come.

## Environmental Benefits

- A. **Carbon Dioxide Absorption:** Trees play a critical role in absorbing carbon dioxide (CO<sub>2</sub>), a major greenhouse gas, from the atmosphere. Through the process of photosynthesis, trees convert CO<sub>2</sub> into oxygen, contributing to cleaner air and mitigating the effects of climate change.
- B. **Improved Air Quality:** Beyond CO<sub>2</sub> absorption, trees can filter out pollutants from the air, such as ozone, nitrogen oxides, and particulate matter. This filtration contributes to improved overall air quality, benefiting both human health and the environment.
- C. **Habitat for Wildlife:** Shade trees provide essential habitats for a variety of wildlife, including birds, insects, and small mammals. By planting trees, homeowners can contribute to biodiversity and support local ecosystems.
- D. **Soil Erosion Prevention:** The root systems of trees help stabilize the soil, reducing erosion and runoff during heavy rains. This not only protects the landscape but also helps maintain water quality by preventing sediment and pollutants from entering waterways.

Planting trees for shade represents a sustainable and effective way to enhance a property's comfort, beauty, and environmental health. By offering natural cooling, increasing property value, improving air quality, and supporting wildlife, shade trees are a beneficial addition to any landscape, contributing to a healthier planet and more enjoyable living spaces.



## Financial Benefits

- A. **Increased Property Appeal and Value:** An upgraded home office space can make a property more attractive to a significant segment of today's workforce that values the ability to work from home. This added feature can increase the home's overall market value and appeal to potential buyers looking for a ready-to-use office space.
- B. **Cost Savings for Home-Based Workers:** For homeowners who work remotely, an efficient home office can lead to savings on commuting costs, workspace rental, and other expenses associated with working outside the home. These savings can be considerable over time, enhancing the financial benefits of the upgrade.
- C. **Tax Advantages:** Depending on local regulations, homeowners may be eligible for tax deductions for home office spaces, especially if they are self-employed and use the space exclusively for work. This can further offset the cost of upgrading the office area.
- D. **Attractiveness to Renters:** For rental properties, offering a well-equipped home office space can attract a wider range of tenants, including professionals looking for a work-from-home environment. This can potentially allow landlords to command higher rental rates.

## Environmental Benefits

- A. **Energy Efficiency Improvements:** Upgrading a home office with energy efficiency in mind—such as by incorporating natural lighting, efficient LED lighting, and proper insulation—can reduce the need for artificial lighting and temperature control. This not only lowers energy consumption but also contributes to a more sustainable home environment.
- B. **Reduction in Commuting Emissions:** By facilitating remote work, a home office can reduce the need for daily commuting, leading to a decrease in greenhouse gas emissions associated with transportation. This contributes to a reduction in the overall carbon footprint of the household.
- C. **Sustainable Material Use:** When upgrading the office space, choosing sustainable, eco-friendly materials for furniture and renovations can minimize the environmental impact. Options like recycled, reclaimed, or sustainably sourced materials support environmental conservation efforts.
- D. **Promotion of a Green Workspace:** A home office can be designed with green practices in mind, such as incorporating indoor plants for improved air quality and using eco-friendly office supplies. This promotes a more sustainable lifestyle and work environment.

An upgraded home office space not only meets the demands of the modern workforce for flexible work environments but also offers a strategic advantage in the real estate market, potentially increasing property value. By focusing on energy efficiency and sustainability, such upgrades can also contribute positively to environmental conservation, making them a beneficial investment for homeowners and the planet alike.

## Financial Benefits

**Increased Home Value:** By adding usable living space, loft conversions can significantly increase a property's market value. This added value often exceeds the cost of the conversion, making it a financially rewarding investment for homeowners.

**Enhanced Market Appeal:** Homes with additional functional spaces like those provided by loft conversions are more appealing to potential buyers or renters. This can make the property more competitive in the real estate market, potentially leading to quicker sales or rentals at higher prices.

**Cost-Effective Alternative to Moving:** For homeowners needing more space, a loft conversion offers a cost-effective alternative to moving to a larger home. The costs associated with moving, such as real estate commissions, moving expenses, and stamp duty, can be avoided while still gaining the needed space.

**Potential for Additional Income:** A loft conversion can create an opportunity for rental income if transformed into a separate living space. This can be particularly advantageous in areas with high demand for rental properties, providing homeowners with a steady source of income.

## Environmental Benefits

**Efficient Use of Existing Space:** Converting a loft into a living space maximizes the use of the home's existing footprint, reducing the need for new construction and minimizing land use. This efficient use of space is a fundamental principle of sustainable development.

**Minimized Resource Use:** By utilizing the existing structure, loft conversions require fewer construction materials compared to building extensions or new properties. This reduces the demand for resources and the environmental impact associated with material extraction, production, and transportation.

**Reduced Energy Consumption for Heating and Cooling:** Properly insulated and designed loft conversions can improve the overall energy efficiency of a home. By adding insulation during the conversion, heat loss in winter and heat gain in summer can be minimized, reducing the energy required for heating and cooling.

**Promotion of Sustainable Living:** Loft conversions encourage homeowners to think creatively about using their existing space, promoting a more sustainable approach to living and reducing the overall environmental footprint of their housing needs.

A loft conversion represents a strategic approach to home improvement, offering a way to enhance living space and property value while adhering to principles of sustainability. By making efficient use of existing structures and minimizing the environmental impact of expansion, loft conversions align with both financial goals and environmental stewardship.

## Underfloor Heating System

## Financial Benefits

**Improved Heating Efficiency:** Underfloor heating systems distribute heat more evenly across a room than traditional heating methods, ensuring there are no cold spots. This efficiency can lead to a reduction in the amount of energy required to maintain comfortable temperatures, potentially lowering heating costs.

**Lower Operating Costs:** Because underfloor heating can operate effectively at lower temperatures while still heating a space comfortably, it often results in lower energy consumption and, consequently, reduced energy bills compared to conventional heating systems.

**Increased Property Value:** Homes with modern and efficient heating systems, such as underfloor heating, can be more attractive to potential buyers. This appeal can translate into a higher resale value, making it a worthwhile investment for homeowners looking to enhance their property's marketability.

**Reduced Maintenance Requirements:** Underfloor heating systems generally require less maintenance than traditional heating systems, as there are fewer moving parts and less risk of issues like leaks or blockages in radiators. This can lead to long-term savings on maintenance and repair costs.

## Environmental Benefits

**Lower Energy Consumption:** By operating efficiently at lower temperatures and distributing heat more evenly, underfloor heating systems can achieve comfortable indoor temperatures with less energy. This reduced energy consumption contributes to conserving natural resources and supports efforts to reduce household carbon footprints.

**Reduction in Greenhouse Gas Emissions:** Lower energy consumption directly translates into fewer greenhouse gas emissions from home heating. By decreasing reliance on fossil fuels for heating, underfloor heating systems can play a role in mitigating climate change.

**Compatible with Renewable Energy Sources:** Underfloor heating, particularly hydronic systems, can be effectively paired with renewable energy sources, such as solar thermal panels or heat pumps. This compatibility further enhances the system's environmental benefits by utilizing sustainable energy for heating.

**Promotes Better Air Quality:** Unlike traditional radiators that can circulate dust and allergens throughout a room, underfloor heating provides warmth without disrupting indoor air. This can contribute to a healthier indoor environment, reducing the impact on respiratory health.

Underfloor heating represents a modern and efficient solution for home heating, offering significant financial savings over traditional systems and contributing to a more sustainable and environmentally friendly way of maintaining comfort in homes. By leveraging the benefits of even heat distribution and lower operating temperatures, underfloor heating systems align with both economic and ecological goals, making them an attractive option for new constructions and renovations alike.

## Home Gym or Fitness Room

Expanding on the concept of a home gym or fitness room, this dedicated space within a home is equipped for physical exercise, providing convenience and privacy for workouts. The creation of a home gym can be tailored to personal fitness goals and preferences, ranging from simple setups with basic equipment to more elaborate arrangements with a wide range of fitness machines and accessories. Incorporating a home gym not only supports health and wellness but also offers notable financial and environmental benefits.

### Financial Benefits

**Savings on Gym Memberships:** The initial investment in home gym equipment can be offset by the savings from not paying for gym memberships. Over time, as gym prices rise, the savings can become more significant, making a home gym a cost-effective option for individuals and families committed to regular exercise.

**Reduced Travel Costs:** By eliminating the need to commute to and from a fitness center, homeowners can save on transportation costs such as fuel, public transit fares, and wear and tear on vehicles. This can result in considerable savings, especially for those who live far from their preferred gym.

**Increased Home Appeal and Resale Value:** A well-equipped home gym can make a property more attractive to potential buyers, especially those who prioritize fitness. This added amenity can increase the home's overall appeal and potentially its resale value, offering a competitive edge in the real estate market.

**Convenience and Time Savings:** The convenience of having a fitness area at home can save time, removing the need to schedule workouts around gym hours or commute times. This efficiency can translate into more consistent workouts and, potentially, better fitness outcomes.

### Environmental Benefits

**Reduced Carbon Footprint:** By decreasing the reliance on commuting to a gym, homeowners can significantly reduce their carbon footprint. Less frequent use of vehicles for gym trips contributes to lower greenhouse gas emissions and decreased air pollution.

**Use of Eco-Friendly Materials and Equipment:** When setting up a home gym, there is the opportunity to choose equipment and materials that are environmentally friendly, such as recycled rubber flooring, low-VOC paints, and sustainably manufactured or second-hand exercise equipment. This conscious selection supports sustainability and reduces the environmental impact of the fitness space.

**Energy Efficiency:** Homeowners can design their fitness rooms to be energy-efficient, utilizing natural lighting, efficient LED fixtures, and well-insulated spaces to minimize energy consumption for lighting, heating, and cooling. This careful planning further enhances the environmental benefits of a home gym.

**Promotion of Sustainable Lifestyle Practices:** The commitment to working out at home can inspire broader lifestyle changes that prioritize sustainability, such as using reusable water bottles, eco-friendly workout clothes, and supporting fitness equipment brands that are committed to environmental responsibility.

A home gym or fitness room represents a strategic investment in both personal health and environmental sustainability. By providing a convenient and customizable space for exercise, homeowners can enjoy financial savings and increased property value while also contributing to a reduction in their environmental footprint.

## Energy Monitor Installation

Expanding on the concept of energy monitor installation, this technology involves the use of devices that track and display the energy consumption of a household in real-time. By providing detailed insights into where and how electricity is being used, energy monitors empower homeowners to make informed decisions about their energy habits. These devices can pinpoint areas of high usage, identify inefficient appliances, and suggest ways to optimize energy consumption. The installation of an energy monitor offers both immediate and long-term financial and environmental benefits.

### Financial Benefits

**Immediate Identification of Energy Drains:** Energy monitors allow homeowners to see exactly which appliances or systems are using the most energy, enabling targeted actions to reduce consumption. By addressing these energy drains, households can achieve immediate savings on their utility bills.

**Long-term Savings through Behavioral Changes:** The feedback provided by energy monitors can lead to more energy-conscious behaviors, such as turning off lights when leaving a room or unplugging electronics that are not in use. Over time, these minor changes can lead to significant reductions in energy consumption and cost.

**Optimization of Appliance Use:** Energy monitors can help homeowners optimize the use of major appliances, suggesting the best times to run them (e.g., during off-peak hours) or highlighting when an appliance is using more energy than expected, which could indicate a need for maintenance or replacement.

**Enhanced Property Value:** Homes equipped with smart technology, such as energy monitors, may appeal more to potential buyers who are interested in energy efficiency. This can increase the home's marketability and potentially its resale value.

### Environmental Benefits

**Promotion of Energy Conservation:** By making energy consumption visible and understandable, energy monitors encourage conservation efforts. Reducing energy usage directly contributes to lowering the demand on power plants, many of which rely on fossil fuels, thereby reducing carbon emissions.

**Support for Renewable Energy Integration:** Energy monitors can also facilitate the integration of renewable energy sources, such as solar panels, by tracking production versus consumption. This can encourage the adoption of clean energy, further reducing the household's carbon footprint.

**Reduction in Overall Environmental Impact:** Lower energy consumption means not only reduced greenhouse gas emissions but also decreased air and water pollution associated with energy production. This contributes to a healthier environment and supports global efforts to combat climate change.

**Increased Awareness and Educational Value:** The use of energy monitors can raise awareness about the environmental impact of everyday energy use, educating homeowners and prompting broader discussions about sustainability. This increased awareness can inspire community-wide conservation efforts and support for environmental initiatives.

The installation of an energy monitor represents a proactive step towards managing and reducing household energy consumption. By offering detailed insights into energy usage, these devices provide both financial savings and environmental benefits, contributing to more sustainable living practices and supporting efforts to mitigate climate change.

## Water Filtration System

## Financial Benefits

**Savings on Bottled Water:** By providing clean, safe drinking water directly from the tap, a water filtration system significantly reduces the need for purchasing bottled water. The initial investment in the system can lead to considerable savings over time, especially for families that consume a large amount of bottled water.

**Extended Plumbing Lifespan:** Water filtration systems can remove minerals and chemicals that cause scale buildup and corrosion in pipes and appliances. By protecting plumbing and appliances from these harmful substances, homeowners can save on repair and replacement costs, extending the lifespan of their plumbing systems and appliances such as water heaters, washing machines, and dishwashers.

**Improved Appliance Efficiency:** Appliances that use water, like coffee makers and steam irons, can operate more efficiently and last longer when using filtered water. This can lead to additional savings on energy bills and appliance maintenance.

## Environmental Benefits

**Reduction in Plastic Waste:** The decreased reliance on bottled water directly contributes to a reduction in plastic waste, addressing a significant environmental issue. Plastic bottles are a major source of pollution, and reducing their use can have a positive impact on landfills, oceans, and natural habitats.

**Lower Carbon Footprint:** Producing, transporting, and disposing of bottled water consumes a considerable amount of energy and resources, contributing to carbon emissions. By switching to filtered tap water, households can reduce their carbon footprint, contributing to efforts to combat climate change.

**Promotion of Water Conservation:** Some advanced water filtration systems are designed to operate efficiently, minimizing water waste during the filtration process. By promoting the use of tap water and reducing the demand for bottled water, these systems support broader water conservation efforts.

**Minimized Release of Contaminants:** By filtering out harmful chemicals and contaminants before they go down the drain, water filtration systems can help reduce the amount of pollution that returns to the environment through wastewater. This can contribute to cleaner rivers, lakes, and groundwater.

Installing a water filtration system is a proactive step towards healthier living and environmental sustainability. By providing access to clean, safe drinking water, these systems offer significant financial savings and environmental benefits, including reducing plastic waste, conserving water, and minimizing the release of contaminants into the ecosystem.

## Financial Benefits

**Increased Home Value and Appeal:** Homes equipped with central vacuum systems often have a unique selling point that can appeal to potential buyers. This feature can increase the home's overall marketability and potentially its resale value, as it represents a built-in convenience that many buyers may value.

**Durability and Lower Maintenance Costs:** Central vacuum systems are designed for longevity and require less frequent maintenance than traditional portable vacuums. The central power unit is typically more robust and can last many years without the need for replacement, translating to savings on vacuum purchases and repairs over time.

**Cost Efficiency:** While the initial installation of a central vacuum system can be an investment, the long-term savings on maintenance, replacement of portable vacuums, and even potential energy savings can make it a cost-effective choice for many homeowners.

## Environmental Benefits

**Improved Indoor Air Quality:** Central vacuum systems are highly effective at removing dust, allergens, and other pollutants from living spaces. Unlike many traditional vacuums, which can recirculate some of these particles back into the room, central systems exhaust the air outside the home, significantly improving indoor air quality. This is particularly beneficial for individuals with allergies or respiratory issues.

**Reduction in Noise Pollution:** Central vacuum systems are quieter than most portable vacuums because the main unit is typically located in a basement, garage, or utility space, away from living areas. This contributes to a quieter and more peaceful home environment.

**Energy Efficiency:** Some central vacuum systems are designed with energy efficiency in mind, using motors that consume less power than the combined usage of multiple portable vacuums. This can contribute to reduced energy consumption in the household.

**Less Waste:** The durability and long lifespan of central vacuum systems mean that homeowners will dispose of fewer broken or outdated portable vacuums over time. This reduces the amount of waste sent to landfills and the environmental impact associated with the production and disposal of these products.

Central vacuum systems represent a blend of convenience, efficiency, and environmental stewardship. By offering a durable, maintenance-friendly solution that enhances indoor air quality and potentially increases property value, these systems provide significant benefits to homeowners looking for a sustainable and effective way to maintain a clean home.

These systems can include air purifiers, dehumidifiers, humidifiers, and advanced HVAC filters, among others. Aimed at removing or reducing pollutants like dust, pollen, pet dander, mold spores, and volatile organic compounds (VOCs), indoor air quality systems play a crucial role in maintaining a healthy living environment. Implementing such systems in homes or workplaces can offer significant financial and environmental benefits, contributing to the well-being of occupants.

### Financial Benefits

**Reduced Healthcare Costs:** By filtering out allergens and pollutants, indoor air quality systems can mitigate respiratory problems, allergies, and other health issues associated with poor indoor air quality. This preventative measure can lead to fewer medical visits and lower healthcare expenses for individuals susceptible to air quality-related conditions.

**Increased Productivity and Well-being:** In work environments, improved air quality can enhance concentration, reduce sick days, and boost overall productivity. For homeowners, a healthier indoor environment contributes to better quality of life and well-being.

**Protection of Interior Spaces and Belongings:** High-quality indoor air systems can also protect the home's interior by preventing the accumulation of dust and mold, which can damage furniture, electronics, and building materials over time. This can save money on cleaning, repairs, and replacements.

**Energy Efficiency:** Some modern indoor air quality systems are designed to operate with greater energy efficiency than older models or conventional air purifiers. By optimizing energy use, these systems can contribute to lower electricity bills, especially when integrated into smart home systems that monitor and adjust settings for optimal performance.

### Environmental Benefits

**Reduction in Pollutants:** Indoor air quality systems directly contribute to environmental health by reducing the concentration of pollutants inside homes. This reduction helps create a healthier living environment and minimizes the occupants' exposure to potentially harmful substances.

**Energy Conservation:** Energy-efficient air quality systems, particularly those that are Energy Star rated, use less electricity than traditional models. This conservation of energy contributes to reduced demand on power plants and lower greenhouse gas emissions.

**Promotion of Sustainable Living:** Investing in an indoor air quality system is a step towards sustainable living. It demonstrates a commitment to maintaining a healthy indoor environment in an energy-efficient manner, encouraging broader adoption of green technologies.

**Support for Renewable Energy:** Advanced air quality systems can be effectively paired with homes powered by renewable energy sources, further reducing the environmental impact of maintaining indoor air quality. This integration supports a more sustainable, low-carbon lifestyle.

An indoor air quality system represents an important investment in both personal health and environmental sustainability. By improving the air within indoor spaces, these systems offer a proactive approach to preventing health issues, enhancing comfort and productivity, and reducing the environmental footprint associated with energy consumption and indoor pollution.

## Mold Remediation



This process involves the identification, removal, and prevention of mold growth within indoor environments. Mold can cause considerable damage to building materials and personal property and can pose serious health risks to occupants, particularly through the inhalation of mold spores and toxins. Addressing mold issues promptly and effectively is crucial for maintaining the structural integrity of a home, the health of its occupants, and the property's overall value. Mold remediation offers several key financial and environmental benefits.

### Financial Benefits

**Protection of Property Value:** Mold infestations can significantly detract from a property's value. By effectively addressing and eliminating mold problems, homeowners can protect and preserve the value of their property, making it more attractive to potential buyers or renters.

**Avoidance of Costly Repairs:** If left untreated, mold can cause extensive damage to walls, ceilings, floors, and personal belongings, leading to costly repairs and replacements. Prompt remediation helps avoid these additional expenses by addressing mold at its source before it can spread further.

**Healthcare Savings:** Exposure to mold can lead to a variety of health issues, including allergies, respiratory problems, and other serious conditions. By removing mold and improving indoor air quality, remediation can lead to fewer health-related expenses and improved overall well-being for occupants.

**Insurance Considerations:** Some homeowner insurance policies may cover mold damage under certain conditions, but failure to address mold issues promptly can lead to denied claims or increased premiums. Effective mold remediation can help ensure compliance with insurance policy requirements.

### Environmental Benefits

**Improvement in Indoor Air Quality:** Mold remediation directly contributes to healthier indoor air by removing mold spores and toxins that can adversely affect air quality. This creates a safer, more comfortable living environment for occupants.

**Support for Sustainable Materials:** Remediation often involves repairing or replacing damaged materials. This presents an opportunity to choose sustainable, mold-resistant materials for repairs, supporting environmental conservation efforts and reducing future mold risks.

**Energy Efficiency:** In some cases, mold growth can be linked to issues with insulation and ventilation. Remediation efforts that address these underlying problems can lead to improved energy efficiency, as well-insulated and properly ventilated homes require less energy for heating and cooling.

**Prevention of Wider Environmental Impact:** By addressing mold at its source and implementing preventive measures, remediation efforts can prevent mold spores from spreading outside the home, minimizing potential impacts on the broader environment.

Mold remediation represents a critical intervention for homeowners facing mold issues, offering both immediate and long-term financial and environmental benefits. Through the effective identification, removal, and prevention of mold growth, homeowners can protect their property value, avoid costly repairs, enhance indoor air quality, and contribute to a healthier, more sustainable living environment.

This home improvement feature involves the installation of specialized tiles designed to absorb sound, thereby reducing noise levels within a room. Acoustic ceiling tiles are a practical solution for enhancing the sound quality and privacy of indoor spaces, such as home offices, bedrooms, home theaters, and living areas. Available in various materials and designs, some of which are made from recycled or sustainable resources, these tiles can significantly improve the acoustic environment of a space. Integrating acoustic ceiling tiles into a home or office offers notable financial and environmental benefits.

### Financial Benefits

**Enhanced Property Appeal and Market Value:** Installing acoustic ceiling tiles can make a property more attractive to potential buyers, especially those prioritizing quiet and peaceful living environments. This appeal can translate into a higher market value, as improved acoustic comfort is a desirable feature in residential and commercial properties.

**Increased Functionality of Spaces:** By improving the sound quality of rooms, acoustic tiles can increase the usability and versatility of spaces. For example, a home office with enhanced soundproofing can provide a more conducive environment for work, potentially increasing productivity.

**Cost-Effective Soundproofing Solution:** Compared to other soundproofing methods, installing acoustic ceiling tiles can be a relatively inexpensive way to enhance the acoustic properties of a space. This affordability, combined with the potential increase in property value, makes it a cost-effective investment.

**Reduced Noise Complaints in Multi-Unit Buildings:** In apartments or multi-family dwellings, acoustic ceiling tiles can reduce the transmission of sound between units, potentially decreasing noise complaints and conflicts between neighbors. This can enhance the living experience and satisfaction for all residents, contributing to a more harmonious community.

### Environmental Benefits

**Use of Recycled and Sustainable Materials:** Many acoustic ceiling tiles are made from recycled materials, such as recycled paper, mineral wool, or plastic. The use of these materials contributes to waste reduction and supports recycling initiatives, reducing the demand for virgin resources and minimizing environmental impact.

**Energy Efficiency:** Some acoustic ceiling tiles offer additional insulation properties, which can contribute to the energy efficiency of a building. By improving thermal insulation, these tiles can reduce the need for heating and cooling, leading to lower energy consumption and associated carbon emissions.

**Promotion of Healthier Indoor Environments:** By improving the acoustic environment, acoustic ceiling tiles can contribute to a healthier and more comfortable indoor space. Reduced noise levels can decrease stress and create a more serene environment, enhancing the overall well-being of occupants.

**Support for Sustainable Building Practices:** The incorporation of acoustic ceiling tiles, especially those made from eco-friendly materials, aligns with green building practices. This supports broader efforts toward sustainability in construction and renovation projects, encouraging the adoption of materials and methods that have a lower environmental footprint.

Acoustic ceiling tiles offer a practical solution for improving the sound quality and comfort of indoor spaces, with the added benefits of increasing property appeal and promoting environmental sustainability. By choosing tiles made from recycled or sustainable materials, homeowners and builders can enhance the acoustic properties of a space while also contributing to the conservation of resources and reduction of waste.

## Wall Texture Removal

This renovation process involves stripping away outdated or undesirable textures from walls, such as popcorn, knockdown, or heavy plaster finishes, and then refinishing the surfaces to a smooth, modern look. This update can transform the aesthetic of a room or entire home, making spaces feel more contemporary and appealing. The process of wall texture removal, when done thoughtfully, offers both financial and environmental benefits.

### Financial Benefits

**Enhanced Home Appeal:** Removing outdated wall textures and refinishing the walls with a smooth finish can dramatically modernize a home's interior, making it more attractive to current design sensibilities. This update can appeal to a broader range of buyers, potentially increasing interest in the property and its market value.

**Alignment with Contemporary Design Trends:** Smooth walls align with contemporary design preferences, making the home more likely to meet the expectations of potential buyers looking for a modern, move-in-ready space. This alignment with current trends can make the property stand out in competitive real estate markets.

**Increased Perceived Space and Light:** Smooth walls reflect light more uniformly, making rooms appear brighter and sometimes more spacious. This perception of increased space and natural light can enhance the overall appeal of the home, adding to its value.

**Cost Savings Over Full Renovation:** Updating the wall texture can be a cost-effective way to refresh a home's appearance without undertaking a full renovation. This process can provide a significant return on investment by enhancing the home's appeal without incurring the higher costs associated with more extensive remodeling projects.

### Environmental Benefits

**Use of Eco-Friendly Refinishing Products:** The removal and refinishing process offers an opportunity to use eco-friendly products, such as low-VOC (volatile organic compounds) paints and sustainable plasters. These products minimize the environmental impact associated with wall refinishing, contributing to better indoor air quality and reducing harmful emissions.

**Minimized Waste Through Strategic Refinishing:** By focusing on updating existing surfaces, wall texture removal can minimize construction waste compared to more invasive renovations. When eco-friendly disposal and recycling methods are employed for the removed materials, the environmental impact is further reduced.

**Promotion of Sustainable Home Improvements:** Choosing to remove and refinish wall textures with sustainable materials and methods can encourage broader adoption of environmentally conscious home improvement practices. It demonstrates how aesthetic updates can be achieved in a way that respects and protects the environment.

**Energy Efficiency Improvements:** In some cases, the process of wall texture removal and refinishing may include updating or improving wall insulation. This can lead to better energy efficiency in heating and cooling the home, reducing energy consumption and contributing to a lower carbon footprint.

Wall texture removal and refinishing represent a strategic approach to home improvement that combines aesthetic enhancement with environmental responsibility. By modernizing the appearance of walls and aligning with contemporary design preferences, homeowners can increase the appeal and value of their properties while minimizing environmental impact using sustainable materials and practices.

## Staircase Refinishing

This home improvement project involves restoring or updating the surface of an existing staircase to improve its appearance and durability. Staircase refinishing can range from sanding and re-staining wood to painting and repairing minor damages. This process not only rejuvenates the look of the staircase but also protects it from wear and tear, making it a valuable investment for homeowners. The project offers several key financial and environmental benefits.

### Financial Benefits

**Increased Home Value:** A well-refinished staircase can significantly enhance the overall aesthetic appeal of a home's interior, contributing to a positive first impression for potential buyers. This visual appeal can translate into increased property value, as buyers may be willing to pay more for homes that exhibit careful maintenance and high-quality finishes.

**Cost Savings Compared to Replacement:** Refinishing an existing staircase is generally more cost-effective than replacing it entirely. By choosing to refinish, homeowners can achieve a like-new appearance and functionality without the higher costs associated with purchasing new materials and undergoing extensive construction.

**Appeal to Potential Buyers:** A beautifully refinished staircase can serve as a focal point in a home, attracting the attention and admiration of potential buyers. Homes that feature distinctive, well-maintained interior elements like staircases can stand out in the real estate market, potentially leading to quicker sales.

**Long-Term Durability:** A properly refinished staircase can withstand wear and tear better than an untreated one, reducing the need for frequent repairs or maintenance. This durability can save homeowners money over time, as the staircase will remain in good condition for longer periods.

### Environmental Benefits

**Resource Conservation:** Refinishing an existing staircase conserves resources by making the most of the materials already in place. This approach reduces the demand for new lumber and other materials, contributing to the conservation of forests and other natural resources.

**Waste Reduction:** By opting to refinish rather than replace, homeowners minimize the amount of waste sent to landfills. Reducing waste is crucial for environmental sustainability, as it helps decrease landfill use and the associated environmental impacts.

**Lower Environmental Impact of Materials:** Refinishing projects can utilize eco-friendly stains, sealants, and paints that have a reduced environmental impact compared to traditional options. Choosing products with low VOC content, for example, can minimize air pollution and improve indoor air quality.

**Promotion of Sustainable Home Improvement Practices:** Undertaking a staircase refinishing project demonstrates a commitment to sustainable home improvement. By choosing to refurbish existing elements rather than replace them, homeowners can inspire others to consider environmentally friendly options for their renovation projects.

Staircase refinishing represents a strategic balance between enhancing the beauty and functionality of a home and embracing sustainable practices. This home improvement project can significantly increase a property's appeal and value while conserving resources and reducing waste, making it a worthwhile consideration for environmentally conscious homeowners looking to update their living spaces.

## **Decorative Window Film for Privacy and Energy Efficiency**

entails applying a thin laminate film to the interior or exterior of glass windows and doors. Decorative window films come in various patterns and finishes, not only enhancing privacy and the aesthetic appeal of the home but also contributing to its energy efficiency. By controlling heat gain and loss through windows, these films can play a significant role in maintaining comfortable indoor temperatures and reducing reliance on HVAC systems. This update offers both financial and environmental benefits.

### Financial Benefits

**Lower Energy Bills:** Decorative window films can significantly reduce the amount of solar heat entering a home during the summer, minimizing the need for air conditioning. In winter, they help retain indoor heat, reducing the demand for heating. This dual action leads to more consistent indoor temperatures and lower utility bills throughout the year.

**Increased Comfort, Reduced Costs:** By mitigating hot spots and reducing glare, decorative window films contribute to a more comfortable living environment. This can reduce the need for additional cooling devices like fans or window air conditioning units, leading to further savings.

**Protection of Interior Furnishings:** These films can block harmful UV rays, protecting furniture, carpets, and artworks from fading. This prolongs the life of these items and can save money on replacements and repairs over time.

**Enhanced Property Value:** Homes with added privacy features and improved energy efficiency are often more attractive to potential buyers. The installation of decorative window film can increase the overall appeal and potentially the resale value of the property.

### Environmental Benefits

**Decreased Energy Consumption:** By improving the thermal efficiency of windows, decorative window films reduce the need for heating in the winter and cooling in the summer. This lowers overall energy consumption, contributing to environmental conservation.

**Reduction in Greenhouse Gas Emissions:** Lower energy consumption directly translates to reduced greenhouse gas emissions from power plants, especially in regions where electricity is generated from fossil fuels. This helps mitigate the home's environmental impact and combat climate change.

**Promotes Sustainable Living:** The use of decorative window films aligns with sustainable living practices by maximizing the efficiency of existing resources (i.e., windows) rather than replacing them. This approach promotes a more sustainable model of consumption and renovation.

**Reduces Light Pollution:** Certain types of decorative window film can help manage light transmission, reducing the amount of artificial light escaping outdoors. This can contribute to reducing light pollution, benefiting both urban wildlife and the night sky.

Using decorative window film is a practical and aesthetically pleasing way to enhance privacy, improve energy efficiency, and contribute to environmental sustainability. By incorporating these films into home improvement strategies, homeowners can enjoy the dual benefits of reduced utility costs and a lower environmental footprint, all while adding a decorative touch to their living spaces.

This straightforward yet impactful home improvement project involves replacing old, outdated knobs, pulls, and handles on cabinetry with new, stylish options. This simple change can significantly transform the appearance of kitchens and bathrooms, offering a fresh, modern look without the need for complete cabinet replacement or extensive remodeling. The project not only aligns with financial and aesthetic goals but also promotes environmental sustainability.

### Financial Benefits

**Cost-Effective Refresh:** Compared to full cabinetry replacement or major renovations, updating cabinet hardware is a highly cost-effective way to revitalize a space. This minor change can make a significant difference to the overall look and feel of a kitchen or bathroom, enhancing its appeal with minimal investment.

**Increased Home Appeal:** Modern, attractive cabinet hardware can significantly contribute to the aesthetic appeal of a home, making it more inviting to potential buyers or renters. This enhanced appeal can translate into increased property value or rental income, offering a good return on investment.

**Savings on Remodeling Costs:** By focusing on hardware updates, homeowners can save on the labor and materials costs associated with more extensive kitchen or bathroom remodels. This allows for a budget-friendly update that still achieves a noticeable impact on the room's design.

**Flexibility and Customization:** Updating cabinet hardware offers the opportunity to personalize and adapt the space to current design trends or individual preferences without significant expense. This flexibility allows homeowners to keep their spaces modern and appealing over time.

### Environmental Benefits

**Waste Reduction:** By opting to update hardware rather than replace entire cabinets, homeowners significantly reduce the amount of waste sent to landfills. This approach aligns with sustainable living practices by extending the life of existing cabinetry and minimizing environmental impact.

**Conservation of Resources:** Updating cabinet hardware requires fewer raw materials than manufacturing new cabinets, conserving wood, metal, and other resources. This conservation effort reduces the demand for new materials and the environmental degradation associated with their extraction and processing.

**Energy Savings:** The production of new cabinets involves significant energy use, from the manufacturing process to transportation. By choosing to update hardware instead, homeowners contribute to lower energy consumption and associated greenhouse gas emissions.

**Promotion of Sustainable Home Improvements:** Undertaking a cabinet hardware update demonstrates a commitment to making environmentally responsible choices in home improvement. This project can inspire further sustainable practices, both personally and within the community, promoting a culture of conservation and mindfulness regarding resource use.

Updating cabinet hardware stands out as an effective, accessible way to enhance the aesthetics and functionality of a home while adhering to principles of financial prudence and environmental responsibility. This simple yet impactful project offers a path to modernization and refreshment of living spaces, contributing to a home's appeal and sustainability.

## Magnetic Induction Cooktop

This innovative kitchen appliance utilizes electromagnetic energy to directly heat pots and pans without heating the cooktop itself. Unlike traditional gas or electric stovetops that heat indirectly through a burner or heating element, induction cooktops offer precise, rapid heating by generating a magnetic field that induces a current in the cookware, causing it to heat up. This method of cooking provides both financial and environmental advantages due to its efficiency and potential integration with renewable energy sources.

### Financial Benefits

**Increased Energy Efficiency:** Induction cooktops are significantly more energy-efficient than their gas or electric counterparts. Because they directly heat the cookware, less energy is wasted on heating the air around the pot or the cooktop's surface. This efficiency can lead to lower energy bills, as less electricity or gas is required to achieve the same cooking temperatures.

**Reduced Cooking Times:** The precise and rapid heating capabilities of induction cooktops can reduce cooking times, further saving energy and potentially lowering utility costs. Faster cooking times also contribute to a more efficient kitchen workflow, saving time and enhancing convenience.

**Lower Maintenance Costs:** Induction cooktops typically feature a smooth, flat surface that is easy to clean and maintain. This can result in lower maintenance costs over time compared to gas cooktops, which have more parts and components that can require cleaning and repairs.

**Enhanced Home Value:** A modern kitchen equipped with an induction cooktop can appeal to potential homebuyers, particularly those interested in gourmet cooking or energy-efficient appliances. This appeal can potentially increase the home's overall market value.

### Environmental Benefits

**Reduced Energy Waste:** By heating cookware directly, induction cooktops minimize the amount of wasted energy, contributing to a more sustainable use of resources. This efficient cooking method aligns with environmental conservation efforts by reducing unnecessary energy consumption.

**Lower Greenhouse Gas Emissions:** When powered by electricity from renewable energy sources, such as solar or wind power, induction cooktops can operate with a lower carbon footprint compared to gas cooktops. This contributes to reduced greenhouse gas emissions, which is crucial for mitigating climate change.

**Decreased Indoor Air Pollution:** Unlike gas cooktops, which can release combustion byproducts like carbon monoxide and nitrogen dioxide into the home, induction cooktops do not combust fossil fuels and thus produce no direct emissions. This can lead to improved indoor air quality and a healthier living environment.

**Promotion of Renewable Energy:** The use of induction cooktops encourages the integration of renewable energy sources in residential settings. By demonstrating the effectiveness and efficiency of electric-powered appliances, induction cooking can inspire broader adoption of clean energy technologies.

Magnetic induction cooktops represent a cutting-edge solution for modern, energy-efficient cooking. By offering significant savings on energy bills, reducing cooking times, and aligning with environmental sustainability goals, induction cooktops provide a compelling alternative to traditional cooking methods, making them an attractive option for eco-conscious homeowners and chefs alike.

## Retractable Awning

This versatile outdoor feature can be extended to provide shade and retracted to allow sunlight, according to the weather and personal preference. Retractable awnings are installed over windows, doors, patios, or decks to offer protection from the sun and increase the usability of outdoor spaces. They come in various materials, sizes, and designs, allowing homeowners to choose options that best fit their home's aesthetic and functional needs. Both financially and environmentally beneficial, retractable awnings are an excellent addition to any home looking to enhance comfort and sustainability.

### Financial Benefits

**Cooling Cost Reduction:** By providing shade over windows and outdoor living areas, retractable awnings significantly reduce heat gain inside the home, especially during the warmer months. This natural cooling effect can decrease the reliance on air conditioning systems, leading to noticeable savings on energy bills.

**Increased Property Value and Appeal:** Homes with retractable awnings often enjoy increased curb appeal due to the aesthetic and functional enhancements these features provide. This can make a property more attractive to potential buyers, potentially increasing its market value.

**Extension of Living Spaces:** Retractable awnings allow homeowners to effectively extend their living spaces to the outdoors without the need for expensive construction or renovations. This can add functional square footage to the home, providing an attractive feature for both the current occupants and potential future buyers.

**Protection of Interior and Exterior Furnishings:** Awnings can protect interior furnishings from sun damage and fading, extending their lifespan and saving money on replacements. Outdoor furniture also benefits from the shade, maintaining its condition for longer periods.

### Environmental Benefits

**Reduction in Energy Consumption:** By minimizing the need for air conditioning through natural cooling, retractable awnings contribute to a decrease in energy consumption. This efficient use of energy supports environmental conservation efforts and reduces the home's overall carbon footprint.

**Contribution to Lower Greenhouse Gas Emissions:** Lower energy use translates to reduced greenhouse gas emissions, particularly in regions where electricity is generated from fossil fuels. By utilizing retractable awnings to cool homes naturally, homeowners can play a part in mitigating climate change.

**Promotion of Sustainable Living Practices:** The installation of retractable awnings demonstrates a commitment to sustainable living by maximizing the use of natural shade and minimizing reliance on electrical cooling systems. This approach encourages a more environmentally friendly lifestyle.

**Enhanced Outdoor Air Quality:** By reducing the demand for electricity and subsequently the emissions from power plants, retractable awnings indirectly contribute to improved outdoor air quality. This benefit extends beyond the individual home, positively impacting the broader community and environment.

Retractable awnings offer a practical and eco-friendly solution for enhancing outdoor comfort, reducing cooling costs, and contributing to environmental sustainability. By optimizing the use of natural shade and reducing reliance on energy-intensive cooling methods, retractable awnings represent a smart investment for homeowners looking to improve their living spaces while minimizing their environmental impact.

## **Pest-Controlled Composting System**



This approach to composting is designed to efficiently break down organic waste into nutrient-rich compost while preventing pests such as rodents and insects from accessing the material. These systems can vary from enclosed compost bins and tumblers to more advanced designs incorporating pest deterrents. Implementing a pest-controlled composting system in a household or community setting offers significant financial and environmental benefits, particularly in reducing waste and promoting sustainable gardening practices.

### Financial Benefits

**Savings on Garden Supplies:** By producing high-quality compost, homeowners can significantly reduce or even eliminate their need to purchase commercial fertilizers and soil amendments. Compost enriches the soil, improving plant health and yield without the cost associated with store-bought products.

**Reduced Waste Disposal Costs:** For households and communities that pay for waste removal by volume or weight, reducing the amount of organic waste sent to the landfill can lower garbage disposal fees. Composting turns what would be waste into a valuable resource, offering savings in waste management costs.

**Increased Property Value:** Homes that incorporate sustainable practices, like pest-controlled composting systems, can appeal to environmentally conscious buyers, potentially increasing property appeal and value. A well-maintained garden boosted by homemade compost can also enhance curb appeal.

**Long-term Financial Savings:** Investing in a pest-controlled composting system can provide long-term financial savings by continuously supplying compost. This sustainable cycle reduces the need for external inputs to maintain a healthy garden, offering savings year after year.

### Environmental Benefits

**Waste Reduction:** Composting organic waste significantly reduces the amount of waste sent to landfills. This not only conserves landfill space but also decreases the environmental impact associated with waste transportation and processing.

**Lower Methane Emissions:** Organic waste in landfills decomposes anaerobically, producing methane, a potent greenhouse gas. Composting aerobically reduces methane emissions, contributing to climate change mitigation efforts.

**Soil Health and Biodiversity:** Compost improves soil structure, moisture retention, and fertility, promoting healthier plant growth without the need for chemical fertilizers. This contributes to healthier ecosystems and supports biodiversity in the garden.

**Promotion of Sustainable Practices:** Implementing a pest-controlled composting system encourages sustainable waste management practices. By transforming waste into a resource, it exemplifies a closed-loop system, reducing reliance on synthetic inputs and promoting environmental stewardship.

A pest-controlled composting system represents a practical and eco-friendly approach to managing organic waste. It provides homeowners and communities with a dual opportunity to enhance garden health and productivity while making a positive impact on the environment by reducing waste, conserving resources, and lowering greenhouse gas emissions.

Expanding on the topic of water-efficient landscaping, also known as xeriscaping, this approach to garden design emphasizes the use of drought-resistant plants, efficient irrigation techniques, and landscaping practices that minimize water use. By carefully selecting plants that are native or adapted to the local climate and employing smart watering strategies, homeowners can create beautiful landscapes that require significantly less water than conventional gardens. Water-efficient landscaping offers substantial financial and environmental benefits, making it an increasingly popular choice in areas prone to drought as well as in regions looking to promote sustainable gardening practices.

### Financial Benefits

**Lower Water Bills:** By incorporating drought-resistant plants and efficient irrigation systems, such as drip irrigation or soaker hoses, water-efficient landscaping drastically reduces the amount of water needed for maintaining a garden. This can lead to considerable savings on water bills over time.

**Reduced Maintenance Costs:** Landscapes designed for water efficiency typically require less maintenance than traditional lawns and gardens. Drought-tolerant plants often need less frequent watering, pruning, and fertilizing, resulting in lower upkeep costs and less time spent on garden maintenance.

**Increased Property Value:** Properties with well-designed, water-efficient landscaping can be more attractive to potential buyers, especially in regions where water conservation is a priority. Such landscaping can enhance curb appeal and potentially increase the resale value of the home.

**Savings on Garden Inputs:** Homeowners can save on the costs associated with garden inputs such as commercial fertilizers, pesticides, and herbicides. Water-efficient gardens that utilize organic mulch and compost to improve soil health can reduce the need for these chemical products.

### Environmental Benefits

**Conservation of Water Resources:** Water-efficient landscaping significantly reduces water consumption in the garden, helping to conserve precious water resources. This is particularly important in arid regions and places experiencing water scarcity.

**Reduction in Runoff and Soil Erosion:** Efficient irrigation methods and the use of mulches and ground covers in water-efficient landscaping help reduce runoff, which can carry pollutants into local waterways. They also prevent soil erosion, further protecting water quality and supporting healthy aquatic ecosystems.

**Support for Biodiversity:** Incorporating native plants into water-efficient landscaping provides habitat and food sources for local wildlife, including birds, bees, and butterflies. This supports biodiversity and promotes a balanced ecosystem in the garden.

**Reduced Demand on Municipal Water Supplies:** By lowering overall water use in residential landscaping, water-efficient practices contribute to reduced demand on municipal water systems. This can lessen the need for costly water infrastructure expansions and reduce the energy associated with treating and distributing water.

Water-efficient landscaping represents a sustainable approach to gardening that balances aesthetic appeal with environmental stewardship. Through strategic plant selection, efficient watering practices, and soil management, homeowners can enjoy vibrant gardens that thrive with minimal water use, contributing to conservation efforts and achieving financial savings.

## Stormwater Management Features

This approach encompasses a range of techniques and systems designed to manage and mitigate the impact of runoff from rainwater or melting snow in urban and suburban areas. Effective stormwater management can include green roofs, rain gardens, permeable pavements, rain barrels, and constructed wetlands, among others. These features aim to capture, divert, absorb, or reuse stormwater to prevent it from overwhelming sewer systems, causing flooding, or carrying pollutants into waterways. Implementing stormwater management features offers significant financial and environmental benefits.

## **Financial Benefits**

**Mitigation of Water Damage and Flooding Risks:** By effectively managing stormwater on-site, these features can significantly reduce the risk of water damage to property and infrastructure. This can result in lower repair costs and potentially lower insurance premiums due to reduced flood risk.

**Local Tax Incentives and Credits:** Many municipalities encourage the adoption of stormwater management practices by offering tax incentives, credits, or rebates to property owners who install such systems. These financial incentives can offset the initial installation costs and provide ongoing savings.

**Increased Property Value:** Properties with sustainable and effective stormwater management systems may be more attractive to environmentally conscious buyers, potentially increasing the property's market value. Additionally, the aesthetic appeal of features like rain gardens can enhance curb appeal.

**Savings on Water Bills:** Systems that capture and reuse stormwater, such as rain barrels or cisterns, can provide a source of water for landscaping and other non-potable uses, leading to savings on water bills.

## **Environmental Benefits**

**Reduction in Runoff Pollution:** Stormwater management features can filter pollutants from runoff before they enter local water bodies, significantly reducing water pollution and improving the quality of rivers, lakes, and streams.

**Erosion Control:** By slowing the flow of stormwater, these features help prevent erosion in landscaped areas and along waterways, protecting soil and supporting plant life.

**Aquifer Recharge:** Permeable pavements and other infiltration practices allow water to seep into the ground, recharging local aquifers and maintaining groundwater levels, which is especially important in regions facing water scarcity.

**Support for Biodiversity:** Many stormwater management features, such as rain gardens and constructed wetlands, create habitats for a variety of plants and wildlife, promoting biodiversity and supporting local ecosystems.

Implementing stormwater management features represents a holistic approach to addressing the challenges of runoff in developed areas. By combining financial incentives with significant environmental benefits, these features not only protect properties and reduce costs but also contribute to the health and sustainability of the broader community and natural environment.

## **High-Density Insulation Materials**

This approach to home insulation involves using materials with a higher density to provide superior thermal resistance (R-value) in comparison to standard insulation products. High-density insulation can be applied in various areas of a home, including walls, roofs, floors, and attics, to significantly enhance its energy efficiency. These materials are designed to minimize heat transfer, keeping a home warmer in the winter and cooler in the summer. The adoption of high-density insulation materials offers compelling financial and environmental benefits.

### Financial Benefits

**Lowered Heating and Cooling Costs:** By providing superior thermal resistance, high-density insulation materials can significantly reduce the amount of energy required to maintain comfortable indoor temperatures. This improved energy efficiency directly translates to lower heating and cooling costs, offering substantial savings over time.

**Enhanced Property Value:** Homes that incorporate high-density insulation are often more attractive to potential buyers due to their improved energy performance. This can increase the property's market value, as energy-efficient homes are increasingly sought after in the real estate market for their lower operational costs and comfort.

**Reduced Maintenance and Replacement Costs:** High-density insulation materials are typically more durable and less susceptible to damage from moisture or pest infestation. This can lead to reduced maintenance costs and a longer lifespan for the insulation, saving homeowners money on future insulation upgrades or replacements.

**Eligibility for Energy Efficiency Incentives:** Homeowners who upgrade to high-density insulation may qualify for government or utility rebates, tax credits, or other incentives designed to encourage energy efficiency improvements. These financial incentives can help offset the initial investment in high-quality insulation.

### Environmental Benefits

**Decreased Energy Consumption:** By effectively reducing heat transfer, high-density insulation materials contribute to lower energy consumption in homes. This reduction in energy demand directly supports environmental conservation efforts and promotes more sustainable living practices.

**Reduced Greenhouse Gas Emissions:** Lower energy consumption for heating and cooling also results in decreased greenhouse gas emissions associated with electricity generation and fossil fuel combustion. This contributes to efforts to combat climate change and reduce the environmental impact of residential buildings.

**Support for Sustainable Construction Practices:** The use of high-density insulation materials aligns with sustainable construction and renovation practices. By choosing materials with a higher R-value and potentially eco-friendly manufacturing processes, homeowners can contribute to a reduced ecological footprint in the building sector.

**Improved Indoor Environmental Quality:** High-density insulation not only maintains consistent indoor temperatures but also contributes to improved indoor air quality by reducing drafts and preventing moisture-related issues. This creates a healthier living environment, which is beneficial for both occupants and the environment.

Incorporating high-density insulation materials into a home's design or renovation plan represents a strategic investment in energy efficiency, financial savings, and environmental sustainability. By enhancing the thermal performance of a building envelope, high-density insulation offers an effective way to reduce energy costs, increase property value, and contribute to a more sustainable and comfortable living environment.

## **Radiant Barrier in Attic**

This energy-saving measure involves placing a reflective material—often foil-faced—on the underside of the roof or across the attic floor to reflect radiant heat away from the home. Radiant barriers are particularly

effective in hot climates where the sun's radiant energy significantly increases indoor temperatures, leading to higher air conditioning use. By reflecting this heat rather than absorbing it, radiant barriers can significantly reduce cooling costs and improve indoor comfort. This home improvement project offers both financial and environmental benefits.

### Financial Benefits

**Reduction in Cooling Costs:** By reflecting solar heat away from the attic and subsequently the living spaces below, radiant barriers can significantly reduce the burden on air conditioning systems. This leads to lower energy consumption for cooling and, as a result, substantial savings on utility bills during the warmer months.

**Increased HVAC Efficiency and Lifespan:** With less heat entering the living spaces, HVAC systems do not have to work as hard to maintain comfortable temperatures. This not only reduces energy consumption but can also extend the lifespan of the HVAC system by reducing wear and tear, potentially saving homeowners on repair and replacement costs.

**Enhanced Home Value:** Homes with energy-efficient features like radiant barriers are increasingly appealing to buyers, especially in regions with hot climates. The installation of a radiant barrier can therefore contribute to an increase in property value by making the home more attractive due to its lower operational costs and improved comfort levels.

### Environmental Benefits

**Reduced Energy Consumption:** By improving the home's ability to reflect rather than absorb heat, radiant barriers decrease the need for air conditioning. This reduced reliance on cooling systems directly translates to lower energy consumption, which is beneficial for the environment as it contributes to reduced demand on energy resources.

**Lower Greenhouse Gas Emissions:** Decreased energy usage for cooling purposes results in lower greenhouse gas emissions, particularly if the energy is sourced from fossil fuels. By contributing to a reduction in carbon emissions, the installation of a radiant barrier in the attic supports efforts to combat climate change.

**Contribution to Energy Conservation:** The widespread adoption of radiant barriers and similar energy-efficient home improvements can have a cumulative effect on energy conservation efforts. By decreasing overall energy demand, such measures can lessen the strain on power grids, especially during peak cooling periods, thereby contributing to a more sustainable energy landscape.

Installing a radiant barrier in the attic represents a cost-effective and environmentally friendly approach to reducing cooling costs and improving indoor comfort. This measure not only benefits homeowners financially by lowering utility bills and potentially increasing home value but also plays a part in reducing environmental impact through decreased energy consumption and carbon emissions.

## Seismic Retrofitting

This process involves modifying existing structures to make them more resistant to seismic activity, ground motion, or soil failure due to earthquakes. By strengthening the foundation, improving the structural connections, and enhancing the overall durability of a building, seismic retrofitting aims to minimize the damage and risks associated with earthquakes. This preventative measure is particularly important in earthquake-prone areas and offers significant financial and environmental benefits.

### Financial Benefits

**Protection Against Earthquake Damage:** Seismic retrofitting can significantly reduce the damage a building might suffer during an earthquake, thereby protecting the investment made in the property. This can lead to substantial savings on repair costs after an earthquake, as retrofitted buildings are better equipped to withstand seismic forces.

**Lower Earthquake Insurance Premiums:** Buildings that have been seismically retrofitted often qualify for lower earthquake insurance premiums because they are at a lower risk of sustaining major damage. This reduction in insurance costs can represent significant savings for property owners over time.

**Preservation of Property Value:** Properties that have undergone seismic retrofitting may be more attractive to buyers and renters in earthquake-prone areas, as they offer added safety and peace of mind. This can help maintain or even increase the property's value, making it a competitive option in the real estate market.

**Avoidance of Downtime and Associated Losses:** For commercial properties, seismic retrofitting can minimize the downtime required for repairs after an earthquake, allowing businesses to resume operations more quickly. This can prevent loss of income and productivity, providing financial benefits beyond the immediate savings on repair costs.

### Environmental Benefits

**Reduction in Construction Waste:** By preserving existing structures and preventing their collapse during earthquakes, seismic retrofitting reduces the number of debris that would otherwise be sent to landfills. This contributes to waste reduction and supports environmental sustainability efforts.

**Conservation of Resources:** Retrofitting existing buildings reduces the need for new construction materials, conserving natural resources and reducing the environmental impact associated with their extraction, production, and transportation. This is particularly important for resources that are non-renewable or energy-intensive to produce.

**Energy Conservation:** The process of rebuilding after an earthquake can consume a significant amount of energy, from the demolition of damaged structures to the construction of new ones. By minimizing earthquake damage through retrofitting, the energy consumption associated with reconstruction can be significantly reduced.

**Promotion of Sustainable Urban Development:** Seismic retrofitting supports the principles of sustainable urban development by extending the lifespan of existing buildings and encouraging the efficient use of urban spaces. This approach aligns with efforts to create resilient and sustainable communities capable of withstanding natural disasters.

Seismic retrofitting represents a proactive approach to risk management in earthquake-prone areas, offering protection for both the built environment and its occupants. Through the financial benefits of reduced repair costs and insurance premiums, and the environmental benefits of conserving resources and reducing waste, seismic retrofitting stands out as a critical investment in the longevity and sustainability of buildings.

## **Backup Power Generator**

This device provides an independent source of electrical power in case of an outage, ensuring that critical systems and appliances continue to operate. Backup generators can be permanent (standby) installations that automatically turn on when the grid power goes down or portable units that homeowners can operate manually. They can run on various fuels, including diesel, gasoline, natural gas, or be integrated with renewable energy sources like solar panels. The installation of a backup power generator offers essential financial and environmental benefits, particularly in areas prone to power outages due to weather or other emergencies.

### Financial Benefits

**Continuity of Power:** A backup generator provides uninterrupted power during outages, ensuring that essential appliances and systems, such as refrigerators, sump pumps, and medical equipment, continue to function. This continuity can prevent financial losses associated with spoiled food, basement flooding, or the inability to work from home.

**Avoidance of Additional Expenses:** By maintaining power, homeowners can avoid the cost of relocating to a hotel or eating out during extended outages, leading to significant savings, especially in regions where outages are frequent or prolonged.

**Protection of Property Value:** Properties equipped with backup power solutions can be more attractive to potential buyers, recognizing the added convenience and security. This can increase the home's appeal and potentially its market value.

**Savings on Insurance Premiums:** Some insurance companies may offer lower premiums for homes with standby generators, considering the reduced risk of damage from power outages, such as pipes freezing or basement flooding.

### Environmental Benefits

**Integration with Renewable Energy Sources:** Backup generators that integrate with renewable energy systems, such as solar panels with battery storage, offer a sustainable power solution during outages. This reduces reliance on fossil fuels and minimizes carbon emissions associated with emergency power generation.

**Reduced Emissions with Natural Gas:** Compared to diesel or gasoline, natural gas generators produce fewer emissions and are considered a cleaner burning alternative. When used responsibly, natural gas generators can offer a more environmentally friendly option during power outages.

**Decreased Demand on the Grid:** By providing an alternative source of power during peak demand or emergencies, backup generators can help stabilize the grid and reduce the need for utilities to activate less efficient and more polluting power plants.

**Promotion of Energy Independence:** Backup generators, especially those integrated with renewable energy sources, promote energy independence and resilience, contributing to a more sustainable and secure energy landscape.

A backup power generator represents a practical investment for ensuring continuity of power, protecting against financial losses during outages, and enhancing property value. When chosen wisely and used in conjunction with renewable energy sources or efficient fuels like natural gas, backup generators can also support environmental sustainability by offering a cleaner alternative to conventional emergency power options.

## Smart Ventilation System

This advanced solution for managing indoor air quality and comfort uses sensors and intelligent controls to optimize air exchange based on occupancy, indoor air quality metrics, and external weather conditions. Unlike traditional ventilation systems that operate on a set schedule, smart ventilation systems dynamically adjust airflow to meet the specific needs of the indoor environment, ensuring that fresh air is provided efficiently and effectively. This approach not only enhances the living or working environment but also offers significant financial and environmental benefits.

### Financial Benefits

**Improved HVAC Efficiency:** By intelligently managing the exchange of air, smart ventilation systems can reduce the workload on heating, ventilation, and air conditioning (HVAC) systems. This can lead to more efficient operation, prolong the lifespan of HVAC equipment, and result in lower energy consumption and utility bills.

**Cost Savings from Optimized Energy Use:** Smart ventilation systems can reduce the need for heating or cooling fresh air to indoor temperatures, thanks to their ability to ventilate more during mild weather and less during extreme temperatures. This optimization of energy use translates to substantial cost savings over time.

**Increased Property Value:** Homes and commercial buildings equipped with smart technology, including advanced ventilation systems, are increasingly attractive to buyers and tenants. The inclusion of a smart ventilation system can enhance the property's appeal by offering an innovative approach to indoor air quality and energy efficiency, potentially increasing its market value.

**Reduction in Maintenance Costs:** By operating HVAC systems more efficiently and reducing the demand on these systems, smart ventilation can contribute to decreased wear and tear, leading to lower maintenance costs and fewer repairs over the lifespan of the HVAC equipment.

### Environmental Benefits

**Enhanced Indoor Air Quality with Minimal Energy Use:** Smart ventilation systems improve indoor air quality by ensuring that air exchange is both effective and efficient, minimizing the energy used for ventilation. This contributes to a healthier indoor environment with a reduced environmental footprint.

**Reduction in Greenhouse Gas Emissions:** By optimizing the use of energy for heating, cooling, and ventilating the indoor space, smart ventilation systems can significantly reduce greenhouse gas emissions associated with electricity generation and natural gas combustion.

**Support for Sustainable Building Practices:** The integration of smart ventilation systems into homes and buildings supports broader sustainable building practices by proving how technology can be used to achieve both environmental and health goals.

**Encouragement of Energy-Efficient Technologies:** The adoption of smart ventilation systems can encourage further investment in energy-efficient technologies and renewable energy sources, contributing to a more sustainable and resilient energy ecosystem.

Smart ventilation systems are a forward-thinking solution for managing indoor air quality and comfort, offering optimized air exchange and energy use. These systems not only lead to improved HVAC efficiency, lower utility bills, and enhanced property value but also support environmental sustainability by enhancing indoor air quality with minimal energy use and reducing the overall environmental footprint of heating, cooling, and ventilation processes.

## Interior Door Replacement



This home improvement project involves removing outdated or inefficient doors within a home and installing new ones. The upgrade to more modern or energy-efficient doors can significantly enhance the aesthetic appeal of a home's interior while also improving its thermal insulation. Choosing the right doors can lead to both financial and environmental benefits, making this a worthwhile consideration for homeowners looking to improve their property.

### Financial Benefits

**Enhanced Aesthetic Appeal and Home Value:** Replacing old or outdated interior doors with new, stylish options can transform the look of a home's interior, making it more appealing to current and potential residents. This aesthetic improvement can contribute to an increase in the property's overall value, as well-designed interiors are a key factor in real estate valuation.

**Improved Insulation and Energy Savings:** Energy-efficient interior doors can better insulate rooms, reducing the exchange of heat between different areas of the home. This can be particularly beneficial in homes with HVAC zones, leading to more efficient heating and cooling and, so, lower energy bills.

**Reduced Maintenance and Repair Costs:** New interior doors, especially those made from durable materials, are likely to require less maintenance and fewer repairs than old doors. This can lead to savings over time, as the costs associated with fixing or refinishing old doors are minimized.

**Potential for Increased Marketability:** Homes that feature modern, energy-efficient improvements, including interior door replacements, may be more attractive to buyers. This can increase the home's marketability, potentially leading to a quicker sale at a higher price point.

### Environmental Benefits

**Reduction in Energy Consumption:** By improving the insulation of the home and minimizing unwanted airflow between rooms, energy-efficient interior doors can reduce the demand for heating and cooling. This decreased energy consumption contributes to a lower environmental footprint for the household.

**Lower Greenhouse Gas Emissions:** Reduced energy use for heating and cooling also means lower greenhouse gas emissions, particularly in areas where electricity is generated from fossil fuels. By contributing to decreased energy demand, interior door replacement supports efforts to combat climate change.

**Encourages Use of Sustainable Materials:** Choosing interior doors made from sustainable or recycled materials can further enhance the environmental benefits of this upgrade. Many modern doors are available in eco-friendly materials that reduce the demand for virgin resources and minimize waste.

**Improves Indoor Environmental Quality:** Replacing old doors with new, properly sealed models can also help control indoor pollutants and allergens. This can improve indoor air quality, contributing to a healthier living environment for occupants.

Interior door replacement is a relatively simple yet effective way to enhance a home's appearance, improve its energy efficiency, and increase its value. By carefully selecting doors for their insulation qualities and aesthetic appeal, homeowners can enjoy both financial benefits, such as reduced energy costs and increased property value, and environmental benefits, including lower energy consumption and reduced greenhouse gas emissions.

## Exterior House Painting

This maintenance task involves applying new paint or finish to the home's exterior. Not only does this process refresh the home's appearance, but it also serves as a protective barrier against the elements. Choosing the right paint and application method can significantly affect both the home's aesthetic appeal and its resistance to weather-related damage. Additionally, opting for environmentally friendly paint options can further enhance the benefits of this project.

### Financial Benefits

**Enhanced Curb Appeal and Property Value:** A freshly painted exterior can dramatically improve a home's curb appeal, making it more attractive to potential buyers and visitors. This visual appeal can translate into a higher property value, as homes that look well-maintained are often appraised at higher values.

**Protection Against Weather Damage:** Quality exterior paint provides a protective layer that shields siding from moisture, UV rays, and temperature extremes. This protection can prevent costly damage such as wood rot, fading, and peeling, thereby extending the lifespan of the siding and reducing the need for expensive repairs or replacements.

**Cost Savings Over Time:** Investing in a high-quality exterior painting job can lead to long-term savings. By using durable paint and proper application techniques, the frequency of repainting can be reduced, saving homeowners money on maintenance costs overall.

**Insurance Benefits:** Some homeowners' insurance policies may offer benefits for well-maintained properties, including those with exteriors that are properly painted and protected against potential damage. This can lead to lower insurance premiums or more favorable terms.

### Environmental Benefits

**Reduced Environmental Impact with Low-VOC Paints:** Volatile Organic Compounds (VOCs) are emitted by certain types of paint and can harm both indoor and outdoor air quality. Choosing low-VOC or no-VOC paints minimizes these emissions, reducing the environmental impact of the painting project and contributing to healthier air quality around the home.

**Promotion of Sustainable Practices:** Using eco-friendly paints and materials supports the demand for sustainable products, encouraging manufacturers to produce more environmentally responsible options. This can have a broader positive impact on the environment by promoting practices that reduce pollution and resource consumption.

**Improved Energy Efficiency:** Certain types of exterior paint can reflect more sunlight, reducing the amount of heat absorbed by the home. This can contribute to lower cooling costs in the summer, reducing the home's overall energy consumption and carbon footprint.

**Protection of Natural Resources:** By extending the life of siding and other building materials, exterior painting reduces the need for new materials. This conservation of resources helps reduce the demand for timber, vinyl, and other materials, thereby protecting natural resources and minimizing the environmental impact associated with their production and disposal.

Exterior house painting is a cost-effective way to enhance a home's appearance, protect it from environmental damage, and increase its market value. When undertaken with a focus on using environmentally friendly products, this improvement project can also contribute to a healthier, more sustainable environment.

## Gutter Guard Installation

This preventive measure involves fitting a protective cover over gutter troughs to block leaves, twigs, and other debris while allowing rainwater to flow freely. Gutter guards can be made from various materials, including metal, plastic, or foam, and come in several designs to suit several types of gutters and roofing systems. By preventing clogs and ensuring that gutters function efficiently, gutter guards offer significant financial and environmental benefits.

### Financial Benefits

**Reduced Maintenance Costs and Risks:** Installing gutter guards minimizes the need for frequent gutter cleaning, which can be both costly and hazardous. By reducing the accumulation of debris, homeowners can save on professional cleaning services and mitigate the risks associated with climbing ladders to clean gutters manually.

**Prevention of Water Damage:** Gutter guards help keep proper drainage by preventing blockages that can cause water to overflow and damage the home's foundation, siding, and landscaping. By ensuring that water is effectively channeled away from the home, gutter guards can prevent costly repairs associated with water damage and erosion.

**Prolonged Gutter Lifespan:** By keeping gutters free from debris buildup, gutter guards can prevent rust and corrosion, extending the lifespan of the gutter system. This can lead to savings by delaying the need for gutter repair or replacement.

**Potential Insurance Benefits:** Some insurance policies may offer benefits for taking proactive measures to protect the home against damage, including the installation of gutter guards. This can lead to lower insurance premiums or deductibles, providing added financial savings.

### Environmental Benefits

**Cleaner Rainwater for Harvesting:** For homes equipped with rainwater harvesting systems, gutter guards can improve the quality of collected rainwater by blocking debris. This results in cleaner water that requires less filtration, making the system more efficient and environmentally friendly.

**Reduction in Cleaning Chemicals:** With less debris accumulation, there's a reduced need for cleaning gutters with harsh chemicals that can be harmful to the environment. This minimizes the release of these chemicals into the soil and waterways, contributing to a healthier ecosystem.

**Conservation of Water Resources:** By easing more effective rainwater management and harvesting, gutter guards can contribute to the conservation of water resources. Capturing and using rainwater reduces reliance on municipal water supplies, especially for landscaping and gardening purposes.

**Decrease in Resource Consumption:** The prolonged lifespan of gutters due to the installation of gutter guards means a reduction in the demand for new materials and the energy consumption associated with manufacturing and transporting replacement gutters.

Gutter guard installation is a practical investment in the longevity and efficiency of a home's gutter system, offering protection against potential damage while reducing maintenance requirements. Environmentally, gutter guards support sustainable practices by improving rainwater collection and reducing the need for harmful cleaning chemicals, making them a beneficial addition to eco-conscious households.

## Wireless Home Audio System

This technology offers a modern solution for integrating high-quality sound into various rooms of a home without the need for extensive wiring. Wireless audio systems can include smart speakers, soundbars, and other devices that connect via Wi-Fi, Bluetooth, or other wireless technologies, allowing for seamless streaming of music, podcasts, and other audio content throughout the home. These systems not only enhance the home entertainment experience but also come with potential financial and environmental benefits.

### Financial Benefits

**Enhanced Home Entertainment Options:** A wireless home audio system provides a versatile and high-quality listening experience, allowing users to easily play audio in any part of the house. This can enhance the enjoyment of the home for occupants and guests, adding value to the living experience.

**Increased Property Appeal:** Homes equipped with modern amenities, including advanced entertainment systems like wireless audio, can be more attractive to potential buyers, especially those who value technology and convenience. This can increase the home's marketability and potentially its resale value.

**Cost Savings on Installation:** Compared to traditional wired audio systems, wireless systems can be less expensive to install since they need fewer materials like wires and do not necessitate extensive labor for running wires through walls and ceilings. This can result in lower upfront costs for enhancing a home's audio capabilities.

**Flexibility and Scalability:** Wireless audio systems offer the flexibility to easily add or rearrange speakers without worrying about the constraints of wiring. This scalability can be a cost-effective way to upgrade or expand a home entertainment system over time, according to the homeowner's needs and budget.

### Environmental Benefits

**Reduction in Material Use:** By cutting the need for extensive wiring, wireless home audio systems reduce the demand for copper and plastic used in traditional audio cables. This contributes to conserving natural resources and reducing the environmental impact associated with extracting and processing these materials.

**Energy Efficiency:** Many wireless audio systems are designed with energy efficiency in mind, featuring low standby power consumption and smart features that turn the system off when not in use. This can lead to reduced energy usage compared to older or continuously powered wired systems.

**Support for Sustainable Living:** Integrating a wireless audio system into a smart home setup can contribute to a more sustainable lifestyle. For example, smart speakers can be part of a larger system that manages energy use, lighting, and heating more efficiently, promoting overall energy conservation in the home.

**Decreased Electronic Waste:** The flexibility and scalability of wireless audio systems mean that homeowners can adapt their systems without completely replacing them, potentially reducing electronic waste. Additionally, the longevity and upgradability of quality systems can further minimize their environmental footprint over time.

Wireless home audio systems are a blend of technological innovation and convenience, offering enhanced home entertainment options with financial and environmental benefits. By providing a high-quality audio experience with fewer installation requirements and lower material use, these systems can improve property appeal and support more sustainable home entertainment practices.

## Outdoor Kitchen

This feature transforms outdoor living spaces into functional areas for cooking, dining, and entertainment. An outdoor kitchen can range from a simple grill station to a fully equipped cooking area with appliances like refrigerators, sinks, and built-in grills. By extending the home's usable space into the outdoors, homeowners can enjoy the benefits of all fresco dining and entertainment. Incorporating an outdoor kitchen into a property not only offers financial advantages but also presents opportunities to make environmentally conscious choices.

### Financial Benefits

**Increased Home Value:** Outdoor kitchens are a desirable feature for many homebuyers, especially in climates where outdoor living is possible year-round. By adding functional and aesthetic appeal to outdoor spaces, these kitchens can significantly increase a property's market value and attractiveness to potential buyers.

**Reduced Indoor Cooling Costs:** Cooking indoors during hot weather can increase indoor temperatures, leading to higher use of air conditioning and associated energy costs. By moving the cooking outdoors, homeowners can keep their homes cooler without relying heavily on air conditioning, resulting in savings on utility bills.

**Enhanced Entertainment Options:** An outdoor kitchen expands the home's living and entertainment space, making it ideal for hosting gatherings, parties, and family meals. This can reduce the need for external dining and entertainment venues, offering savings on recreational expenses.

**Long-term Durability:** Investing in high-quality outdoor kitchen components and materials can ensure durability and longevity, reducing the need for frequent replacements or repairs. This can offer long-term financial benefits compared to lower-quality outdoor cooking alternatives.

### Environmental Benefits

**Use of Sustainable Materials:** Outdoor kitchens can be constructed using sustainable, recycled, or low-impact materials for countertops, cabinets, and flooring. Choices like reclaimed wood, recycled metal, and natural stone can minimize the environmental footprint of the kitchen.

**Energy-Efficient Appliances:** Selecting energy-efficient appliances for the outdoor kitchen, such as Energy Star-rated refrigerators and efficient grills, can reduce electricity and gas consumption. This contributes to lower greenhouse gas emissions and overall energy use.

**Reduction in Indoor Energy Consumption:** By avoiding indoor oven use, which can significantly heat up a home, outdoor kitchens help reduce the demand on home cooling systems. This not only lowers energy consumption but also reduces the environmental impact associated with cooling.

**Opportunity for Eco-Friendly Practices:** Outdoor kitchens can be designed to include features like rainwater harvesting systems for washing dishes or watering adjacent gardens, composting bins for food waste, and herb gardens for fresh, sustainable cooking ingredients.

An outdoor kitchen is a valuable addition to a home, offering both financial and environmental advantages. By enhancing outdoor living and entertainment options, reducing indoor cooling costs, and incorporating sustainable design elements, homeowners can increase their property's value and appeal while supporting a more sustainable lifestyle.

## Conservatory or Sunroom Addition

This home improvement project involves creating a glass-enclosed space attached to the house, designed to allow abundant natural light. Often used as added living space, a conservatory or sunroom can serve various functions, such as a lounge area, a greenhouse for plants, or a dining space. This addition not only enhances the aesthetic and functional appeal of a home but also offers potential financial and environmental benefits by using natural resources like sunlight.

## Financial Benefits

- A. **Increased Property Value:** Adding a conservatory or sunroom increases the usable square footage of a home, making it more attractive to potential buyers. This can significantly boost the property's market value, as buyers often value homes with unique features that enhance living quality.
- B. **Reduced Heating Costs:** With proper design, a conservatory or sunroom can capture and keep heat from the sun during cooler months, acting as a natural heating source. This passive solar heating can reduce the reliance on conventional heating systems, leading to potential savings on energy bills.
- C. **Enhanced Appeal for Rental Properties:** For rental properties, the addition of a conservatory or sunroom can make the property more appealing to tenants looking for unique and luxurious features, potentially allowing for higher rental rates.
- D. **Cost Savings on Lighting:** The abundant natural light in a conservatory or sunroom reduces the need for artificial lighting during the day, potentially lowering electricity costs associated with indoor lighting.

## Environmental Benefits

- A. **Maximizes Natural Light:** By making extensive use of glass to allow sunlight to penetrate the interior, conservatories and sunrooms reduce the need for artificial lighting, decreasing electricity consumption and the environmental impact associated with energy production.
- B. **Encourages Passive Solar Heating:** The design of a conservatory or sunroom can effectively capture and store heat from the sun, a renewable energy source. This passive solar heating technique helps reduce reliance on fossil fuels for heating, lowering greenhouse gas emissions.
- C. **Promotes Connection with the Outdoors:** Conservatories and sunrooms can encourage a closer connection to the natural environment by blurring the lines between indoor and outdoor spaces. This connection can foster a greater appreciation for and commitment to environmental conservation among homeowners.
- D. **Opportunity for Sustainable Construction:** The construction of a conservatory or sunroom offers an opportunity to use sustainable materials and eco-friendly construction practices. For example, using recycled or sustainably sourced materials for the structure and energy-efficient glass can minimize the environmental footprint of the addition.

Adding a conservatory or sunroom to a home is a multifaceted investment that can enhance property value and living quality while promoting energy efficiency and environmental sustainability. Through the strategic use of design and materials, this addition can offer significant benefits, making it an attractive option for homeowners looking to expand their living space in an eco-friendly manner.

## Laundry Room Update

This home improvement project goes beyond aesthetic enhancements to include the installation of modern, energy-efficient appliances and the incorporation of eco-friendly design elements. Updating a laundry room can transform this often-overlooked space into a more functional, efficient, and pleasant area of the home. With a focus on sustainability and efficiency, homeowners can enjoy both financial and environmental benefits.

## Financial Benefits

- A. **Reduced Utility Costs:** By upgrading to energy-efficient washing machines and dryers, homeowners can significantly reduce the amount of water and electricity, or gas used per laundry cycle. Over time, these savings on utility bills can add up, offsetting the first investment in new appliances.
- B. **Increased Home Value:** A modern and well-designed laundry room can be a strong selling point, appealing to potential buyers who value convenience and sustainability. This appeal can increase the overall resale value of the home, making the laundry room update a worthwhile investment.
- C. **Enhanced Durability and Reduced Maintenance:** Modern laundry appliances are often designed with durability in mind, requiring less maintenance and fewer repairs over their lifespan compared to older models. This can lead to added savings, as the cost and hassle of servicing outdated appliances are minimized.
- D. **Savings on Laundry Supplies:** High-efficiency washers use less detergent and fabric softener than traditional models. This more efficient use of laundry supplies can contribute to lower ongoing costs for these products.

## Environmental Benefits

- A. **Water Conservation:** Energy-efficient washing machines use significantly less water than older models, conserving this vital resource. Water conservation is especially important in areas prone to drought or where water resources are limited.
- B. **Reduced Energy Consumption:** High-efficiency dryers and washing machines are designed to use less electricity or gas, lowering the household's carbon footprint. When powered by renewable energy sources, the environmental impact of doing laundry can be further reduced.
- C. **Minimized Detergent Runoff:** Using less detergent not only saves money but also reduces the amount of chemical runoff entering water ecosystems. High-efficiency machines are designed to maximize cleaning power with minimal detergent, mitigating the potential harm to aquatic life and water quality.
- D. **Promotion of Sustainable Practices:** An updated laundry room can include more than just efficient appliances; it can also feature eco-friendly design elements like natural lighting, recycled or sustainable building materials, and proper insulation. Together, these features promote a more sustainable lifestyle and encourage environmentally responsible habits.

Updating a laundry room is an opportunity to enhance the functionality and aesthetic appeal of a home while also making strides toward greater sustainability. By investing in modern, efficient appliances and incorporating eco-friendly design choices, homeowners can enjoy reduced utility costs, contribute to environmental conservation, and potentially increase their home's value and appeal in the real estate market.

## Charging Station for Multiple Devices

This home improvement involves setting up a dedicated area where various electronic devices such as smartphones, tablets, laptops, and wearable technology can be charged simultaneously. A well-designed charging station not only organizes cables and devices, cutting clutter, but also optimizes the charging process to be more energy efficient. Implementing a centralized charging solution offers tangible financial and environmental benefits, making it an appealing addition for modern, connected households.

## Financial Benefits

- A. **Reduction in Electricity Waste:** Traditional chargers can continue to draw power when left plugged into an outlet, even if they're not actively charging a device. A centralized charging station, especially one designed to cut off power when devices are fully charged or when not in use, can significantly reduce this standby power consumption, leading to savings on electricity bills.
- B. **Appeal to Tech-Savvy Buyers:** Homes equipped with modern conveniences, including built-in charging stations, can be particularly appealing to prospective buyers who value technology and efficiency. This feature can be a selling point, potentially increasing the home's marketability and resale value.
- C. **Durability and Cost Savings:** High-quality charging stations are designed to be durable and reliable, potentially reducing the need to replace individual chargers frequently. This can save money over time, as well as reduce the frustration and inconvenience of dealing with faulty or lost chargers.
- D. **Efficiency in Charging:** Some charging stations are designed to charge devices faster than standard chargers, which can be a time-saver for busy households. Efficient charging can also contribute to lower energy use per charge, compounding the financial benefits.

## Environmental Benefits

- A. **Minimized Electricity Usage:** By reducing standby power consumption and perfecting the charging process, efficient charging stations can lower the amount of electricity used to charge devices. This contributes to a reduction in the household's overall energy consumption and carbon footprint.
- B. **Reduced Electronic Waste:** Centralized charging stations can help decrease the demand for buying multiple individual chargers, reducing electronic waste. This is especially important as electronic waste is a growing environmental concern due to the harmful substances it can have.
- C. **Encouragement of Responsible Charging Habits:** Having a designated charging area can promote more mindful usage and charging of devices, encouraging users to charge only when necessary and to disconnect devices once charged. This can further reduce energy consumption and extend the lifespan of devices' batteries.
- D. **Compatibility with Renewable Energy:** For homes powered by renewable energy sources, such as solar panels, a centralized charging station can be an effective way to ensure that the energy used for charging devices is sourced sustainably, further decreasing the environmental impact.

Incorporating a charging station for multiple devices into a home offers a practical solution for managing technology while reducing electricity waste and supporting environmental sustainability. This feature not only provides financial savings by minimizing unnecessary power consumption but also appeals to environmentally conscious and tech-savvy individuals looking to minimize their ecological footprint.

## Keyless Entry Systems



These modern security solutions allow homeowners to unlock and lock their doors without traditional keys. Instead, access is granted through numerical codes, smartphones, biometric scans, or security tokens. Keyless entry systems offer enhanced security features, such as the ability to change access codes easily, track entry and exit times, and even remotely control and check door locks. These systems can significantly enhance home security, convenience, and efficiency, offering notable financial and environmental advantages.

## Financial Benefits

- A. **Lower Home Insurance Rates:** The enhanced security provided by keyless entry systems can potentially lower home insurance premiums. Insurance companies often recognize the added security these systems provide against unauthorized entry, which can reduce the risk of theft and damage.
- B. **Savings on Lock Changes and Key Duplication:** Traditional lock-and-key systems can incur significant costs over time due to the need for lock changes, key duplications, and locksmith services, especially in situations where keys are lost, or security is compromised. Keyless systems cut these expenses by allowing homeowners to simply reset access codes or revoke access rights as needed, without the need for physical alterations to the locking mechanism.
- C. **Increased Property Value and Appeal:** Homes equipped with modern security features like keyless entry systems are often more attractive to potential buyers, especially those who value technology and convenience. This can increase the property's appeal and potentially its market value, making it a desirable feature in competitive real estate markets.

## Environmental Benefits

- A. **Reduction in Metal Waste:** Traditional keys and locks are made from metals, which require significant energy and resources to produce. Keyless entry systems reduce the demand for physical keys and the need to replace locks, thereby contributing to less metal waste and conserving resources.
- B. **Encourages Electronic Recycling:** As keyless entry systems evolve and homeowners upgrade their systems, there's an opportunity to promote electronic recycling practices. Proper disposal and recycling of outdated electronic components can help minimize electronic waste, encouraging a more sustainable approach to home security.
- C. **Less Resource Use in Manufacturing:** By diminishing the need for multiple physical keys and frequent lock changes, keyless entry systems can lead to lower demand for the raw materials and energy used in manufacturing these metal components. This contributes to overall resource conservation and a reduction in the environmental impact associated with metal extraction and processing.
- D. **Integration with Smart Home Systems:** Keyless entry systems often form part of broader smart home solutions, which can perfect energy use, reduce waste, and improve overall sustainability. For example, integrating keyless entry with smart lighting or climate control systems can enhance energy efficiency and reduce unnecessary consumption.

Keyless entry systems are a forward-thinking solution that aligns with modern security, convenience, and sustainability goals. By offering enhanced security and cutting the need for physical keys, these systems provide financial savings and contribute to environmental conservation, making them a valuable addition to any home.

## High-Tech Pet Doors

These innovative devices offer controlled access for pets, allowing them to enter and exit the home without human aid. Unlike traditional pet doors, high-tech versions often feature automated locking mechanisms, controlled by microchips, RFID tags, or magnetic keys attached to the pet's collar. This technology ensures that only authorized pets can use the door, preventing wildlife or stray animals from entering the home. High-tech pet doors are designed with convenience and energy efficiency in mind, offering both financial and environmental benefits.

## Financial Benefits

- A. **Improved Home Energy Efficiency:** By minimizing unnecessary open-door air exchange, automated pet doors can significantly reduce the loss of heated or cooled air. This selective access helps keep consistent indoor temperatures, leading to lower energy consumption and savings on heating and cooling costs.
- B. **Reduced Wear and Tear on HVAC Systems:** With less demand for constant temperature adjustments due to air leaks, HVAC systems experience reduced wear and tear. This can extend the lifespan of heating and cooling units, saving homeowners on repair and replacement costs.
- C. **Enhanced Property Value:** Homes equipped with modern, high-tech features, including pet doors, can appeal to potential buyers, especially pet owners looking for convenience and innovation. This added amenity can increase the home's marketability and potentially its resale value.
- D. **Savings on Pet Care:** High-tech pet doors can also lead to savings on pet care by allowing pets the freedom to go outside as needed, potentially reducing the need for pet walking services during the day.

## Environmental Benefits

- A. **Reduction in Energy Consumption:** By keeping more consistent home temperatures and reducing the need for frequent heating and cooling adjustments, high-tech pet doors contribute to lower overall energy consumption. This reduction supports environmental sustainability by decreasing the home's carbon footprint.
- B. **Encourages Responsible Pet Ownership:** Automated pet doors allow pets to enjoy the outdoors while minimizing the risk of them bringing in wildlife or getting lost. This controlled access supports biodiversity and reduces the potential for pets to negatively affect local wildlife populations.
- C. **Compatibility with Green Building Practices:** High-tech pet doors can be integrated into homes designed with energy efficiency in mind, complementing other green building practices such as advanced insulation and energy-efficient windows. This holistic approach to home design promotes a more sustainable living environment.
- D. **Promotion of Sustainable Technology:** The adoption of high-tech pet doors encourages the development and use of sustainable technologies within the home. By choosing products that offer both convenience and energy efficiency, homeowners can contribute to a market demand for environmentally friendly innovations.

High-tech pet doors are a practical and innovative solution for pet owners, offering improved convenience, home security, and energy efficiency. These advanced access points contribute to significant financial savings through reduced heating and cooling costs and enhanced property value while promoting environmental sustainability by minimizing energy consumption and supporting responsible pet ownership.

## Soundproofing Walls and Floors

This home improvement process involves the installation of materials designed to reduce the transmission of sound between rooms or from the outside environment into the home. Effective soundproofing can transform living spaces into quieter, more serene environments, free from unwanted noise pollution. This can be particularly valuable in urban areas, multi-family housing, or homes near busy streets. Implementing soundproofing measures offers both financial and environmental benefits, making it an attractive option for enhancing home comfort and efficiency.

## Financial Benefits

- A. **Enhanced Living Conditions and Property Value:** Soundproofing can significantly improve the quality of life within a home by creating a quieter, more peaceful environment. This improvement in living conditions can be a key selling point, potentially increasing the property's appeal to buyers and, as a result, its market value.
- B. **Attractiveness to Specific Buyer Segments:** For potential buyers who work from home, have young children, or are particularly sensitive to noise, soundproofed properties can stand out from the competition. This can make the home more desirable and possibly expedite the selling process.
- C. **Savings on Energy Bills:** Soundproofing materials often have the added benefit of providing thermal insulation. By reducing the exchange of air and improving the home's ability to keep consistent temperatures, homeowners can see a reduction in heating and cooling costs.
- D. **Reduced Noise Complaints and Liability:** In multi-family housing or rental properties, soundproofing can minimize noise complaints between tenants, potentially reducing the landlord's liability and improving tenant retention rates.

## Environmental Benefits

- A. **Improved Energy Efficiency:** The added insulation provided by soundproofing materials can lead to more efficient use of energy within the home. By reducing the demand for heating and cooling, soundproofing contributes to lower energy consumption and a smaller carbon footprint.
- B. **Use of Sustainable Materials:** Many modern soundproofing materials are made from recycled or eco-friendly sources, such as recycled cotton, cellulose, and natural fibers. Choosing these materials for soundproofing projects supports sustainability and reduces the environmental impact associated with the production and disposal of soundproofing materials.
- C. **Enhancement of Indoor Environmental Quality:** By blocking external noise pollution, soundproofing can contribute to a more comfortable and healthier indoor environment. This can indirectly encourage residents to spend more time indoors, reducing vehicle use and associated emissions.
- D. **Promotion of Green Building Practices:** Incorporating soundproofing into home design and renovation projects can be part of a broader commitment to green building practices. By valuing both environmental efficiency and occupant comfort, homeowners and builders can promote a holistic approach to sustainable living.

Soundproofing walls and floors are a strategic investment in the comfort, value, and environmental sustainability of a home. By improving living conditions, increasing property appeal, and enhancing energy efficiency, soundproofing projects offer tangible benefits for homeowners and the environment alike.

## Decorative Exterior Shutters

These elements serve as an aesthetic enhancement to the exterior of homes, adding character and style. While primarily installed for their visual appeal, shutters can also be functional, designed to close over windows for protection against weather elements, such as sunlight, wind, and rain. Whether purely decorative or functional, exterior shutters can offer significant financial and environmental benefits, making them a worthwhile consideration for homeowners looking to improve their property.

## Financial Benefits

- A. **Enhanced Curb Appeal and Property Value:** Adding decorative exterior shutters can significantly enhance a home's curb appeal, creating a visually appealing and distinctive look. This aesthetic improvement can make the property more attractive to potential buyers, potentially increasing its market value.
- B. **Protection Against Weather Damage:** For functional shutters, the ability to protect windows from storm damage, debris, and excessive wind can lead to savings on repair and replacement costs. This protection can be particularly valuable in regions prone to severe weather, reducing the potential budgetary impact of storms.
- C. **Reduced Cooling Costs:** Functional shutters that block direct sunlight can help keep homes cooler during hot weather, reducing the reliance on air conditioning. This natural cooling method can lead to lower energy bills, providing financial savings during warmer months.
- D. **Increased Privacy and Security:** Shutters can also offer increased privacy and an added layer of security, features that can be appealing to homeowners and potential buyers alike. This can contribute to the overall desirability and value of the property.

## Environmental Benefits

- A. **Conservation of Energy:** By reducing the amount of direct sunlight entering a home, functional shutters can lower indoor temperatures naturally, decreasing the need for air conditioning. This conservation of energy contributes to a reduction in the home's carbon footprint and supports efforts to combat climate change.
- B. **Sustainable Material Use:** Decorative and functional shutters can be made from a variety of materials, including wood from sustainably managed forests, recycled plastics, or other eco-friendly materials. Choosing shutters made from sustainable sources can minimize the environmental impact of their production and disposal.
- C. **Reduction in Greenhouse Gas Emissions:** The energy savings achieved by reducing air conditioning use not only help homeowners financially but also environmentally by decreasing greenhouse gas emissions associated with electricity generation.
- D. **Enhancement of Local Ecosystems:** For homes in hot climates, reducing the need for air conditioning also reduces the heat exhaust released into the environment, which can contribute to the urban heat island effect. By mitigating this effect, functional shutters can help keep more natural local temperature balances, benefiting local ecosystems.

Decorative exterior shutters, particularly when designed to be functional, offer a blend of aesthetic appeal, financial savings, and environmental benefits. By enhancing curb appeal and property value, providing protection against weather damage, and conserving energy, shutters are a smart investment for homeowners looking to improve their properties in both form and function.

## Egress Window for Basement

This home improvement project involves adding a window large enough for an adult to exit through in case of an emergency. Egress windows are required by building codes for all living spaces in the basement to ensure safety. Beyond the primary purpose of safety, egress windows also allow natural light and air to enter the basement, transforming it into a more pleasant and livable space. The installation of an egress window brings significant financial and environmental benefits.

## Financial Benefits

**Increased Property Value and Usability:** Adding an egress window can significantly increase a home's market value by converting the basement into a legal living space. This addition effectively increases the home's usable square footage, making the property more attractive to potential buyers and possibly leading to a higher selling price.

**Expanded Living Space Without Major Construction:** By making the basement a legal living area, homeowners can add bedrooms, home offices, or rental units without the need for extensive renovations or additions to the home's footprint. This can be a cost-effective way to expand living space and functionality.

**Potential Rental Income:** For homeowners looking to generate added income, an egress window makes it possible to rent out basement spaces as apartments, complying with legal requirements for safety and ventilation.

**Reduced Insurance Premiums:** Some insurance companies may offer lower premiums for homes that adhere to safety regulations, including the installation of egress windows in basement living areas. This compliance can reduce the risk of injury claims, potentially lowering insurance costs.

## Environmental Benefits

- A. **Enhanced Natural Lighting and Ventilation:** Egress windows allow more natural light to enter the basement, reducing the need for artificial lighting during the day. This can lead to significant energy savings, lowering the home's overall electricity consumption.
- B. **Improved Air Quality:** With the ability to open egress windows, homeowners can improve air circulation in the basement, reducing the reliance on mechanical ventilation systems and contributing to better indoor air quality. This natural ventilation helps minimize the energy used for air conditioning and air filtering systems.
- C. **Energy Efficiency:** Modern egress windows are often designed with energy efficiency in mind, featuring double or triple glazing, low-E coatings, and insulated frames. These features can minimize heat transfer, keeping more consistent indoor temperatures and further reducing heating and cooling demands.
- D. **Support for Sustainable Living:** By improving the livability and safety of basement spaces without significant construction, egress windows support sustainable home improvement practices. This approach maximizes the use of existing spaces within the home's footprint, reducing the need for added materials and resources typically associated with expansions or new constructions.

Installing an egress window in the basement is a strategic investment that enhances the safety, functionality, and value of a home. It not only increases the property's appeal and potential for expanded use but also promotes energy savings and environmental sustainability through improved natural lighting, ventilation, and energy-efficient design.

## Updated Stair Railings

Updating stair railings not only revitalizes the interior design of a home but also incorporates modern safety standards, which can significantly enhance the property's appeal and value. This improvement project can be tailored to reflect the homeowner's style and the architectural character of the home, ranging from sleek, contemporary designs to more traditional or ornate styles. By focusing on both aesthetic enhancement and safety upgrades, homeowners can achieve a balance that appeals to a broad market, potentially increasing the home's resale value.

## Financial Benefits

- A. **Boost in Property Value:** An aesthetically pleasing and modern stair railing system can serve as a key interior design feature, enhancing the overall look and feel of a home. This update can make the property more attractive to potential buyers, often resulting in a higher market value.
- B. **Market Appeal:** Homes with updated features, including stair railings that combine style with functionality, tend to stand out in the real estate market. Improved aesthetics and safety features make the property appealing to a wider audience, including families concerned about safety and individuals with an eye for design.
- C. **Reduced Insurance Premiums:** Incorporating modern safety features in stair railings may lead to reductions in homeowners' insurance premiums. By minimizing the risk of accidents and falls, updated railings can be seen as a proactive measure to reduce potential liability claims.
- D. **Cost Savings on Future Renovations:** Investing in high-quality materials and design for stair railings can minimize the need for future updates or replacements. Durable and timeless designs ensure that the railings stay stylish and functional over time, reducing long-term maintenance and renovation expenses.

## Environmental Benefits

- A. **Sustainable Material Use:** Opting for stair railings made from sustainable or recycled materials significantly reduces the environmental footprint of the renovation project. Materials such as reclaimed wood, recycled metal, or sustainably sourced timber from certified forests are environmentally friendly options that do not compromise on quality or aesthetics.
- B. **Local Sourcing:** Choosing materials that are locally sourced reduces transportation emissions associated with the project. Supporting local businesses and reducing the carbon footprint associated with shipping materials from distant locations contribute to a more sustainable renovation practice.
- C. **Energy Efficiency:** Some stair railing designs allow for increased natural light penetration or improved air circulation within a home. This can indirectly contribute to energy savings by reducing the need for artificial lighting and cooling, further enhancing the environmental benefits of the renovation.
- D. **Minimization of Waste:** By selecting durable materials and timeless designs, homeowners can reduce the likelihood of future replacements or updates, minimizing waste generation over time. Additionally, recycling or repurposing old railings where possible contributes to waste reduction efforts.

Updating stair railings is a strategic improvement that offers significant financial and environmental benefits. It not only enhances the aesthetic appeal and safety of a home, potentially increasing its market value and appeal to buyers, but also offers an opportunity to make environmentally conscious choices through the selection of sustainable materials and designs.

## Smart Leak Detectors

These innovative devices are designed to check water flow and identify leaks within a home's plumbing system. By connecting to the home's Wi-Fi network, smart leak detectors can send instant notifications to a homeowner's smartphone or other devices when a leak is detected, allowing for immediate action to prevent further damage. These detectors can be installed in areas prone to leaks, such as under sinks, near water heaters, and behind washing machines, offering peace of mind and protection against water damage. The integration of smart leak detectors into a home's water system offers both financial and environmental benefits, enhancing the property's value and contributing to sustainable water management practices.

## Financial Benefits

- A. **Savings on Water Bills:** Smart leak detectors can find even small leaks early, preventing the wastage of substantial amounts of water. By addressing leaks promptly, homeowners can avoid the excessive costs associated with unexplained increases in water bills due to undetected leaks.
- B. **Prevention of Costly Repairs:** Water leaks can cause considerable damage to a home's structure, foundation, and personal possessions. By detecting leaks early, smart leak detectors can help homeowners take swift action to fix the issue, potentially saving thousands of dollars in water damage repairs and mold remediation costs.
- C. **Increased Home Value:** Homes equipped with smart home technologies, including leak detectors, are often more appealing to tech-savvy buyers and those concerned about home maintenance and sustainability. The added convenience and protection offered by these devices can increase the property's marketability and resale value.
- D. **Reduced Insurance Premiums:** Some insurance companies offer discounts or incentives for homes that incorporate preventive technologies like smart leak detectors. By reducing the risk of water damage, these devices can lead to lower homeowners' insurance premiums.

## Environmental Benefits

- A. **Water Conservation:** By quickly finding and allowing for the repair of leaks, smart leak detectors play a critical role in conserving water. This is particularly important in regions facing water scarcity, helping to ensure that every drop is used efficiently and responsibly.
- B. **Protection of Local Water Resources:** Preventing leaks reduces the demand on municipal water supplies and helps protect local water resources. Efficient water use contributes to the sustainable management of these vital ecosystems, supporting biodiversity and reducing the strain on water treatment facilities.
- C. **Reduction in Energy Consumption:** The production and distribution of potable water requires significant amounts of energy. By minimizing water wastage through leak detection, smart leak detectors indirectly contribute to reducing the energy consumption and greenhouse gas emissions associated with water treatment and distribution.
- D. **Promotion of Sustainable Living:** Incorporating smart leak detectors into a home encourages a more sustainable lifestyle, raising awareness about the importance of water conservation and the impact of leaks on both the environment and utility costs.

Smart leak detectors are a valuable addition to any home, offering the dual benefits of protecting the property from water damage and contributing to environmental sustainability. By using technology to monitor and manage water use more efficiently, homeowners can enjoy significant financial savings, enhanced property value, and the satisfaction of contributing to global water conservation efforts.

# Overview:

Creating an overview of the most profitable home improvements from the discussions involves highlighting those that not only increase the property's market value but also offer significant savings or financial benefits through efficiency, reduced maintenance costs, or other means. While the profitability of each improvement can vary based on local market conditions, the overall appeal to potential buyers, and the first investment required, here are some of the improvements that stand out as particularly profitable:

**Energy-Efficient Appliances:** Reducing utility bills and appealing to environmentally conscious buyers, energy-efficient appliances offer both immediate and long-term savings, enhancing the home's marketability.

**Solar Panel Installation:** Offers significant reduction in electricity bills and potential earnings through net metering. Tax incentives and increased property value make this a lucrative upgrade.

**High-Efficiency HVAC System:** Improves energy efficiency, leading to lower energy bills. Modern systems are attractive to buyers, potentially increasing home value.

**Smart Home Technology Integration:** Automates and perfects energy use, appealing to tech-savvy buyers and reducing utility costs, which can make the home more attractive and valuable.

**Updated Kitchen and Bathrooms:** These are high on buyers' priority lists, and modern, efficient updates here can significantly boost a home's appeal and resale value.

**Exterior Makeovers (Painting, Siding, Roofing):** Enhancing curb appeal can significantly increase a home's market value, making it more attractive to potential buyers.

**Window Replacement:** Energy-efficient windows improve insulation, reducing energy bills and increasing buyer appeal, especially in extreme climates.

**Addition of a Deck or Patio:** Extends living space and improves outdoor appeal, offering a good return on investment by increasing usable square footage.

**Basement or Attic Conversion:** Increases the functional living space of a home, making previously unused square footage valuable and appealing to potential buyers.

**Landscaping and Outdoor Improvements:** First impressions matter, and well-executed landscaping can dramatically increase a home's curb appeal and market value.

**Smart Leak Detectors:** Prevent costly water damage and conserve water, offering both financial savings and environmental benefits that are attractive to buyers.

**Seismic Retrofitting:** Especially in earthquake-prone areas, this can significantly increase a property's desirability by ensuring its safety and integrity.

**Updated Stair Railings:** Improves safety and aesthetics, enhancing the home's interior appeal and potentially its market value.

These improvements are a mix of aesthetic upgrades, energy efficiency enhancements, and functional living space expansions. The profitability of each project can depend on a variety of factors, including the current state of the home, the specific needs and preferences of the local real estate market, and the overall investment needed for the improvement. Prioritizing projects that align with sustainable living and energy efficiency tends to offer both immediate and long-term financial benefits, making these particularly profitable ventures for homeowners.

## Unlocking Your Connecticut Home's



# Potential with Steve Schappert

When it comes to selling your home in Connecticut, choosing the right real estate broker can make all the difference. Steve Schappert isn't just any broker; he brings a unique blend of expertise to the table, combining years of experience as a decorator, renovation contractor, and builder with his real estate acumen. Here's why calling Steve Schappert is the best move for your Connecticut home sale.

## Comprehensive Expertise

- **Market Savvy:** With his extensive background in real estate, Steve understands the Connecticut market inside and out. He knows what buyers are looking for and how to position your home to sell quickly and at the best possible price.
- **Design Eye:** As a seasoned decorator, Steve can advise on staging your home to highlight its best features. His expert eye for design ensures that your home will make a strong first impression on potential buyers, both online and in person.
- **Renovation Insight:** Steve's experience as a renovation contractor and builder allows him to find which updates and repairs will most significantly boost your home's value. He can suggest practical improvements that appeal to buyers and provide a solid return on investment.

## The Triple Threat Advantage

- **Strategic Pricing:** Using his comprehensive understanding of the market and the intrinsic value added through design and renovation, Steve strategically prices your home to attract serious buyers.
- **Targeted Improvements:** Instead of suggesting blanket upgrades, Steve finds specific, impactful changes that will make your home more attractive to potential buyers. This targeted approach maximizes your budget and enhances your home's appeal without unnecessary expenses.
- **Seamless Process:** From listing to closing, Steve orchestrates the entire process with precision and care. His ability to oversee renovations, stage homes for sale, and navigate the complexities of real estate transactions ensures a seamless and stress-free experience for sellers.

## Why Call Steve Schappert Now?

**Local Knowledge, Global Reach:** Steve combines deep local market knowledge with a broad network of potential buyers, both locally and from outside the state. This extensive reach increases the visibility of your property and the likelihood of a quick sale.

**Personalized Service:** Steve understands that selling your home is a personal journey. He offers customized service that respects your needs and goals, ensuring that you feel supported and informed every step of the way.

**Proven Track Record:** Steve's unique skill set not only sets him apart but has also led to a proven track record of successful sales in Connecticut. His comprehensive approach to selling homes results in satisfied sellers and happy new homeowners repeatedly.

**In Conclusion:** Selling your home requires more than just listing it on the market. It demands a strategic approach that considers every aspect of the property—from its market positioning to its physical condition and aesthetic appeal. Steve Schappert offers a one-of-a-kind combination of skills that can unlock your home's true potential and achieve a successful sale. If you're considering selling your Connecticut home, calling Steve Schappert now could be the best decision you make. If you live in CT Call Steve Schappert for a free consultation. 203-994-3950

## Testimonials & Reviews

## **for Steve Schappert**

### **Here's a list of people whom I have helped buy or sell a home, and what they said about working with me:**

"I work for the number 2 commercial real estate professional services company globally. Therefore, I have interacted with thousands of folks in the industry. Steve is the ONLY person my wife and I trusted to find our personal dream home, discuss residential market trends with and basically completely trust. I suggest you give Steve a call, it will be time well served." -Stan Bernard, Senior Director, IT Services @ JLL.

"I am blessed to have worked with Steve; he was very attentive to me in my home buying journey. Steve absolutely knows real-estate and was great at explaining everything I needed to know. He is kind and went above and beyond for me, even taking me to Home Depot and hanging blinds in all the windows in the house for me and so much more. I would recommend him to my friends and family, and I would work with him again given the Opportunity." -Tracy Thompson

"I have been working with Steve for a long time and it never ceases to amaze me with his breadth of knowledge of all things real estate. Whether it's looking for your dream home or investing, he can add value to your decision making." - Don Altland

"Steve was an awesome realtor he came out many times to help us prep our house and gave us a lot of suggestions and even put in the leg work ... Would highly recommend. Also, I've read his book. it goes along with how he helps." - Shawn Kennedy

"For the past several months, I've been trying to buy a home. It has been extremely challenging, frustrating, and heartbreaking. The only good thing that has come out of it (so far...hopefully I will net a new home) has been my real estate agent, Steve Schappert of CT Real Estate. He's gone through great lengths, he's been on our side, he's not pushed us into any house, he is patient, a negotiator, he knows real estate and he knows how houses are built because he was a builder in his day.

It's a tough market out there and I highly recommend his services. I thought I could do it on my own, but I am glad he's on my side. If you are ever looking to buy a house anywhere in CT (he travels and he knows a lot), I recommend him whole heartily. He has dropped everything to go see a house or meet with attorneys or whatever is needed. Call him up, test him out, if you like him, he can show you ways to save money. His main focus is on buyers." - Ted Ferik

"Best realtor I dealt with kept me informed on everything he was doing even before we sold the house, He put it on the market it sold fast, if you're looking for a realtor Company I highly recommend!!!!" - Keith Simon

"Steve loves what he does and goes above and beyond to ensure that each and every client is satisfied and provides spectacular insight. In addition, he is an exceptional, trustworthy and a straightforward individual. Steve continues to dedicate his life to making sure every client gets the utmost, top-quality service." - Lauren Jolly

"Steve from Connecticut Real Estate was incredibly helpful in getting me and my husband our new home. He was extremely knowledgeable and could answer every question we had. He made the entire process easy to understand and we knew we could trust him every step along the way." -Lauren Arsenault

"Steve was a heaven sent I was in search of a home for months with so many other realtors who was just not listening to my needs and wants and what was best for children. and after 2 months of meeting with him he heard me and respected my wishes he didn't want to just sell me a home because he could he gave me solid Advice that's made sense for my family. We closed on my house in Torrington wishing two months of meeting him. he is the absolute best would recommend him to any one ..." -Soskia Brown-Cox

## **Here's How You Can Get Free Professional-Quality**

# Pictures to Market Your Home

Most buyers “view” your home for the first time when they see it online. The pictures they see form their “first impression” of your home. As you know, first impressions matter! This is why professional-quality pictures are so important to your sale. If the buyers like your home — based on the pictures they see online — they are more likely to schedule a showing. But, if they don’t like them, they are less likely to schedule a showing — and, that’s a potential buyer you miss out on.

Because pictures are so important, I’m offering to take free professional-quality photos of your home. You can use these pictures to market your home for sale by owner. This is 100% free with no obligation — provided you only use them to market your home by owner. Now, I’m sure you’re thinking, “Why would a Realtor offer me this for free? It doesn’t make any sense.”

Here’s why. It’s like when you go to the grocery store, and someone offers you free samples. They give you the food samples, whether you buy more food from them. That’s why I’m giving away the pictures. They are a free sample of what I can do to sell your home.

So, if you’d like free professional-quality photos of your home, give me a call on 203-994-3950.

We’ll schedule a time that works for both of us for me to come and take pictures of your home. I look forward to helping you!

Best Regards, Stephen Schappert

Steve Schappert  
Connecticut Real Estate Brokerage LLC.  
Broker@CTREB.com  
203-994-3950

# Comprehensive Real Estate Glossary

## A

- **Adjustable-Rate Mortgage (ARM):** A mortgage with an interest rate that changes over time based on an index.
- **Agent:** A licensed professional who stands for buyers or sellers in real estate transactions.
- **Amortization:** The process of paying off a debt over time through regular payments.
- **Appraisal:** An expert estimate of the value of a property.
- **Appreciation:** An increase in the value of a property over time.
- **Assessment:** The determination of the property value for tax purposes.
- **Assumable Mortgage:** A mortgage that can be taken over ("assumed") by the buyer when a home is sold.
- **Attachment:** A legal seizure of property to force payment of a debt.

## B

- **Balloon Mortgage:** A mortgage with low first payments but a large payment due at the end of the term.
- **Bankruptcy:** A legal process for dealing with debt problems of individuals and businesses.
- **Binder:** A preliminary agreement secured by the payment of an earnest money deposit, under which a buyer offers to buy real estate.
- **Bridge Loan:** Short-term financing used until a person or company secures permanent financing.
- **Broker:** A person or company licensed to buy, sell, exchange, or lease real property for others and to charge a fee for these services.
- **Buydown:** A financing technique to lower the interest rate on a mortgage for a temporary period.

## C

- **Capital Gain:** Profit from the sale of property or an investment.
- **Chain of Title:** The sequence of historical transfers of title to a property.
- **Closing:** The last step in executing a real estate transaction.
- **Closing Costs:** Expenses over and above the price of the property in a real estate transaction.
- **Commission:** A fee charged by a broker or agent for their service.
- **Comparative Market Analysis (CMA):** An estimate of a home's value compared with others.
- **Contingency:** A condition that must be met before a contract becomes legally binding.
- **Conventional Mortgage:** A home loan that is not insured or guaranteed by the federal government.
- **Covenant:** A clause in a contract that binds or restricts the parties and which, if violated, can result in legal action.

## D

- **Deed:** The official document transferring ownership from seller to buyer.
- **Default:** Failure to fulfill a legal obligation or agreement.
- **Depreciation:** A decrease in the value of a property due to wear and tear, age, or other factors.
- **Down Payment:** A first payment made when something is bought on credit.
- **Due Diligence:** The process of thoroughly investigating a property before purchase.

## E

- **Easement:** A right to use the property of another for a specific purpose.

- **Eminent Domain:** The right of a government to take private property for public use, with compensation.
- **Encroachment:** Intrusion on a person's territory, rights, etc.
- **Equity:** The difference between the reasonable value of a property and the current balances of any liens.
- **Escrow:** The holding of documents and money by a neutral third party prior to closing.
- **Exclusive Listing:** A written contract giving a licensed real estate agent the exclusive right to sell a property for a specified time.

## F

- **Fair Market Value:** The price that a willing buyer and a willing seller would agree to.
- **Fannie Mae:** A government-sponsored enterprise that buys mortgages from lenders and sells them to investors.
- **FHA Loan:** A loan insured by the Federal Housing Administration and made by an approved lender in accordance with the FHA's regulations.
- **Fixture:** Personal property that becomes real property when attached in a permanent manner to real estate.
- **Foreclosure:** The process by which a lender takes control of a property due to failure to pay the mortgage.
- **Freddie Mac:** A government-sponsored enterprise that buys mortgages and packages them into mortgage-backed securities.

## G

- **Good Faith Estimate (GFE):** An estimate of the fees due at closing for a mortgage loan provided by a lender to a borrower.
- **Grant Deed:** A legal document used to transfer ownership of real property.

## H

- **Hazard Insurance:** Insurance coverage that protects against damage to a property from fire, wind, or other hazards.
- **Home Equity Line of Credit (HELOC):** A line of credit secured by the equity in a home.
- **Home Inspection:** An examination of the condition of a real estate property.
- **UD-1 Settlement Statement:** A document that lists all charges and credits to the buyer and seller in a real estate settlement.

## I

- **Impound Account:** An account kept by a mortgage company out of which required property charges are paid.
- **Income Property:** Real estate developed or improved to produce income.
- **Interest:** The cost of borrowing money, typically expressed as a percentage of the amount borrowed.
- **Interest Rate:** The percentage of the sum of money charged for its use.

## J

- **Joint Tenancy:** A form of co-ownership that gives each tenant equal interest and equal rights in the property, including the right of survivorship.

## K

- **Kickback:** A form of bribery in which a part of the sums of money exchanged is returned or paid out because of a confidential agreement or coercion.

## L

- **Lease:** A contractual arrangement calling for the lessee (user) to pay the lessor (owner) for use of an asset.
- **Lien:** A legal right or interest that a lender has in the borrower's property, until the debt obligation is satisfied.
- **Listing Agreement:** A contract between a property owner and a real estate broker authorizing the broker to represent the seller and find a buyer.
- **Loan-to-Value Ratio (LTV):** A financial term used by lenders to express the ratio of a loan to the value of an asset purchased.

## M

- **Market Value:** The price at which an asset would trade in a competitive auction setting.
- **Mortgage:** A debt instrument, secured by the collateral of specified real estate property, that the borrower is obliged to pay back with a predetermined set of payments.
- **Mortgage Broker:** An individual or company that connects borrowers and lenders for the purpose of loan origination.
- **Mortgage Insurance:** Insurance that protects lenders from losses due to the default of a mortgage loan.

## N

- **Net Listing:** A real estate sale in which the seller sets a net price for the property, and any amount above this price obtained by the agent becomes the agent's commission.
- **Notary Public:** A public official authorized to attest to the authenticity of signatures.

## O

- **Offer:** A formal bid from the home buyer to the home seller to buy a home.
- **Open House:** A scheduled period in which a house or other dwelling is appointed to be open for viewing by potential buyers.
- **Origination Fee:** A fee charged by a lender on entering into a loan agreement to cover the cost of processing the loan.

## P

- **Pre-Approval:** A lender's conditional agreement to lend a specific amount to a borrower based on certain criteria.
- **Principal:** The amount of money borrowed or the amount of the loan that is yet to be repaid excluding interest.
- **Property Management:** The operation, control, maintenance, and oversight of real estate and physical property.
- **Purchase Agreement:** A legal document outlining the terms and conditions of a real estate transaction.

## Q

- **Qualifying Ratios:** Lenders' criteria for deciding the maximum amount of a mortgage that a borrower can afford.
- **Quitclaim Deed:** A deed that transfers the seller's interest in the property to the buyer without guarantees or warranties.

## R

- **Real Estate Agent:** A licensed professional who arranges real estate sales and rentals.

- **Refinancing:** The process of replacing an existing mortgage with a new loan, typically with better terms.
- **REIT (Real Estate Investment Trust):** A company that owns, runs, or finances income-producing real estate.
- **Right of First Refusal:** A contractual right that gives its holder the choice to enter into a business transaction with the owner of something, before the owner is entitled to enter that transaction with a third party.

## S

- **Sale Leaseback:** A transaction in which the seller of a property agrees to lease it back from the purchaser at once after the sale.
- **Second Mortgage:** A loan taken out on a property that is already mortgaged.
- **Short Sale:** A sale of real estate in which the net proceeds from selling the property will fall short of the debts secured by liens against the property.
- **Survey:** A detailed inspection and measurement of a property's boundaries and its features.

## T

- **Tax Lien:** A lien imposed by law upon a property to secure the payment of taxes.
- **Title:** The legal right to own, use, or sell a piece of property.
- **Title Insurance:** Insurance that protects the holder from financial loss sustained from defects in a title to a property.
- **Title Search:** A check of the public record to ensure that the seller is the legal owner of the property and that there are no liens or other claims outstanding.

## U

- **Underwriting:** The process by which a lender evaluates the risk of lending money to a home buyer and sets up the terms of the loan.
- **Unencumbered Property:** Property that is not subject to any liens or encumbrances.

## V

- **VA Loan:** A mortgage loan in the United States guaranteed by the U.S. Department of Veterans Affairs (VA).
- **Variable Interest Rate:** An interest rate that moves up and down based on the changes of an underlying interest rate index.
- **Variance:** A request to deviate from current zoning requirements.

## W

- **Warranty Deed:** A deed that guarantees a clear title to the buyer of real property.
- **Wraparound Mortgage:** A form of secondary financing for the purchase of real property.

## Z

- **Zoning:** Regulations governing the use of land and the types of structures that can be built upon it.
- **Zoning Ordinance:** A law that limits the permitted uses of land and maximum density of development in a community.

This extensive glossary covers a broad spectrum of terms across various aspects of real estate and related fields, aiming to be an invaluable resource for home sellers, buyers, and real estate professionals alike.

# Example Forms

## Exclusive Right to Sell Agreement

This Exclusive Right to Sell Agreement ("Agreement") is made on [Date], by and between [Seller's Name], with a mailing address of [Address] ("Seller") and [Broker's Name], with a mailing address of [Address] ("Broker").

- 1. Grant of Exclusive Right to Sell:** Seller hereby grants Broker the exclusive right to sell the property found at [Property Address] ("Property") for a period of [Number] months from the date of this Agreement.
- 2. Commission:** Seller agrees to pay Broker a commission of [Percentage]% of the sale price if the Property is sold during the term of this Agreement.
- 3. Owner's Right to Sell:** Notwithstanding the above, Seller keeps the right to sell the Property independently without obligation to pay Broker a commission, provided that the sale is not to a buyer introduced by Broker.
- 4. Duties of Broker:** Broker agrees to use diligent efforts to sell the Property, including listing the Property on multiple listing services, marketing the Property, and conducting open houses.
- 5. Governing Law:** This Agreement shall be governed by the laws of [State/Country].
- 6. Entire Agreement:** This document has the entire agreement between the parties and supersedes any prior understanding or representation of any kind preceding the date of this Agreement.

### Acknowledgment by Seller:

Signature: \_\_\_\_\_  
Print Name: \_\_\_\_\_  
Date: \_\_\_\_\_

### Acknowledgment by Broker:

Signature: \_\_\_\_\_  
Print Name: \_\_\_\_\_  
Date: \_\_\_\_\_

This template provides a structured format for documenting the improvements and repairs made to a property. It's essential for the seller to maintain accurate and detailed records, as these can significantly impact the property's perceived value and can be a key negotiating point in the sale process. **Always consider consulting with a real estate professional to ensure the documentation meets the needs of potential buyers and is presented effectively.**



# Open Listing Agreement

This Open Listing Agreement ("Agreement") is made on [Date], by and between [Seller's Name], with a mailing address of [Address] ("Seller") and [Broker's Name], with a mailing address of [Address] ("Broker").

5. **Grant of Open Listing:** Seller grants Broker a non-exclusive right to sell the property found at [Property Address] ("Property"). Seller may enter into similar agreements with other brokers or sell the Property independently.
6. **Commission:** Seller agrees to pay Broker a commission of [Percentage]% of the sale price if Broker gets a buyer for the Property. No commission will be owed if Seller finds a buyer independently.
7. **No Exclusive Relationship:** This Agreement does not create an exclusive relationship between Seller and Broker. The seller is free to sell the Property independently or through other brokers.
8. **Duties of Broker:** Broker agrees to make reasonable efforts to sell the Property, but specific marketing activities are not mandated under this Agreement.
9. **Governing Law:** This Agreement shall be governed by the laws of [State/Country].
10. **Entire Agreement:** This document is the entire agreement between the parties and supersedes any prior agreement or understanding.

## Acknowledgment by Seller:

Signature: \_\_\_\_\_

Print Name: \_\_\_\_\_

Date: \_\_\_\_\_

## Acknowledgment by Buyer:

Signature: \_\_\_\_\_

Print Name: \_\_\_\_\_

Date: \_\_\_\_\_

This template provides a structured format for documenting the improvements and repairs made to a property. It's essential for the seller to maintain accurate and detailed records, as these can significantly impact the property's perceived value and can be a key negotiating point in the sale process. **Always consider consulting with a real estate professional to ensure the documentation meets the needs of potential buyers and is presented effectively.**

# Residential Property Disclosure Form

Property Address: \_\_\_\_\_  
Seller(s) Name: \_\_\_\_\_  
Date: \_\_\_\_\_

## Section 1: Property Condition

1. **Foundation and Structure:** Describe the condition of the foundation and structure (e.g., cracks, leaks, etc.).  
\_\_\_\_\_
2. **Roof:** Age of the roof and any known issues or repairs.  
\_\_\_\_\_
3. **Plumbing System:** Condition and age of the plumbing system.  
\_\_\_\_\_
4. **Electrical System:** Condition and age of the electrical system.  
\_\_\_\_\_
5. **Heating and Cooling Systems:** Condition, age, and type of heating and cooling systems.  
\_\_\_\_\_
6. **Appliances Included in Sale:** List appliances and their condition.  
\_\_\_\_\_
7. **Known Defects:** List any known defects or malfunctions in the home (e.g., flooding, mold, etc.).  
\_\_\_\_\_

## Section 2: Legal Issues

1. **Zoning Violations:** Are there any known zoning violations? Yes [ ] No [ ]  
If yes, describe: \_\_\_\_\_
2. **Liens or Encumbrances:** Are there any liens or other encumbrances against the property? Yes [ ] No [ ]  
If yes, describe: \_\_\_\_\_
3. **Homeowners' Association (HOA):** Is the property subject to HOA rules? Yes [ ] No [ ]  
If yes, provide details: \_\_\_\_\_

### Acknowledgment by Seller:

Signature: \_\_\_\_\_  
Print Name: \_\_\_\_\_  
Date: \_\_\_\_\_

### Acknowledgment by Buyer:

Signature: \_\_\_\_\_  
Print Name: \_\_\_\_\_  
Date: \_\_\_\_\_

This template provides a structured format for documenting the improvements and repairs made to a property. It's essential for the seller to maintain accurate and detailed records, as these can significantly impact the property's perceived value and can be a key negotiating point in the sale process. **Always consider consulting with a real estate professional to ensure the documentation meets the needs of potential buyers and is presented effectively.**

# Lead-Based Paint Disclosure (For Homes Built Before 1978)

Property Address: \_\_\_\_\_

Seller(s) Name: \_\_\_\_\_

Date: \_\_\_\_\_

## Lead Warning Statement

Every purchaser of any interest in residential real property on which a residential dwelling was built prior to 1978 is notified that such property may present exposure to lead from lead-based paint that may place young children at risk of developing lead poisoning. Lead poisoning in young children may produce permanent neurological damage, including learning disabilities, reduced intelligence quotient, behavioral problems, and impaired memory. Lead poisoning also poses a particular risk to pregnant women. The seller of any interest in residential real property must provide the buyer with any information on lead-based paint hazards from risk assessments or inspections in the seller's possession and notify the buyer of any known lead-based paint hazards. A risk assessment or inspection for possible lead-based paint hazards is recommended prior to purchase.

## Seller's Disclosure (initial next to statements):

Seller has knowledge of lead-based paint and/or lead-based paint hazards in the home.

Seller has no knowledge of lead-based paint and/or lead-based paint hazards in the home.

Records and Reports Available to Seller (check if applicable):

Seller has provided the purchaser with all available records and reports of lead-based paint and/or lead-based paint hazards in the property (list documents below).

---

## Purchaser's Acknowledgment (initial):

Purchaser has received copies of all information listed above.

Purchaser has received the pamphlet "Protect Your Family from Lead in Your Home."

Purchaser has (check one):

received a 10-day opportunity (or mutually agreed upon period) to conduct a risk assessment or inspection for the presence of lead-based paint and/or lead-based paint hazards; or

waived the opportunity to conduct a risk assessment or inspection for the presence of lead-based paint and/or lead-based paint hazards.

Agent's Acknowledgment (if applicable):

Agent has informed the seller of the seller's obligations under 42 U.S.C. 4852d and is aware of his/her responsibility to ensure compliance.

## Acknowledgment by Seller:

Signature: \_\_\_\_\_

Print Name: \_\_\_\_\_

Date: \_\_\_\_\_

## Acknowledgment by Buyer:

Signature: \_\_\_\_\_

Print Name: \_\_\_\_\_

Date: \_\_\_\_\_

Agent's Signature: \_\_\_\_\_ Date: \_\_\_\_\_ (if applicable)

This template provides a structured format for documenting the improvements and repairs made to a property. It's essential for the seller to maintain accurate and detailed records, as these can significantly impact the property's perceived value and can be a key negotiating point in the sale process. **Always consider consulting with a real estate professional to ensure the documentation meets the needs of potential buyers and is presented effectively.**

# Offer to Purchase Real Estate Form

Property Address: \_\_\_\_\_  
Offer Date: \_\_\_\_\_  
Buyer(s) Information:  
Name(s): \_\_\_\_\_  
Address: \_\_\_\_\_  
Phone: \_\_\_\_\_ Email: \_\_\_\_\_

## Offer Details:

1. Purchase Price Offered: \$ \_\_\_\_\_
2. Earnest Money Deposit: \$ \_\_\_\_\_ to be held in escrow.
3. Closing Date: \_\_\_\_\_ (Proposed)
4. Contingencies:  
Inspection:  Yes  No  
Financing:  Yes  No  
Appraisal:  Yes  No  
Other: \_\_\_\_\_
5. Inclusions/Exclusions: (Specify any items to be included or excluded from the sale)  
\_\_\_\_\_
6. Closing Costs: (Specify who is responsible for paying closing costs)  
\_\_\_\_\_
7. Additional Terms/Conditions:  
\_\_\_\_\_

## Buyer's Acknowledgment:

I/We, the undersigned, offer to buy the real estate property as described above and agree to the terms and conditions stated herein. I/We understand that this offer, if not accepted, expires on \_\_\_\_\_.

## Acknowledgment by Seller:

Signature: \_\_\_\_\_  
Print Name: \_\_\_\_\_  
Date: \_\_\_\_\_

## Acknowledgment by Buyer:

Signature: \_\_\_\_\_  
Print Name: \_\_\_\_\_  
Date: \_\_\_\_\_

This template provides a structured format for documenting the improvements and repairs made to a property. It's essential for the seller to maintain accurate and detailed records, as these can significantly impact the property's perceived value and can be a key negotiating point in the sale process. **Always consider consulting with a real estate professional to ensure the documentation meets the needs of potential buyers and is presented effectively.**

# Counteroffer Form

Original Offer Date: \_\_\_\_\_  
Counteroffer Date: \_\_\_\_\_  
Seller(s) Information:  
Name(s): \_\_\_\_\_  
Address: \_\_\_\_\_  
Phone: \_\_\_\_\_ Email: \_\_\_\_\_

## Counteroffer Details:

The seller(s), as the undersigned, hereby counter the original offer to buy the real estate located at:  
Property Address: \_\_\_\_\_

with the following amended terms:

1. Revised Purchase Price: \$ \_\_\_\_\_
2. Revised Earnest Money Deposit: \$ \_\_\_\_\_
3. Revised Closing Date: \_\_\_\_\_
4. Revised Contingencies: \_\_\_\_\_
5. Revised Inclusions/Exclusions: \_\_\_\_\_
6. Revised Closing Costs: \_\_\_\_\_
7. Other Revised Terms/Conditions: \_\_\_\_\_

## Seller's Acknowledgment:

I/We, the undersigned, propose this counteroffer to the buyer's original offer with the revised terms as stated above.  
I/We understand that this counteroffer, if not accepted, expires on \_\_\_\_\_.

Seller's Signature: \_\_\_\_\_ Date: \_\_\_\_\_

Buyer's Response: (To be completed by the buyer)

Accept  Reject  Further Counteroffer

Buyer's Signature: \_\_\_\_\_ Date: \_\_\_\_\_

This template provides a structured format for documenting the improvements and repairs made to a property. It's essential for the seller to maintain accurate and detailed records, as these can significantly impact the property's perceived value and can be a key negotiating point in the sale process. **Always consider consulting with a real estate professional to ensure the documentation meets the needs of potential buyers and is presented effectively.**

# Purchase Agreement Form

Creating a Purchase Agreement Form involves detailing the terms and conditions agreed upon by the buyer and seller for the sale of a property. Below is a simplified outline of a Purchase Agreement Form. It's essential to customize this form to comply with local laws and specific details of the transaction.

This Purchase Agreement ("Agreement") is made on [Date] by and between [Seller's Name(s)], ("Seller") and [Buyer's Name(s)], ("Buyer") concerning the property described as:

Property Address: \_\_\_\_\_

Legal Description: (attach legal description of the property)

\_\_\_\_\_

## 1. Sale and Purchase

The Seller agrees to sell, and the Buyer agrees to buy the property described above, including all fixtures, improvements, and appurtenances, for the price and on the terms set forth in this Agreement.

## 2. Purchase Price and Payment Terms

Total Purchase Price: \$ \_\_\_\_\_

Earnest Money Deposit: \$ \_\_\_\_\_ to be held in escrow by [Escrow Agent] as a part of the purchase price.

Balance of Purchase Price: The balance of the purchase price \$ \_\_\_\_\_ will be paid at closing by [specify method, e.g., cash, mortgage financing].

## 3. Contingencies

- This Agreement is contingent upon the following:
- Inspection: Buyer's right to complete a satisfactory inspection of the property within [number] days.
- Financing: Buyer obtaining financing approval within [number] days.
- Appraisal: Property appraising for no less than the purchase price.
- Title: Seller providing a clear and marketable title to the property.

## 4. Closing and Possession

- Closing Date: The closing of the purchase and sale of the Property shall take place on [Date], unless otherwise agreed upon by both parties.
- Possession: Buyer shall take possession of the property on the date of closing, unless otherwise agreed upon.

## 5. Closing Costs

- Seller's Costs: [List any costs the Seller is responsible for, e.g., real estate commissions, certain repairs.]
- Buyer's Costs: [List any costs the Buyer is responsible for, e.g., loan origination fees, appraisal fees.]

## 6. Property Condition

- Seller agrees that the property will be in the same condition at closing as on the date of this Agreement, reasonable wear and tear excepted.

## 7. Warranties and Disclosures

- Seller warrants that they have disclosed to Buyer all known material defects in the property and that they have made no false statements in this Agreement.

## 8. Default

- If either party fails to fulfill their obligations under this Agreement, the aggrieved party shall have all remedies afforded by law, including the right to seek specific performance or terminate the Agreement.

## 9. Legal and Binding Agreement

- This Agreement constitutes the entire agreement between the parties and supersedes all prior negotiations, representations, or agreements, either written or oral.

**10. Signatures**

This Agreement shall be binding upon the parties, their heirs, successors, and assigns.

**Acknowledgment by Seller:**

Signature: \_\_\_\_\_

Print Name: \_\_\_\_\_

Date: \_\_\_\_\_

**Acknowledgment by Buyer:**

Signature: \_\_\_\_\_

Print Name: \_\_\_\_\_

Date: \_\_\_\_\_

Witness/Notary Public (if required): \_\_\_\_\_ Date: \_\_\_\_\_

\_\_\_\_\_

**Please note, this template is a basic framework and should be customized to meet the specific needs of the transaction and comply with local laws.** Consulting with a real estate attorney or professional is strongly recommended to ensure the Agreement is legally sound and fully protective of your rights and interests.

# Inspection Contingency Addendum

Creating contingency addendums is an important part of many real estate transactions, providing conditions that must be met for the transaction to proceed. Below are simplified templates for an Inspection Contingency Addendum and a Financing Contingency Addendum. It is crucial to consult with a legal professional to tailor these documents to the specific requirements and regulations of your jurisdiction and to ensure they adequately protect your interests.

This Inspection Contingency Addendum ("Addendum") is made on [Date] and is part of the Purchase Agreement dated [Date] between [Buyer's Name], ("Buyer") and [Seller's Name], ("Seller") for the purchase of the property located at [Property Address] ("Property").

1. Inspection Period: Buyer shall have the right to inspect the Property within [Number] days from the effective date of the Purchase Agreement ("Inspection Period").
2. Right to Cancel: Buyer may, at Buyer's sole discretion, cancel the Purchase Agreement by written notice to Seller if the inspection reveals any condition of the Property that is unsatisfactory to Buyer, in Buyer's sole judgment. Such notice must be given prior to the expiration of the Inspection Period.
3. Access to Property: Seller agrees to provide Buyer and Buyer's agents reasonable access to the Property for the purposes of conducting inspections.
4. Seller's Response: Seller may, at Seller's option, choose to repair or address any conditions identified by Buyer. If Seller and Buyer cannot agree on the repairs or adjustments, Buyer retains the right to cancel the Purchase Agreement.
5. Governing Law: This Addendum shall be governed by the laws of [State/Country].
6. Entire Agreement: This Addendum is incorporated into and made a part of the Purchase Agreement. In the event of any conflict between this Addendum and the Purchase Agreement, the terms of this Addendum shall prevail.

## Acknowledgment by Seller:

Signature: \_\_\_\_\_  
Print Name: \_\_\_\_\_  
Date: \_\_\_\_\_

## Acknowledgment by Buyer:

Signature: \_\_\_\_\_  
Print Name: \_\_\_\_\_  
Date: \_\_\_\_\_

This template provides a structured format for documenting the improvements and repairs made to a property. It's essential for the seller to maintain accurate and detailed records, as these can significantly impact the property's perceived value and can be a key negotiating point in the sale process. **Always consider consulting with a real estate professional to ensure the documentation meets the needs of potential buyers and is presented effectively.**



# Financing Contingency Addendum

This Financing Contingency Addendum ("Addendum") is made on [Date] and is an integral part of the Purchase Agreement dated [Date] between [Buyer's Name], ("Buyer") and [Seller's Name], ("Seller") for the property located at [Property Address] ("Property").

1. Financing Contingency: The purchase of the Property by Buyer is contingent upon Buyer obtaining a loan approval for the purchase of the Property on or before [Date] ("Financing Deadline").
2. Loan Application: Buyer agrees to diligently apply for and pursue the obtainment of a suitable loan and to provide all necessary documentation to the lender in a timely manner.
3. Notice of Financing: Buyer shall notify Seller in writing upon receipt of loan approval. If Buyer is unable to secure financing by the Financing Deadline, Buyer may cancel the Purchase Agreement by providing written notice to Seller, and any earnest money deposit shall be returned to Buyer.
4. Failure to Obtain Financing: If Buyer fails to obtain financing and elects to cancel the Purchase Agreement pursuant to this Addendum, Buyer shall provide Seller with documentation from the lender stating that financing was not approved.
5. Governing Law: This Addendum shall be governed by the laws of [State/Country].
6. Entire Agreement: This Addendum is part of the Purchase Agreement. In case of any discrepancy between this Addendum and the Purchase Agreement, this Addendum's terms shall control.

## Acknowledgment by Seller:

Signature: \_\_\_\_\_

Print Name: \_\_\_\_\_

Date: \_\_\_\_\_

## Acknowledgment by Buyer:

Signature: \_\_\_\_\_

Print Name: \_\_\_\_\_

Date: \_\_\_\_\_

These templates provide a foundation, but they must be customized to fit the specifics of each transaction and to comply with local legal requirements. **Always have a legal professional review any legal document before it is completed to ensure it meets your needs and complies with applicable laws.**

# Bill of Sale

Creating closing documents for a real estate transaction involves preparing legal forms that detail the terms, conditions, and specifics of the property sale. Below are simplified templates for a Bill of Sale, Statement of Closing Costs, and a Deed. It's crucial to note that these templates should be customized and reviewed by a legal professional to ensure they are accurate, compliant with local laws, and meet the specific needs of the transaction.

This Bill of Sale is made on [Date], by [Seller's Name] ("Seller") and [Buyer's Name] ("Buyer") for the property located at [Property Address] ("Property").

1. Sale of Property: Seller agrees to sell, and Buyer agrees to buy the following described items included in the sale of the Property:

[List Items]

e.g., Appliances, Lighting Fixtures, Window Treatments.

2. Property Sold "As-Is": All items are sold "as-is" without any warranty except as may be provided by the manufacturer.

3. Governing Law: This Bill of Sale shall be governed by the laws of [State/Country].

Acknowledgment

Seller and Buyer acknowledge and agree to the terms of this Bill of Sale on the date mentioned above.

**Acknowledgment by Seller:**

Signature: \_\_\_\_\_

Print Name: \_\_\_\_\_

Date: \_\_\_\_\_

**Acknowledgment by Buyer:**

Signature: \_\_\_\_\_

Print Name: \_\_\_\_\_

Date: \_\_\_\_\_

This template provides a structured format for documenting the improvements and repairs made to a property. It's essential for the seller to maintain accurate and detailed records, as these can significantly impact the property's

perceived value and can be a key negotiating point in the sale process. **Always consider consulting with a real estate professional to ensure the documentation meets the needs of potential buyers and is presented effectively.**

## Statement of Closing Costs

Statement of Closing Costs

Date: [Closing Date]

Property: [Property Address]

Seller: [Seller's Name]

Buyer: [Buyer's Name]

This Statement of Closing Costs itemizes the fees and costs associated with the sale of the property mentioned above.

Description of Cost    Amount (\$)

Real Estate Commissions    [Amount]

Loan Origination Fees    [Amount]

Appraisal Fees    [Amount]

Title Insurance    [Amount]

Recording Fees    [Amount]

Survey Fees    [Amount]

[Other Costs]    [Amount]

Total Closing Costs    [Total Amount]

### Acknowledgment

The undersigned Buyer and Seller acknowledge and agree to the closing costs as listed above.

#### Acknowledgment by Seller:

Signature: \_\_\_\_\_

Print Name: \_\_\_\_\_

Date: \_\_\_\_\_

#### Acknowledgment by Buyer:

Signature: \_\_\_\_\_

Print Name: \_\_\_\_\_

Date: \_\_\_\_\_

This template provides a structured format for documenting the improvements and repairs made to a property. It's essential for the seller to maintain accurate and detailed records, as these can significantly impact the property's perceived value and can be a key negotiating point in the sale process. **Always consider consulting with a real estate professional to ensure the documentation meets the needs of potential buyers and is presented effectively.**

# Deed

## Warranty Deed

This Deed is made on [Date], by [Seller's Name], living at [Address] ("Grantor"), in favor of [Buyer's Name], residing at [Address] ("Grantee"), for the consideration of [Purchase Price] dollars and other valuable considerations.

1. Conveyance: The Grantor hereby conveys and warrants to the Grantee the property described as follows: [Legal Description of Property], located at [Property Address], free and clear of all encumbrances, except as specifically noted herein.

2. Binding Effect: This Deed shall bind and inure to the benefit of the parties hereto and their respective heirs, successors, and assigns.

3. Governing Law: This Deed shall be governed by the laws of [State/Country].

In Witness Whereof, the Grantor has signed and sealed this deed on the date first above written.

## Signatures:

[Seller's Name] \_\_\_\_\_ [Buyer's  
Name] \_\_\_\_\_

[Date]

[Date]

Notarization (if required):

State of [State] \_\_\_\_\_

County of [County] \_\_\_\_\_

On [Date], \_\_\_\_\_

before me, [Notary's Name] \_\_\_\_\_, personally appeared.

[Seller's Name] \_\_\_\_\_ and

[Buyer's Name], \_\_\_\_\_ proved to me on the basis of satisfactory evidence to be the persons whose names are subscribed to the within instrument and acknowledged to me that they executed the same in their authorized capacities, and that by their signatures on the instrument, the persons, or the entity upon behalf of which the persons acted, executed the instrument.

**Notary Signature:** \_\_\_\_\_

[Notary's Name]

My commission expires: [Expiration Date]

This template provides a structured format for documenting the improvements and repairs made to a property. It's essential for the seller to maintain accurate and detailed records, as these can significantly impact the property's perceived value and can be a key negotiating point in the sale process. **Always consider consulting with a real estate professional to ensure the documentation meets the needs of potential buyers and is presented effectively.**

# Amendment to Purchase Agreement

Creating an Amendment to a Purchase Agreement form is essential when parties need to document changes, additions, or deletions to the terms of an original real estate purchase agreement. Below is a simplified template for such an amendment. This template should be reviewed and adjusted by a legal professional to ensure it meets the specific needs of the parties involved and complies with local laws.

This Amendment to Purchase Agreement ("Amendment") is made this [Date], by and between [Buyer's Name] ("Buyer") and [Seller's Name] ("Seller"), collectively referred to as the "Parties," with regard to the Purchase Agreement dated [Original Agreement Date] ("Original Agreement") concerning the property located at [Property Address] ("Property").

Whereas the Parties wish to amend the Original Agreement.

Now, Therefore, in consideration of the mutual promises contained herein and for other good and valuable consideration, the receipt and sufficiency of which are hereby acknowledged, the Parties agree to amend the Original Agreement as follows:

**1. Amendments:** (List the specific changes to the original agreement. Each change should be clearly described and numbered. For example: 1.1 The closing date of the sale shall be changed from [Original Closing Date] to [New Closing Date]. 1.2 The purchase price of the Property shall be adjusted from [Original Purchase Price] to [New Purchase Price]. 1.3 Include any additional terms or conditions being amended.)

**2. Ratification:** Except as expressly amended hereby, all other terms and conditions of the Original Agreement shall remain in full force and effect. This Amendment, together with the Original Agreement, constitutes the entire agreement between the Parties concerning the subject matter hereof and supersedes all earlier agreements, whether written or oral.

**3. Governing Law:** This Amendment shall be governed by and construed in accordance with the laws of the [State/Country] in which the Property is located.

**4. Counterparts:** This Amendment may be executed in counterparts, each of which shall be considered an original, but all of which together will constitute one and the same instrument.

In Witness Whereof, the Parties have executed this Amendment as of the date first above written.

Signatures:

**Acknowledgment by Seller:**

Signature: \_\_\_\_\_

Print Name: \_\_\_\_\_

Date: \_\_\_\_\_

**Acknowledgment by Buyer:**

Signature: \_\_\_\_\_

Print Name: \_\_\_\_\_

Date: \_\_\_\_\_

This template is a starting point and may need adjustments to fit the specifics of your situation. **Always consult with a legal professional to ensure that your amendment accurately reflects the changes agreed upon and is enforceable under local laws.**

# Home Improvement Records Template

Creating a Home Improvement Records form helps sellers document any enhancements, upgrades, or repairs they've made to their property. This documentation can be vital in setting up the property's value and justifying the asking price. Below is a simplified template that property owners can use to track their home improvements. It's advisable for sellers to review and adjust this template as necessary, possibly with the assistance of a real estate professional, to ensure it meets their specific needs and provides a comprehensive record of improvements.

Property Address:

---

Owner Name(s):

---

## Improvement Summary Sheet

Date of Completion Information (if applicable)	Description of Improvement	Cost of Improvement	Contractor/Company	Warranty
---	----------------------------	---------------------	--------------------	----------

### Details of Improvements:

#### 1. Improvement

- Date of Completion: [Insert Date] •Description: [Detailed description of the improvement or repair]
- Cost: [Total cost of improvement]
- Contractor/Company Used: [Name of the contractor or company, if applicable]
- Warranty Information: [Details of any warranties, including term and coverage]

Before and After Photos: Attached [Yes/No]

(Repeat the format for other improvements)

Notes: [Additional notes or information about the property improvements]

### Attachments:

[List any attached documents, such as receipts, warranty documents, and before/after photos]

Signature of Owner(s):

[Signature Line]

Date: [Insert Date]

This template is a starting point and may need adjustments to fit the specifics of your situation. **Always consult with a legal professional to ensure that your amendment accurately reflects the changes agreed upon and is enforceable under local laws.**

# Utility Transfer Information Sheet

Creating a Utility Transfer Form or Information Sheet is a crucial step for ensuring a smooth transition for new homeowners. This document outlines the process for transferring utility services from the seller's name to the buyer's name. Below is a template that can be used or adapted by real estate professionals, sellers, or buyers to ease this transition.

Property Address:

[Insert Property Address Here]

Date of Transfer:

[Insert Desired Date of Utility Transfer Here]

---

## Utility Transfer Instructions:

This information sheet provides instructions for transferring utility services to the new homeowner's name. It is recommended to initiate the transfer process at least two weeks prior to the scheduled closing date to ensure a seamless transition.

---

### 1. Electricity:

- **Provider Name:** [Insert Provider Name]
- **Customer Service Number:** [Insert Customer Service Number]
- **Account Number:** [Insert Seller's Account Number] (for reference)
- **Instructions:** To transfer the electricity service, please contact the provider's customer service. Provide them with the property address, the desired date of transfer, and the new homeowner's contact information. A final meter reading will be scheduled on the transfer date.

### 2. Gas:

- **Provider Name:** [Insert Provider Name]
- **Customer Service Number:** [Insert Customer Service Number]
- **Account Number:** [Insert Seller's Account Number] (for reference)
- **Instructions:** Contact the gas service provider with the property address, account number, and desired date of transfer. You may need to provide identification and possibly a deposit. The provider will schedule a final meter reading.

### 3. Water and Sewer:

**Provider Name:** [Insert Provider Name]

**Customer Service Number:** [Insert Customer Service Number]

**Account Number:** [Insert Seller's Account Number] (for reference)

**Instructions:** Water and sewer services are often managed by the local municipality. Contact the water department with your transfer request, property address, and transfer date. A final reading may be arranged.

### 4. Trash and Recycling:

- **Provider Name:** [Insert Provider Name]
- **Customer Service Number:** [Insert Customer Service Number]
- **Account Number:** [Insert Seller's Account Number] (for reference)
- **Instructions:** Inform the trash and recycling service provider of the change in ownership and request service continuation under the new name. Provide the desired start date.

### 5. Internet, Cable, and Phone:

- **Provider Name:** [Insert Provider Name]
- **Customer Service Number:** [Insert Customer Service Number]
- **Account Number:** [Insert Seller's Account Number] (for reference)
- **Instructions:** Each provider has different procedures for transferring services. Contact them directly to discuss the transfer or installation of the new service. Be prepared to provide personal identification and choose a service plan.

**Additional Notes:**

- Forwarding Address for Final Bills: [Insert Seller’s New Address]
- It is recommended that both parties keep a record of all account numbers and confirmation numbers for services transferred.
- Buyers should perform their due diligence and contact each utility company to confirm the transfer has been completed.

**Acknowledgment by Seller:**

Signature: \_\_\_\_\_  
Print Name: \_\_\_\_\_  
Date: \_\_\_\_\_

**Acknowledgment by Buyer:**

Signature: \_\_\_\_\_  
Print Name: \_\_\_\_\_  
Date: \_\_\_\_\_

This template is designed to help the organization and communication necessary for transferring utilities. Adjustments may be needed based on local utility providers and specific requirements. **It is always a good idea for both sellers and buyers to verify all details directly with the utility companies to ensure a smooth and uninterrupted transition of services.**



# Seller's Net Sheet Template

Creating a Seller's Net Sheet is an invaluable tool for sellers to estimate the net proceeds from the sale of their property, accounting for all the potential costs involved in the transaction. Below is a simplified template for a Seller's Net Sheet. This template can be included in resources for sellers, either within a book or as a downloadable resource, offering clear guidance on estimating the financial outcome of their property sale.

## Property Address:

[Insert Property Address Here]

## Seller's Name:

[Insert Seller's Name Here]

## Sale Information:

•List Price: \$[Insert List Price]

•Expected Sale Price: \$[Insert Expected Sale Price]

## Costs and Deductions:

### 1. Real Estate Agent Commission:

- Listing Agent: \$[Insert Amount or Percentage of Sale Price]
- Buyer's Agent: \$[Insert Amount or Percentage of Sale Price]

2. **Loan Payoff (if applicable):** \$[Insert Loan Payoff Amount]

3. **Prepayment Penalty (if applicable):** \$[Insert Prepayment Penalty]

4. **Mortgage Points to Buyer (if agreed):** \$[Insert Amount]

5. **Home Warranty for Buyer (if agreed):** \$[Insert Cost]

### 6. Closing Costs:

- Attorney Fees: \$[Insert Amount]
- Title Search: \$[Insert Amount]
- Escrow Fees: \$[Insert Amount]
- Recording Fees: \$[Insert Amount]
- Transfer Tax: \$[Insert Amount]
- Other: \$[Insert Amount]

7. **Home Inspection Repairs:** \$[Insert Estimated Cost]

8. **Home Staging and Improvements:** \$[Insert Cost]

9. **Other Expenses:** \$[Insert Cost]

**Total Costs:** \$[Insert Total of All Costs]

## Net Proceeds:

- **Expected Sale Price:** \$[Insert Expected Sale Price]
- **Minus Total Costs:** \$[Insert Total of All Costs]
- **Net Proceeds to Seller:** \$[Insert Net Proceeds]

## Instructions and Tips for Sellers:

- **List Price vs. Sale Price:** Your list price is your asking price, while the sale price is what the buyer agrees to pay. The expected sale price can be the same as your list price or vary after negotiations.
- **Estimating Costs:** It's crucial to accurately estimate or get quotes for the various costs associated with selling your home. This includes commission fees, any agreed-upon concessions to the buyer, and your own closing costs.
- **Loan Payoff:** Ensure you have an exact payoff amount from your lender if you have an outstanding mortgage.
- **Net Proceeds:** This is an estimate. The actual net proceeds may vary based on the final sale price and actual closing costs.
- **Professional Advice:** Consult with your real estate agent, attorney, or financial advisor to get exact figures for your specific situation.

### Seller's Acknowledgment:

Signature: \_\_\_\_\_

Print Name: \_\_\_\_\_

Date: \_\_\_\_\_

This template provides a structured format for documenting the improvements and repairs made to a property. It's essential for the seller to maintain accurate and detailed records, as these can significantly impact the property's perceived value and can be a key negotiating point in the sale process. **Always consider consulting with a real estate professional to ensure the documentation meets the needs of potential buyers and is presented effectively.**



"Maximize Your Home Sale Profits" emerges as a captivating and insightful read for anyone looking to navigate the often complex world of real estate with grace and efficiency. Through a series of engaging parables set in various enchanting locales—from the tranquil village of Greendale to the mystical forest of Evergreen—this book offers readers a unique and memorable approach to mastering the art of selling their homes.

Each parable, featuring characters such as Finnegan the cunning fox, Bella the industrious butterfly, Benjamin the wise bear, and Orville the knowledgeable owl, not only entertains but educates. These stories artfully weave together timeless wisdom with practical real estate advice, allowing readers to glean valuable lessons on negotiation, presentation, and the psychological aspects of buyer-seller interactions.

Beyond its storytelling charm, "Maximize Your Home Sale Profits" dives deep into industry secrets that

many professionals might hesitate to share. It demystifies complex strategies in an accessible manner, from staging homes to attract the right buyers to leveraging market trends to one's advantage. The book highlights the importance of understanding both the macroeconomic factors that influence real estate markets and the micro-level details that can make or break a sale.

What sets this book apart is its holistic approach to the home selling process. It doesn't just focus on the end goal of maximizing profit; it emphasizes creating a positive, ethical, and sustainable transaction process for all parties involved. The inclusion of eco-friendly home improvement tips aligns well with growing trends towards sustainability in real estate.

The practical advice is further enriched with "behind-the-scenes" insights into the real estate industry, offering readers a clear understanding of what to expect and how to avoid common pitfalls. From negotiating tactics that ensure you get the best price for your home to understanding buyer psychology, the book covers a broad spectrum of essential topics.

"Maximize Your Home Sale Profits" is more than just a guide; it's a mentor in book form, offering a wealth of knowledge tempered with the wisdom of experience. It's an invaluable resource for homeowners, real estate enthusiasts, and anyone interested in the art of selling homes effectively. Whether you're a first-time seller or a seasoned investor, this book will inspire you to approach your next home sale with confidence, creativity, and a deeper understanding of the complex dynamics at play in the real estate market.