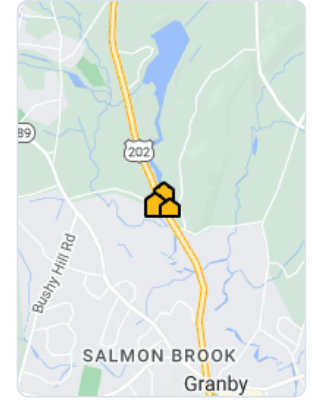


Market Trends

Property Type: SF + Condo/TH/Apt

August 2023

Market Type



Key Details

Months of Inventory	List to Sold Price %	Median Days in RPR	Median Sold Price
2.48	105.9%	38	\$375,000
↑ 4.2% MoM	↑ 0.82% MoM	↑ 442.86% MoM	↑ 13.64% MoM

Realtors Property Resource®, LLC

Source: Listings

Median Estimated Property Value

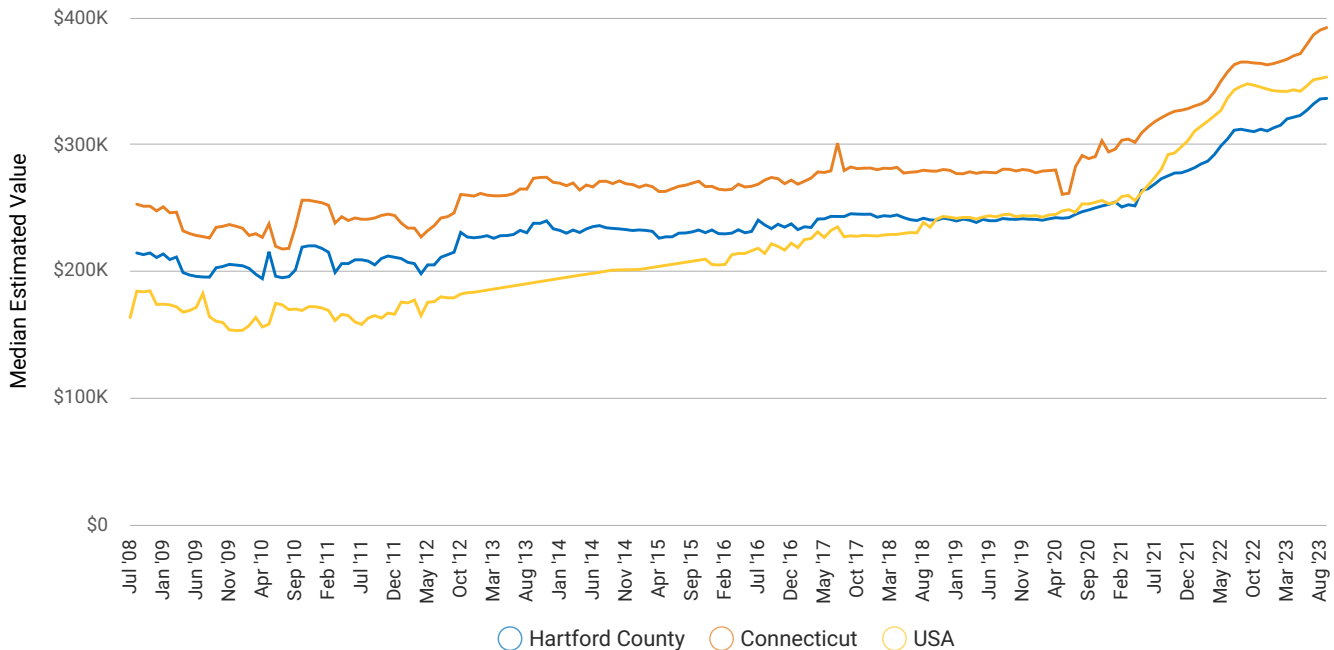
September 2023

Property Type: SF + Condo/TH/Apt

Median Estimated Value
\$373,440

Last Month Change
+0.1%

12 Month Change
-0.6%



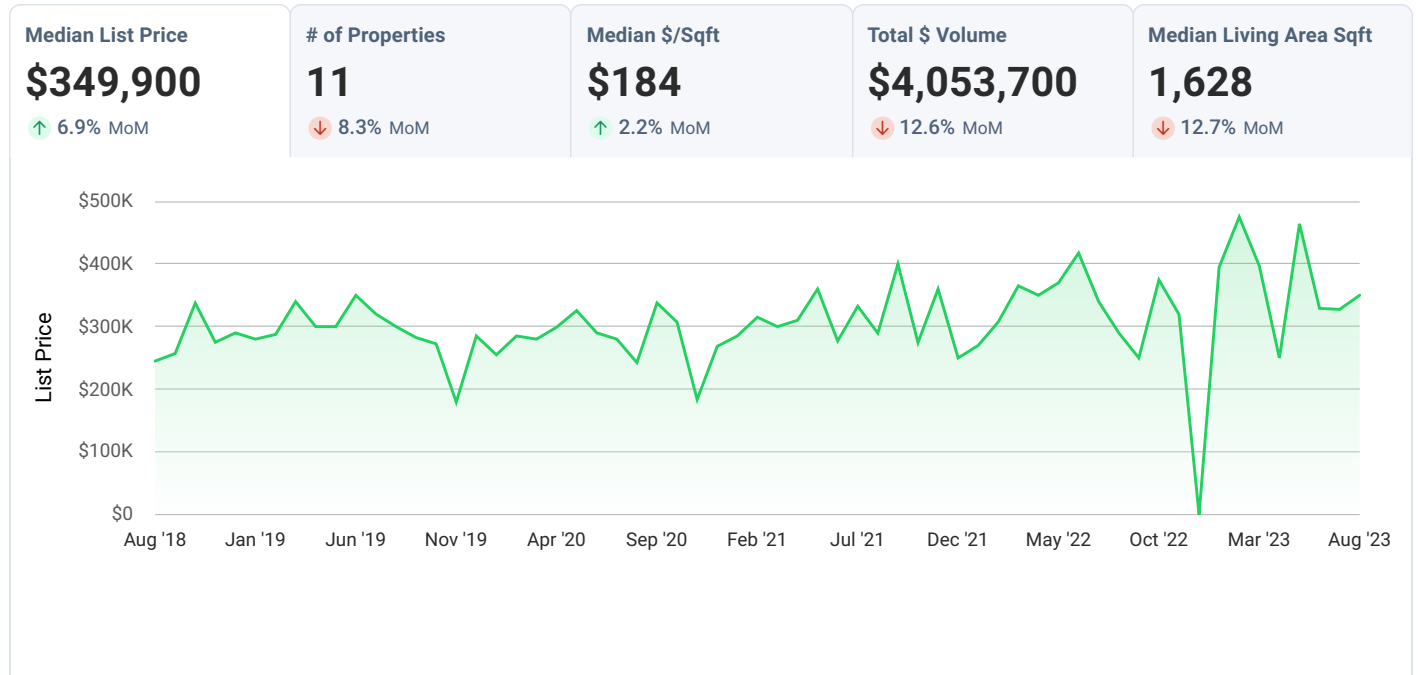
Realtors Property Resource®, LLC

Source: Public Records and Listings

New Listings

August 2023

Property Type: SF + Condo/TH/Apt



Active Listings

August 2023

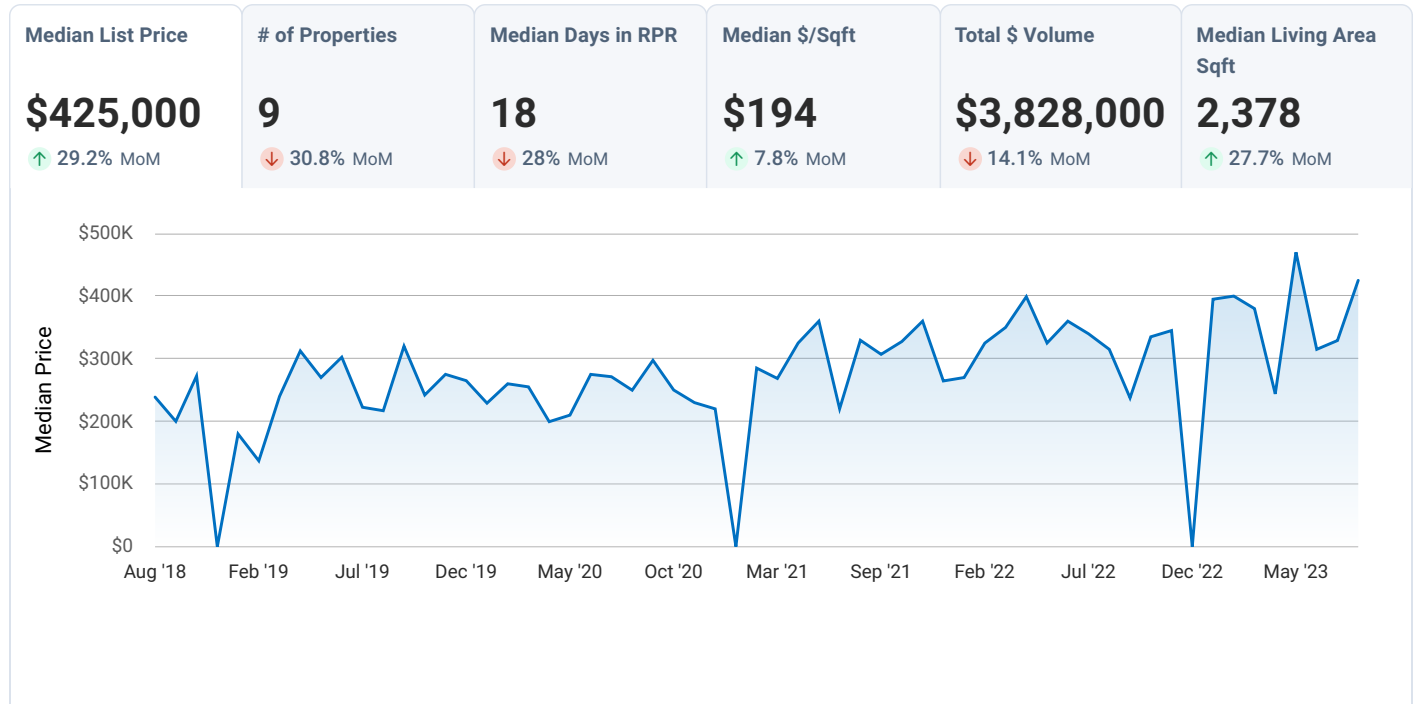
Property Type: SF + Condo/TH/Apt



New Pending Listings

August 2023

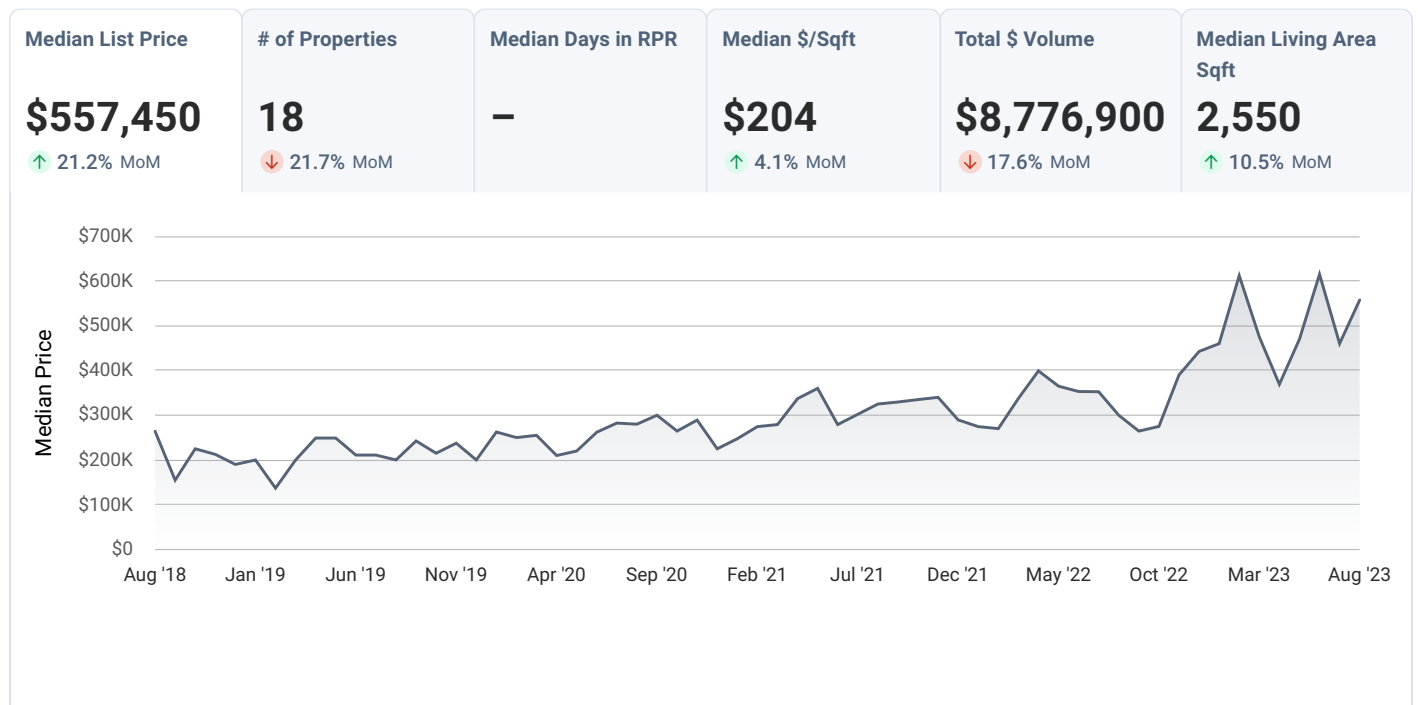
Property Type: SF + Condo/TH/Apt



Pending Listings

August 2023

Property Type: SF + Condo/TH/Apt

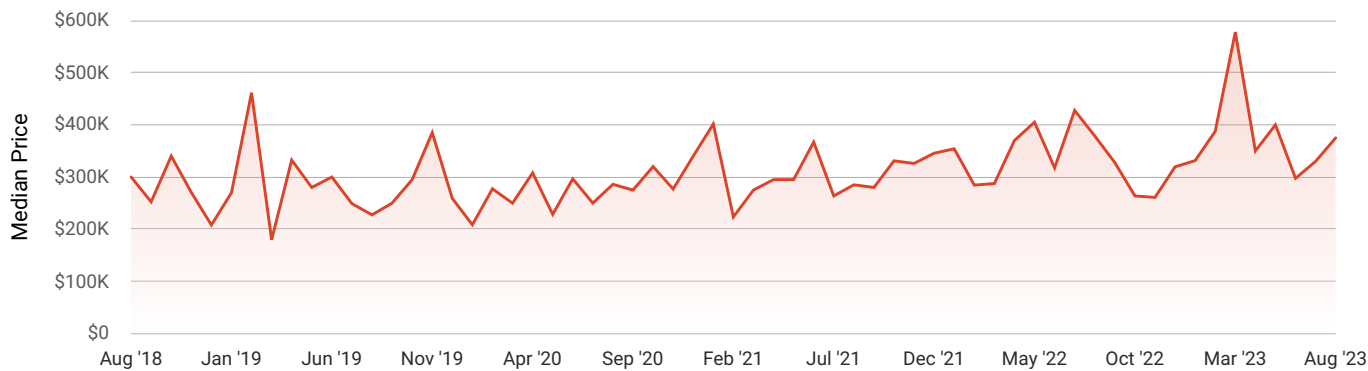


Sold Listings

August 2023

Property Type: SF + Condo/TH/Apt

Median Sold Price	# of Properties	Avg. List to Sale Price %	Median Days in RPR	Median \$/Sqft	Total \$ Volume
\$375,000 ↑ 13.6% MoM	13 ↑ 160% MoM	105.91% ↑ 0.8% MoM	38 ↑ 442.9% MoM	\$197 ↓ 21.2% MoM	\$5,741,149 ↑ 226.2% MoM



Realtors Property Resource®, LLC

Source: Listings

Months Supply of Inventory

August 2023

Property Type: SF + Condo/TH/Apt

Months Supply of Inventory

2.48

Last Month Change

+4.2%

12 Month Change

-0.4%



Realtors Property Resource®, LLC

Source: Listings

Sold Public Records

August 2023

Property Type: SF + Condo/TH/Apt



Realtors Property Resource®, LLC

Source: Public Records



Copyright 2023 Realtors Property Resource® LLC. All Rights Reserved.
Information is not guaranteed. Equal Housing Opportunity.

