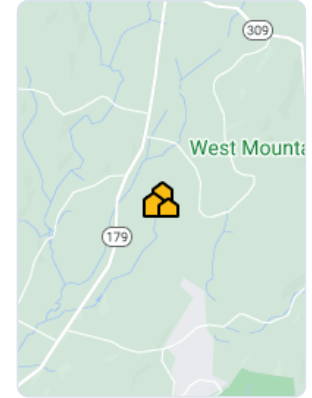


## Market Trends

Property Type: SF + Condo/TH/Apt

### August 2023

#### Market Type



#### Key Details

Months of Inventory	List to Sold Price %	Median Days in RPR	Median Sold Price
<b>1.09</b> ↓ 25.34% MoM	<b>103.6%</b> ↑ 3.46% MoM	<b>6</b> ↓ 72.73% MoM	<b>\$298,000</b> ↓ 28.11% MoM

Realtors Property Resource®, LLC

Source: Listings

## Median Estimated Property Value

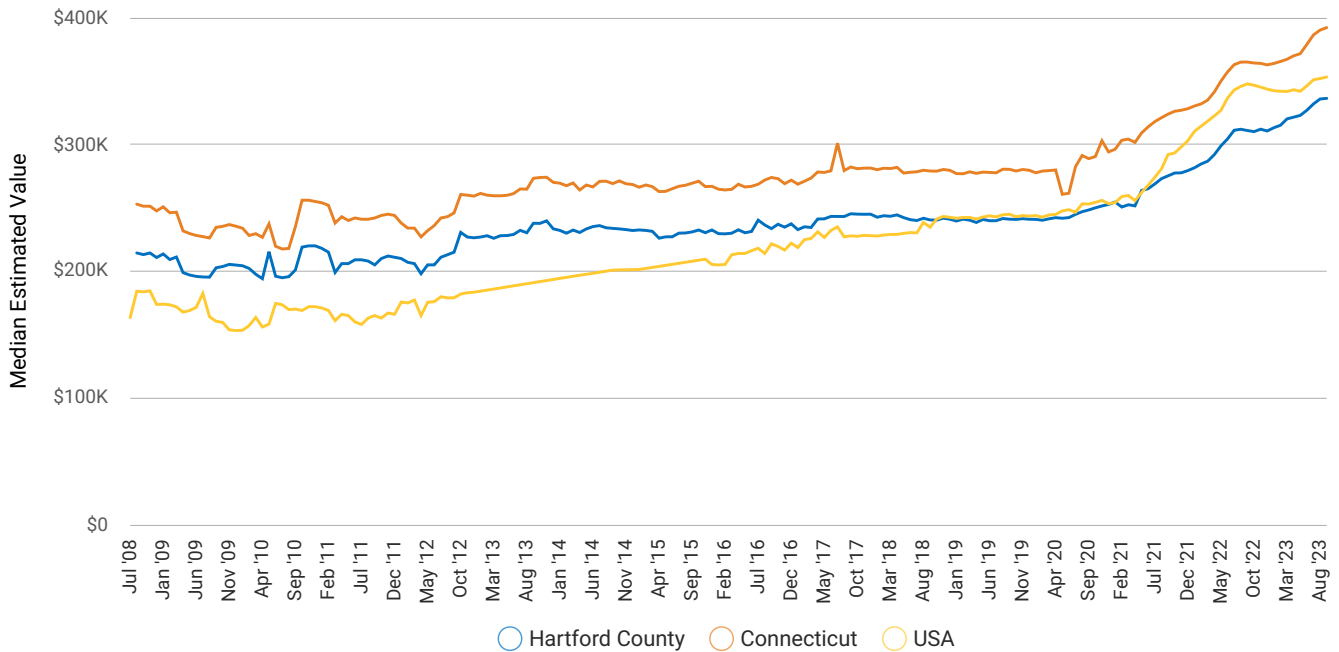
September 2023

Property Type: SF + Condo/TH/Apt

Median Estimated Value  
**\$395,960**

Last Month Change  
**-2.3%**

12 Month Change  
**+4.4%**



Realtors Property Resource®, LLC

Source: Public Records and Listings

## New Listings

August 2023

Property Type: SF + Condo/TH/Apt



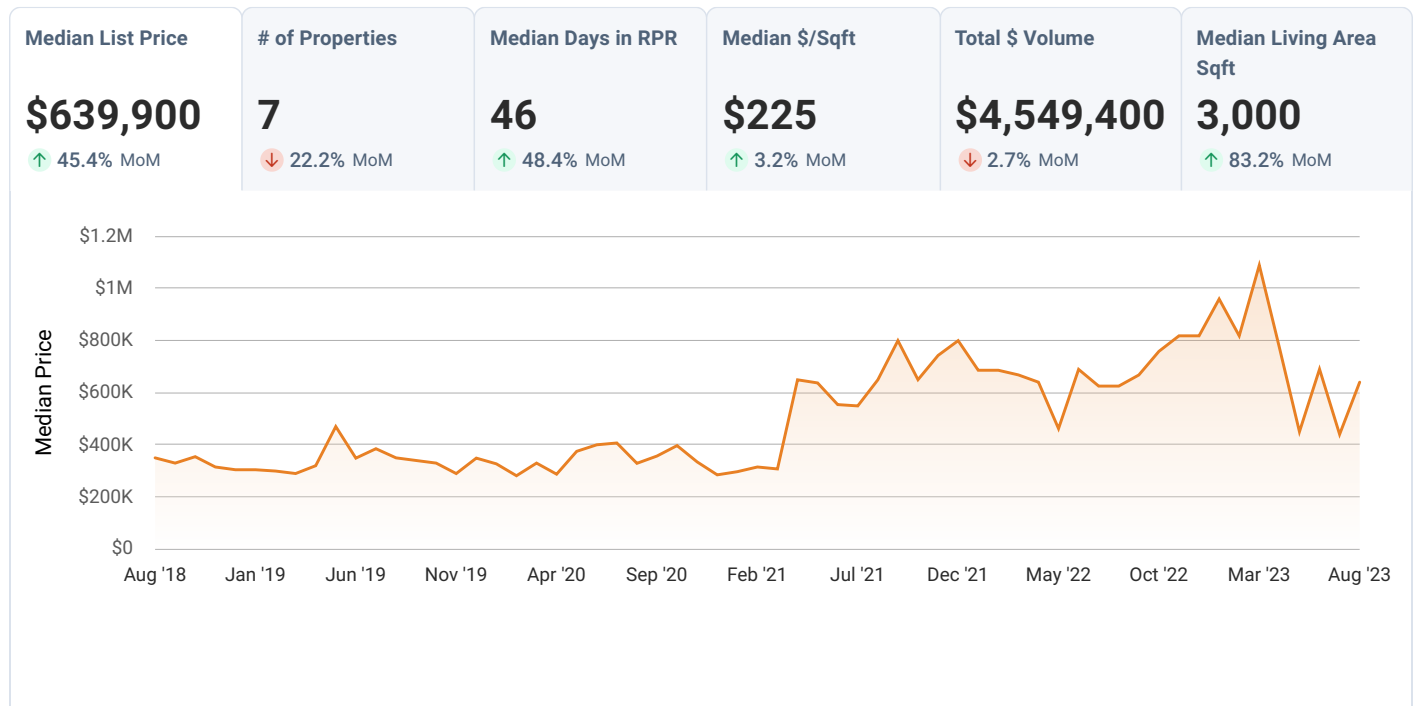
Realtors Property Resource®, LLC

Source: Listings

## Active Listings

August 2023

Property Type: SF + Condo/TH/Apt



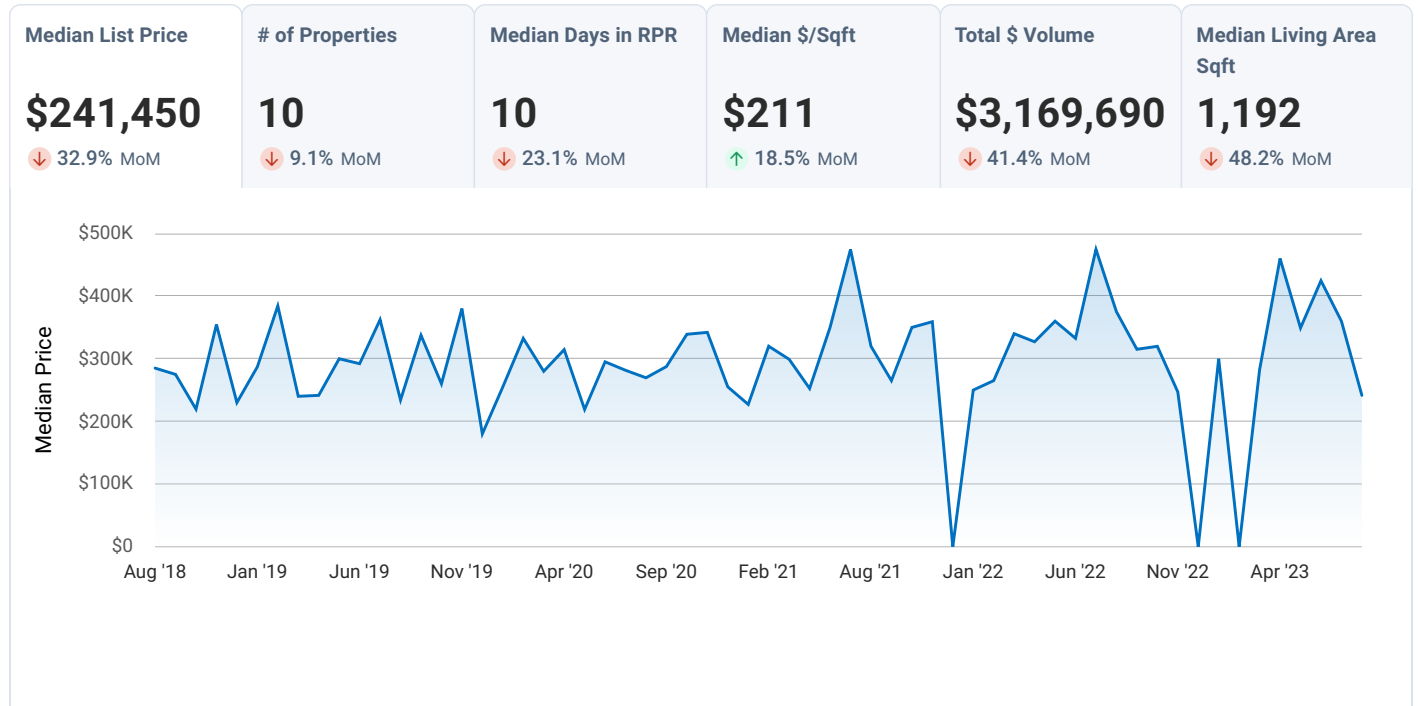
Realtors Property Resource®, LLC

Source: Listings

## New Pending Listings

August 2023

Property Type: SF + Condo/TH/Apt



## Pending Listings

August 2023

Property Type: SF + Condo/TH/Apt

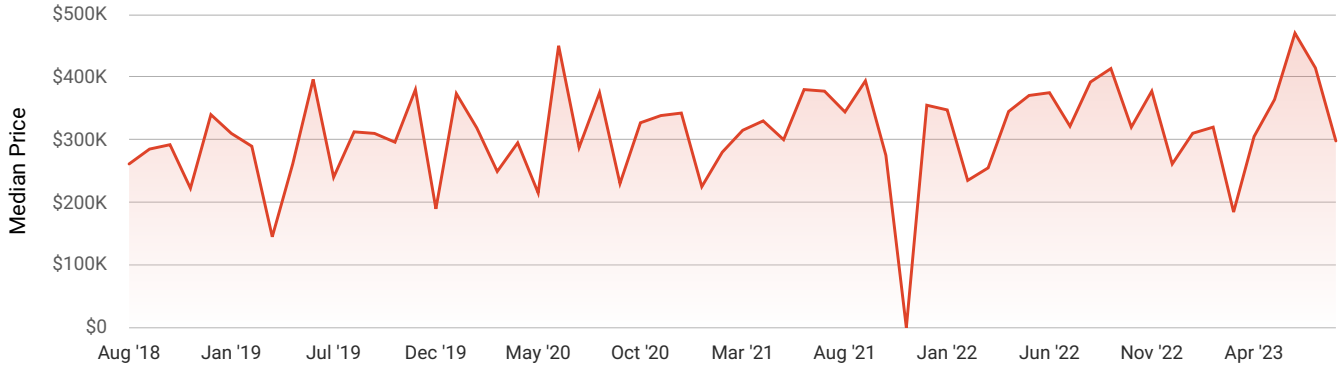


## Sold Listings

August 2023

Property Type: SF + Condo/TH/Apt

Median Sold Price	# of Properties	Avg. List to Sale Price %	Median Days in RPR	Median \$/Sqft	Total \$ Volume
<b>\$298,000</b> ↓ 28.1% MoM	<b>8</b> ↓ 20% MoM	<b>103.64%</b> ↑ 3.5% MoM	<b>6</b> ↓ 72.7% MoM	<b>\$193</b> ↑ 10.9% MoM	<b>\$3,655,960</b> ↓ 25.7% MoM



Realtors Property Resource®, LLC

Source: Listings

## Months Supply of Inventory

August 2023

Property Type: SF + Condo/TH/Apt

<b>Months Supply of Inventory</b> <b>1.09</b>	<b>Last Month Change</b> <b>-25.3%</b>	<b>12 Month Change</b> <b>-28.8%</b>
--	---	---



Realtors Property Resource®, LLC

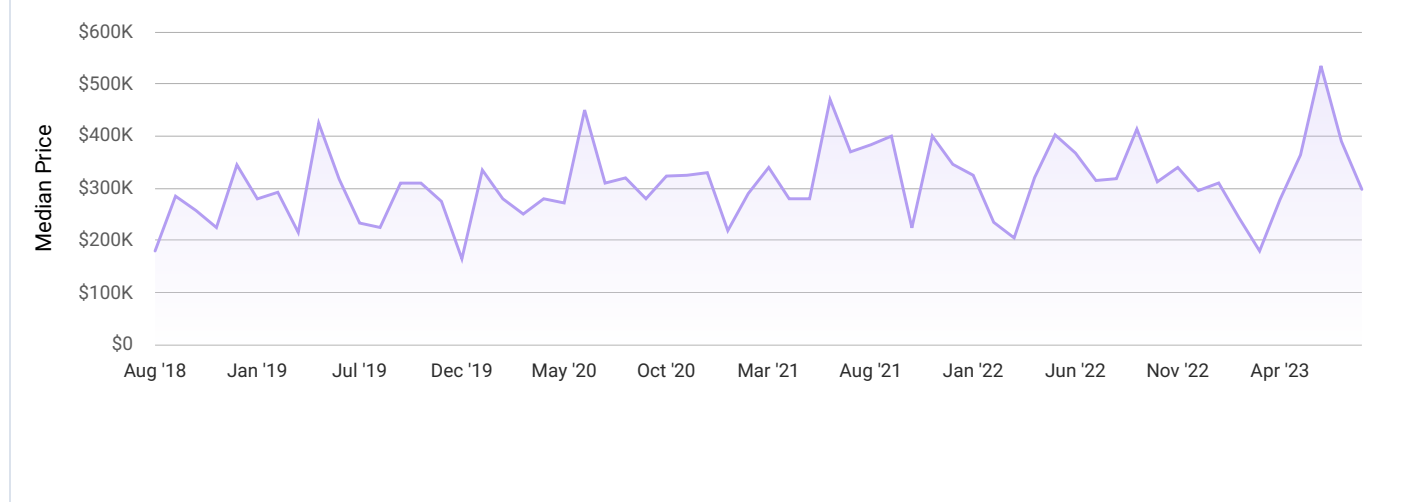
Source: Listings

# Sold Public Records

August 2023

Property Type: SF + Condo/TH/Apt

<b>Median Sold Price</b> <b>\$298,000</b> ↓ 23.6% MoM	<b># of Properties</b> <b>8</b> ↓ 33.3% MoM	<b>Median \$/Sqft</b> <b>\$200</b> ↑ 10.5% MoM	<b>Median Living Area Sqft</b> <b>1,617</b> ↓ 23% MoM	<b>Total \$ Volume</b> <b>\$2,900,900</b> ↓ 44.5% MoM
---	---	--	---	---



Realtors Property Resource®, LLC

Source: Public Records



Copyright 2023 Realtors Property Resource® LLC. All Rights Reserved. Information is not guaranteed. Equal Housing Opportunity.



10/4/23